

Enter Date: **11/24/20**Claimant Name: **City of Coalinga****TRANSPORTATION FUNDING CLAIM FOR FISCAL YEAR: 2018/19**

Instructions: Please note that each page of this claim is a separate worksheet, please click through all tabs and complete. Also note that light yellow fields require an entry if applicable, light grey fields contain formulas that will automatically calculate based on corresponding entries. A date and claimant name field is at the top of the first page, and automatically repeats on following pages, (date should be formatted 00/00/0000)

When completed, please print, sign and send signed original via mail to:

**Les Beshears, Director of Finance, Fresno Council of Governments, 2035 Tulare Street, Suite 201,
Fresno, CA 93721**

From: Applicant:	City of Coalinga
Address:	155 W. Durian Ave
City/State/Zip:	Coalinga, CA 93210
Contact Phone/email:	Jasmin Bains/ 559-935-1531 Ext. 129/ jbains@coalinga.com

This applicant is an eligible claimant pursuant to Section 99203 of the Public Utilities Code and certifies that the following transportation funds are available to be claimed:

Local Transportation Fund

Apportionment:	\$ 598,222.00
Unexpended, Held by Claimant:	
Other Agency:	

State Transit Assistance Fund

Estimate:	\$ 116,370.00
Unexpended, Held in Trust:	\$ 44,981.00

Other

Other:	
--------	--

Seven Hundred Fifty-Nine Thousand Five Hundred Seventy-Three Dollars
--

TOTAL

\$ 759,573.00

spell out total amount in above cell

for the purposes and respective amounts specified in the attached claim be drawn from the Local Transportation Fund and State Transit Assistance Fund.

Please print and sign after completing form

Authorized Signature:

Name/Title:

Date: **12/3/2020****Marissa Trejo, City Manager**

2035 Tulare St., Ste. 201 tel 559-233-4148
Fresno, California 93721 fax 559-233-9645

www.fresnocog.org

Enter Date: 11/24/2020

Claimant Name: City of Coalinga

TRANSPORTATION FUNDING CLAIM DETAIL FOR FISCAL YEAR: 2018/19

PURPOSE	AMOUNT	SUBTOTAL
1. Bicycle & Pedestrian Facilities:		
Article 3:	\$ 11,951.00	
Article 8a:		
Audit Exceptions (General Fund Payback);		
Unexpended Funds, Held by Claimant:		\$ 11,951.00
2. Regional Transportation Planning:	\$ 16,690.00	\$ 16,690.00
3. Public Transportation		
State Transit Assistance Funds (STA):	\$ -	
Other:		\$ -
4. Community Transit Service CTSA, Article 4.5:	\$ 29,948.00	\$ 29,948.00
5. Streets & Roads:		
Article 8a:	\$ 443,739.00	
Unexpended Funds, Held by Claimant:		\$ 443,739.00
6. To Be Claimed By:		
Fresno County Rural Transit Agency LTF:	\$ 16,720.00	
Fresno County Rural Transit Agency STA:	\$ 161,351.00	
MOU Fresno County PVSP:	\$ 79,174.00	
		\$ 257,245.00
7. Reserve in Fund Pending Further Claiming		\$ -
GRAND TOTAL		\$ 759,573.00
Claim Total Must Agree With Total on First Page		\$ 759,573.00
Minus Non Transit Claims		\$ 303,883.00
GRAND TOTAL PAYABLE TO CLAIMANT		\$ 455,690.00

Allocation instructions and payment by the Fresno County Auditor-Controller to the applicant is subject to such monies being available for distribution, and to the provisions that such monies will be used only in accordance with the rules and regulations of the Transportation Development Act.

Enter Date: **11/24/2020**Claimant Name: **City of Coalinga****BICYCLE AND PEDESTRIAN FACILITIES FOR FISCAL YEAR: 2018/19**

Two percent (2%) of the claimant's Local Transportation Fund apportionment must be spent on bicycle and pedestrian facilities (PUC 99233.3 and 99234); such claims are to be filed as Article 3. Claims for projects in excess of 2% may be filed as Article 8a (PUC 99400(a)). If other funding is to be used with Local Transportation Funds to implement projects, such funding should be shown on the claim form.

PROJECT TITLE & BRIEF DESCRIPTION	PROJECT COST
1. Various Bicycle & Pedestrian Facilities throughout the claimant's jurisdiction:	\$ 11,951.00
<i>AND/OR:</i>	
Other - describe briefly if applicable:	\$ -
Other - describe briefly if applicable:	\$ -
Other - describe briefly if applicable:	\$ -
TOTAL PROJECT COSTS	\$ 11,951.00

STREETS AND ROADS CLAIM FOR FISCAL YEAR: 2019/20

Local Transportation Funds coming to claimants within Fresno County may be used for streets and roads improvements and maintenance pursuant to Article 8 (PUC 99400), but only after Fresno COG makes a finding that public transportation needs within the claimant's jurisdiction are reasonably met by satisfying the service requirements set forth by the Regional Transportation Plan (PUC 99401.5).

PROJECT TITLE & BRIEF DESCRIPTION	PROJECT COST
1. Development, Construction & Maintenance Facilities throughout the claimant's jurisdiction:	\$ 443,739.00
<i>AND/OR:</i>	
Other - describe briefly if applicable:	\$ -
Other - describe briefly if applicable:	\$ -
Other - describe briefly if applicable:	\$ -
TOTAL PROJECT COSTS	\$ 443,739.00

Enter Date: 11/24/2020

Claimant Name: City of Coalinga

CONTINGENCY PROJECT LISTING FOR FISCAL YEAR: 2018/19

CHECK ALL THAT APPLY (Enter "X" in yellow box)

BICYCLE AND PEDESTRIAN FACILITIES

☒ Article 3

PUBLIC TRANSPORTATION

☐ Article 4

STREETS & ROADS

☒ Article 8a


STANDARD ASSURANCES FOR CLAIMANTS

CLAIMANT ASSURANCES: (initial yellow box all that apply)

- ☒ A. Claimant certifies that it has submitted a satisfactory, independent fiscal audit, with required certification statement, to the RTPA and to the State Controller, pursuant to PUC 99245 and 21 Cal. Code of Regulations Section 6664 for the prior fiscal year (project year minus two). Claimant assures that this audit requirement will be completed for the current fiscal year (project year minus one).
- ☒ B. Claimant certifies that it has submitted a State Controller Report to the RTPA and to the State Controller, pursuant to PUC 99243.

The undersigned hereby certifies that the above statements are true and correct.

Please print and sign after completing form

Authorized
Signature: 
Name/Title: Marissa Trejo, City Manager
Date: 12/3/2020

BEFORE THE
FRESNO COUNCIL OF GOVERNMENTS
RESOLUTION NO. 2021-02

IN THE MATTER OF:

**TRANSPORTATION DEVELOPMENT ACT
OF 1971**

RESOLUTION OF APPROVAL OF
TRANSPORTATION FUNDING CLAIM FOR
THE CITY OF COALINGA, 2021-02

WHEREAS, the Fresno Council of Governments (COG) is the administrator of the Local Transportation Fund as provided by Chapter 1400 of the California Statutes of 1971, and the State Transit Assistance Fund as provided by Chapter 161 & 322 of the Statutes of 1979 and 1982, respectively, and

WHEREAS, the COG has the authority to review claims and allocate such funds in accordance with the Transportation Development Act of 1971 and Chapter 3 of Title 21 of the California Code of Regulations; and

WHEREAS, the City of Coalinga has submitted Transportation Funding Claim for its 2018-19 fiscal year apportionment.

NOW, THEREFORE, BE IT RESOLVED, that the Transportation Funding Claim submitted by the City of Coalinga has been reviewed and the following findings are hereby made:

1. The Funding Claim submitted by the City of Coalinga has been reviewed and found to be in conformance with the adopted Regional Transportation Plan.
2. That the COG finds that priority consideration has been given to claims to offset reductions in federal operating assistance and the unanticipated increase in the cost of fuel, to enhance existing public transportation services, and to meet high-priority regional, countywide, or area wide public transportation needs.
3. On June 29th, 2017 the COG Board approved Resolution 2017-19 which found that public transportation needs within the County of Fresno and its sphere of influence will be reasonably met in 2017-18.

BE IT FURTHER RESOLVED, that the Fresno Council of Governments hereby approves the Transportation Funding Claim submitted by the City of Coalinga and allocates monies from the Transportation Development Act in accordance with the attached claim which is hereby made a part of this resolution.

BE IT FURTHER RESOLVED, that the Auditor-Controller of the County of Fresno cause the approved claim to be paid in the manner and time directed by the Executive Director of the Fresno Council of Governments.

THE FOREGOING RESOLUTION was passed and adopted by the Fresno Council of Governments this 28th day of January, 2021.

AYES:

NOES:

ABSTAIN:

ABSENT:

ATTEST:

Signed: _____
David Cardenas, Amarpreet Dhaliwal, Chair

I hereby certify that the foregoing is a true copy of a resolution of the Fresno Council of Governments duly adopted at a regular meeting dated above.

Signed: _____
Tony Boren, Executive Director

RESOLUTION NO. 20-53

**A RESOLUTION OF THE CITY COUNCIL OF THE CITY OF FIREBAUGH
SUBMITTING A CLAIM FOR TRANSPORTATION DEVELOPMENT ACT (TDA) FUNDS
CONTINUING FROM THE 2020-2021 FISCAL YEAR, THEREBY COINCIDING WITH THE
FRESNO COUNCIL OF GOVERNMENTS POLICY BOARD APPROVAL OF TDA FUNDS
APPORTIONMENT AND TDA CLAIMS PROCESS**

WHEREAS, the City of Firebaugh hereby submits a TDA Funding Claim for the Local Transportation Fund, and State Transit Assistance Fund of Fresno County continuing from fiscal year 2020-2021; and thereafter

WHEREAS, the Fresno COG has the authority to review claims and allocate such funds in accordance with the Transportation Development Act of 1971 and Chapter 3 of Title 21 of the California Administrative Code; and

WHEREAS, the Fresno COG encourages inter-jurisdictional coordination of transportation needs and increased coordination of transportation implementation plans.

NOW, THEREFORE, BE IT RESOLVED, that the City Council of the City of Firebaugh hereby requests that the Fresno COG allocate the amounts approved by resolution by the Fresno COG Policy Board, from the Local Transportation Fund, and State Transit Assistance Fund to the named applicant for fiscal year 2020-2021; and thereafter for the purposes allowed under Articles 3, 4.5 and 8 of the Transportation Development Act of 1971, as identified in the attached claim and which is in accordance with the adopted Regional Transportation Plan.

BE IT FURTHER RESOLVED, that the City Council of the City of Firebaugh hereby requests that of the City's total Transportation Fund Apportionment for fiscal year 2020-2021; and thereafter, in the amount approved by resolution by the Fresno COG Policy Board, be allocated from the Local Transportation Fund to the Fresno COG for the purpose of conducting Regional Transportation Planning.

BE IT FURTHER RESOLVED, that the City Council of the City of Firebaugh hereby requests that of the City's total Transportation Fund Apportionment for fiscal year 2020-2021; and thereafter, in the amount approved by resolution by the Fresno COG Policy Board, be allocated to the Fresno County Rural Transit Agency for the purpose of conducting a transportation program consistent with the adopted Regional Transportation Plan.

BE IT FURTHER RESOLVED that the named applicant further agrees to provide the Fresno COG with such information as may be necessary to support its annual transportation claim.

The foregoing resolution was duly adopted by the Firebaugh City Council at a regular meeting held on the 7th day of December 2020, by the following vote, to wit:


AYES: Sablan, Perez, Valdez, Jenkins, Lopez

NOES:


ABSENT:

ABSTAIN:

APPROVED:


Elsa Lopez
Mayor

ATTEST:


Rita Lozano
Deputy City Clerk

Enter Date: 11/24/2020

Claimant Name: City of Firebaugh

TRANSPORTATION FUNDING CLAIM FOR FISCAL YEAR: 2020/21

Instructions: Please note that each page of this claim is a separate worksheet, please click through all tabs and complete. Also note that light yellow fields require an entry if applicable, light grey fields contain formulas that will automatically calculate based on corresponding entries. A date and claimant name field is at the top of the first page, and automatically repeats on following pages, (date should be formatted 00/00/0000)

When completed, please print, sign and send signed original via mail to:

Les Beshears, Director of Finance, Fresno Council of Governments, 2035 Tulare Street, Suite 201, Fresno, CA 93721

From: Applicant:	City of Firebaugh
Address:	1133 P Street
City/State/Zip:	Firebaugh, CA 93622
Contact Phone/email:	559-659-5901 / pmartin@firebaugh.org

This applicant is an eligible claimant pursuant to Section 99203 of the Public Utilities Code and certifies that the following transportation funds are available to be claimed:

Local Transportation Fund

Apportionment:	\$ 308,476.00
Unexpended, Held by Claimant:	
Other Agency:	

State Transit Assistance Fund

Estimate:	\$ 68,841.00
Unexpended, Held in Trust:	\$ 15,558.00

Other

Other:	
--------	--

Three hundred ninety-two thousand, Eight hundred Seventy-Five	TOTAL
	\$ 392,875.00

spell out total amount in above cell


for the purposes and respective amounts specified in the attached claim be drawn from the Local Transportation Fund and State Transit Assistance Fund.

Please print and sign after completing form

Authorized Signature:

Name/Title:

Date:


Benjamin Gallegos, City Manager
11-24-20



Fresno Council
of Governments

2035 Tulare St., Ste. 201 tel 559-233-4148
Fresno, California 93721 fax 559-233-9645

www.fresnocog.org

Enter Date: **11/24/2020**Claimant Name: **City of Firebaugh****TRANSPORTATION FUNDING CLAIM DETAIL FOR FISCAL YEAR: 2020/21**

PURPOSE		AMOUNT	SUBTOTAL
1. Bicycle & Pedestrian Facilities:			
	Article 3:	\$ 6,162.00	
	Article 8a:		
	Audit Exceptions (General Fund Payback);		
	Unexpended Funds, Held by Claimant:		
			\$ 6,162.00
2. Regional Transportation Planning:			
		\$ 8,606.00	\$ 8,606.00
3. Public Transportation			
	State Transit Assistance Funds (STA):	\$ -	
	Other:		
			\$ -
4. Community Transit Service CTSA, Article 4.5:			
		\$ 15,460.00	\$ 15,460.00
5. Streets & Roads:			
	Article 8a:	\$ 112,791.00	
	Unexpended Funds, Held by Claimant:		
			\$ 112,791.00
6. To Be Claimed By:			
	Fresno County Rural Transit Agency LTF:	\$ 165,457.00	
	Fresno County Rural Transit Agency STA:	\$ 84,399.00	
	Other:	\$ -	
			\$ 249,856.00
7. Reserve in Fund Pending Further Claiming			
			\$ -
GRAND TOTAL			\$ 392,875.00
Claim Total Must Agree With Total on First Page			\$ 392,875.00
Minus Non Transit Claims			\$ 273,922.00
GRAND TOTAL PAYABLE TO CLAIMANT			\$ 118,953.00

Allocation instructions and payment by the Fresno County Auditor-Controller to the applicant is subject to such monies being available for distribution, and to the provisions that such monies will be used only in accordance with the rules and regulations of the Transportation Development Act.

Enter Date: **11/24/2020**Claimant Name: **City of Firebaugh****BICYCLE AND PEDESTRIAN FACILITIES FOR FISCAL YEAR: 2020/21**

Two percent (2%) of the claimant's Local Transportation Fund apportionment must be spent on bicycle and pedestrian facilities (PUC 99233.3 and 99234); such claims are to be filed as Article 3. Claims for projects in excess of 2% may be filed as Article 8a (PUC 99400(a)). If other funding is to be used with Local Transportation Funds to implement projects, such funding should be shown on the claim form.

PROJECT TITLE & BRIEF DESCRIPTION	PROJECT COST
1. Various Bicycle & Pedestrian Facilities throughout the claimant's jurisdiction:	\$ 6,162.00
<i>AND/OR:</i>	
Other - describe briefly if applicable:	\$ -
Other - describe briefly if applicable:	\$ -
Other - describe briefly if applicable:	\$ -
TOTAL PROJECT COSTS	\$ 6,162.00

STREETS AND ROADS CLAIM FOR FISCAL YEAR: 2020/21

Local Transportation Funds coming to claimants within Fresno County may be used for streets and roads improvements and maintenance pursuant to Article 8 (PUC 99400), but only after Fresno COG makes a finding that public transportation needs within the claimant's jurisdiction are reasonably met by satisfying the service requirements set forth by the Regional Transportation Plan (PUC 99401.5).

PROJECT TITLE & BRIEF DESCRIPTION	PROJECT COST
1. Development, Construction & Maintenance Facilities throughout the claimant's jurisdiction:	\$ 112,791.00
<i>AND/OR:</i>	
Other - describe briefly if applicable:	\$ -
Other - describe briefly if applicable:	\$ -
Other - describe briefly if applicable:	\$ -
Other - describe briefly if applicable:	\$ -
TOTAL PROJECT COSTS	\$ 112,791.00

Enter Date: 11/24/2020

Claimant Name: City of Firebaugh

CONTINGENCY PROJECT LISTING FOR FISCAL YEAR: 2020/21

CHECK ALL THAT APPLY (Enter "X" in yellow box)

BICYCLE AND PEDESTRIAN FACILITIES

☒ Article 3

PUBLIC TRANSPORTATION

☐ Article 4

STREETS & ROADS

☒ Article 8a

STANDARD ASSURANCES FOR CLAIMANTS

CLAIMANT ASSURANCES: (initial yellow box all that apply)

- ☒ A. Claimant certifies that it has submitted a satisfactory, independent fiscal audit, with required certification statement, to the RTPA and to the State Controller, pursuant to PUC 99245 and 21 Cal. Code of Regulations Section 6664 for the prior fiscal year (project year minus two). Claimant assures that this audit requirement will be completed for the current fiscal year (project year minus one).
- ☒ B. Claimant certifies that it has submitted a State Controller Report to the RTPA and to the State Controller, pursuant to PUC 99243.

The undersigned hereby certifies that the above statements are true and correct.


Please print and sign after completing form

Authorized

Signature:

Name/Title:

Date:



Benjamin Gallegos, City Manager

11-24-20

BEFORE THE
FRESNO COUNCIL OF GOVERNMENTS
RESOLUTION NO. 2021-04

IN THE MATTER OF:

RESOLUTION OF APPROVAL OF

**TRANSPORTATION DEVELOPMENT ACT
OF 1971**

TRANSPORTATION FUNDING CLAIM FOR THE
CITY OF FIREBAUGH, 2021-04

WHEREAS, the Fresno Council of Governments (COG) is the administrator of the Local Transportation Fund as provided by Chapter 1400 of the California Statutes of 1971, and the State Transit Assistance Fund as provided by Chapter 161 & 322 of the Statutes of 1979 and 1982, respectively, and

WHEREAS, the COG has the authority to review claims and allocate such funds in accordance with the Transportation Development Act of 1971 and Chapter 3 of Title 21 of the California Code of Regulations; and

WHEREAS, the City of Firebaugh has submitted Transportation Funding Claim for its 2020-21 fiscal year apportionment.

NOW, THEREFORE, BE IT RESOLVED, that the Transportation Funding Claim submitted by the City of Firebaugh has been reviewed and the following findings are hereby made:

1. The Funding Claim submitted by the City of Firebaugh has been reviewed and found to be in conformance with the adopted Regional Transportation Plan.
2. That the COG finds that priority consideration has been given to claims to offset reductions in federal operating assistance and the unanticipated increase in the cost of fuel, to enhance existing public transportation services, and to meet high-priority regional, countywide, or area wide public transportation needs.
3. On June 25, 2020 the COG Board approved Resolution 2020-19 which found that public transportation needs within the County of Fresno and its sphere of influence will be reasonably met in 2020-21.

BE IT FURTHER RESOLVED, that the Fresno Council of Governments hereby approves the Transportation Funding Claim submitted by the City of Firebaugh and allocates monies from the Transportation Development Act in accordance with the attached claim which is hereby made a part of this resolution.

BE IT FURTHER RESOLVED, that the Auditor-Controller of the County of Fresno cause the approved claim to be paid in the manner and time directed by the Executive Director of the Fresno Council of Governments.

THE FOREGOING RESOLUTION was passed and adopted by the Fresno Council of Governments this 28th day of January, 2021.

AYES:

NOES:

ABSTAIN:

ABSENT:

ATTEST:

Signed: _ David Cardenas, Chair

I hereby certify that the foregoing is a true copy of a resolution of the Fresno Council of Governments duly adopted at a regular meeting dated above.

Signed: _ Tony Boren, Executive Director

2223 G Street
Fresno, California 93706
(559) 621-RIDE
www.fresno.gov

January 5, 2021

Les Beshears, Finance Director
Fresno Council of Governments
2035 Tulare Street, Suite 201
Fresno, CA 93721

Re: Fiscal 2021 LTF and STA Claim

Dear Mr. Beshears:

Please accept Fresno's Fiscal 2021 LTF and STA Claim for the Transportation Technical Committee agenda for adoption by the COFCG during the next meeting.

If you have any questions regarding the enclosed claim documents, or need additional information, please contact me at (559) 621-1441 or by email at Belinda.McMillanHaener@fresno.gov at your convenience.

Thank You,



Belinda McMillan Haener
Administrative Manager
Department of Transportation

Enter Date: **1/5/2021**Claimant Name: **City of Fresno****TRANSPORTATION FUNDING CLAIM FOR FISCAL YEAR: 2020/21**

Instructions: Please note that each page of this claim is a separate worksheet, please click through all tabs and complete. Also note that light yellow fields require an entry if applicable, light grey fields contain formulas that will automatically calculate based on corresponding entries. A date and claimant name field is at the top of the first page, and automatically repeats on following pages, (date should be formatted 00/00/0000)

When completed, please print, sign and send signed original via mail to:
Les Beshears, Director of Finance, Fresno Council of Governments
2035 Tulare Street, Suite 201, Fresno, CA 93721

From: Applicant:	City of Fresno/Fresno Area Express
Address:	2223 G Street
City/State/Zip:	Fresno, CA 93704
Contact Phone/email:	Belinda McMillan Haener; 559-621-1441; Belinda.McMillanHaener@fresno.gov

This applicant is an eligible claimant pursuant to Section 99203 of the Public Utilities Code and certifies that the following transportation funds are available to be claimed:

Local Transportation Fund

Fresno County	\$2,618,110	Trust Fund Balance (Surplus Prior Years):	\$ 21,057,770.00
Clovis	\$284,920	Unexpended, Held by Claimant:	\$ 1,610,865.00
		Other Agency:	\$ 2,903,030.00

State Transit Assistance Fund

Estimate:	\$ 25,571,665.00
Trust Fund Balance (Surplus Prior Years):	\$ 5,534,093.00
Unexpended, Held by Claimant:	\$ 2,091,563.00
Other Agency:	

Other

	\$ 7,625,656.00
--	-----------------

Audit Exception/Impairment (required General Fund Payback):	
---	--

Other:	
--------	--

	TOTAL
	\$ 33,197,321.00

spell out total amount in above cell

for the purposes and respective amounts specified in the attached claim be drawn from the Local Transportation Fund and State Transit Assistance Fund.

Please print and sign after completing form

Authorized Signature:

Name/Title:

Date:


Belinda McMillan Haener/Administrative Manager**1/5/2021**

2035 Tulare St., Ste. 201 tel 559-233-4148
 Fresno, California 93721 fax 559-233-9645

www.fresnocog.org

1/5/2021

Claimant Name: City of Fresno

TRANSPORTATION FUNDING CLAIM DETAIL FOR FISCAL YEAR: 2020/21

PURPOSE	AMOUNT	SUBTOTAL
1. Bicycle & Pedestrian Facilities:		
Article 3:	\$ 421,398.00	
Article 8a:		
Audit Exceptions (General Fund Payback);		
Unexpended Funds, Held by Claimant:		
Other Agency:		
		\$ 421,398.00
2. Regional Transportation Planning:	\$ 588,481.00	\$ 588,481.00
3. Public Transportation		
Article 4:	\$ 21,826,513.00	
Article 8c:		
State Transit Assistance Funds (STA):	\$ 5,534,093.00	
Audit Exceptions (General Fund Payback):		
Unexpended Funds, Held by Claimant:		
Other (specify): LTF Surplus (FY2019)	\$ 1,610,865.00	
Other (specify): STA Surplus (FY2019)	\$ 2,091,563.00	\$ 31,063,034.00
4. To Be Claimed By:		
Fresno County Economic Opportunities Commission:	\$ 1,124,408.00	
Other Agency:		
Other Agency:		
Other Agency:		
		\$ 1,124,408.00
5. Reserve in Fund Pending Further Claiming		\$ -
GRAND TOTAL		\$ 33,197,321.00
Claim Total Must Agree With Total on First Page		\$ 33,197,321.00
Minus All Unexpended Funds Held By		\$ -
GRAND TOTAL PAYABLE TO CLAIMANT		\$ 33,197,321.00

Allocation instructions and payment by the Fresno County Auditor-Controller to the applicant is subject to such monies being available for distribution, and to the provisions that such monies will be used only in accordance with the rules and regulations of the Transportation Development Act.

1/5/2021

Claimant Name: City of Fresno

BICYCLE AND PEDESTRIAN FACILITIES FOR FISCAL YEAR: 2020/21

Two percent (2%) of the claimant's Local Transportation Fund apportionment must be spent on bicycle and pedestrian facilities (PUC 99233.3 and 99234); such claims are to be filed as Article 3. Claims for projects in excess of 2% may be filed as Article 8a (PUC 99400(a)). If other funding is to be used with Local Transportation Funds to implement projects, such funding should be shown on the claim form.

PROJECT TITLE & BRIEF DESCRIPTION	PROJECT COST
Various Bicycle & Pedestrian Facilities throughout the claimant's jurisdiction:	\$ 421,398.00
AND/OR:	
Other - describe briefly if applicable:	\$ -
Other - describe briefly if applicable:	\$ -
Other - describe briefly if applicable:	\$ -
TOTAL PROJECT COSTS	\$ 421,398.00

PUBLIC AND SPECIALIZED TRANSPORTATION SERVICE CLAIM FOR OPERATING AND CAPITAL EXPENSES FY: 2020/21

GENERAL TRANSPORTATION SERVICE PROPOSED 2017/2018	PROJECT COSTS	TOTALS
(Information needed per PUC 99266, which states no moneys may be allocated in excess of 15% above preceding year unless claim is accompanied by supporting documentation)		
TOTAL PROJECT COSTS	\$ 93,577,200.00	
Prior Year	\$ 97,682,300.00	
Percentage Change	-4%	
	less than prior year	
Revenue Source & Amount	Operating	Capital
LTF Article 4:	\$ 20,436,500.00	\$ 20,436,500.00
LTF Article 4.5 or 8c:		\$ -
STA:	\$ 4,672,500.00	\$ 4,672,500.00
Fares:	\$ 4,299,300.00	N/A
Local Support:	\$ 8,450,000.00	N/A
Fed/State Grants:	\$ 15,222,500.00	\$ 40,496,400.00
Other - describe briefly if applicable:		\$ -
Other - describe briefly if applicable:		\$ -
Unexpended Funds Held By Claimant:		\$ -
Audit Exception - General Payback Fund:		\$ -
SUB-TOTALS	\$ 53,080,800.00	\$ 40,496,400.00
		\$ 93,577,200.00

ELDERLY/HANDICAPPED SERVICE PROPOSED 2020/21	PROJECT COSTS	TOTALS
(Information needed per PUC 99266, which states no moneys may be allocated in excess of 15% above preceding year unless claim is accompanied by supporting documentation)		
TOTAL PROJECT COSTS	\$ -	
Prior Year		
Percentage Change	0%	
	more than prior year	
Revenue Source & Amount	Operating	Capital
LTF Article 4:		\$ 20,436,500.00
LTF Article 8c:		\$ -
STA:		\$ -
Fares:		N/A
Local Support:		N/A
Fed/State Grants:		\$ -
Other - describe briefly if applicable:		\$ -
Other - describe briefly if applicable:		\$ -
Unexpended Funds Held By Claimant:		\$ -
Audit Exception - General Payback Fund:		\$ -
SUB-TOTALS	\$ -	\$ -
		\$ -

CONSOLIDATED TRANSIT SERVICE AGENCY PROPOSED 2020/21	PROJECT COSTS	TOTALS
(Information needed per PUC 99266, which states no moneys may be allocated in excess of 15% above preceding year unless claim is accompanied by supporting documentation)		
TOTAL PROJECT COSTS	\$ -	
Prior Year		
Percentage Change	0%	
	more than prior year	
Revenue Source & Amount	Operating	Capital
LTF Article 4.5:		\$ 20,436,500.00
LTF Article 8c:		\$ -
STA:		\$ -
Fares:		N/A
Local Support:		N/A
Fed/State Grants:		\$ -
Other - describe briefly if applicable:		\$ -
Other - describe briefly if applicable:		\$ -
Unexpended Funds Held By Claimant:		\$ -
Audit Exception - General Payback Fund:		\$ -
SUB-TOTALS	\$ -	\$ -
		\$ -
GRAND TOTALS:	OPERATING	CAPITAL
	\$ 53,080,800.00	\$ 40,496,400.00
		\$ 93,577,200.00

Enter Date: 1/5/2021

Claimant Name: City of Fresno

PUBLIC AND SPECIALIZED TRANSPORTATION SERVICE FAREBOX CALCULATION FOR FISCAL YEAR: 2020/21

REQUIRED OPERATING/FAREBOX CALCULATIONS

General Transportation Service:

	Operating Expenses:	\$ 53,080,800.00
1. Total Operating Expenses Minus Exclusions	Amount Excluded	\$ 53,080,800.00
2. Farebox Revenues		\$ 4,299,300.00
3. Other Local Support		\$ 8,450,000.00
4. Total Local Support (Adds Lines 2 + 3)		\$ 12,749,300.00
5. Farebox Revenue/Operating Expense Ratio (Line 2 Divided By Line 1)		8%
6. Required Minimum Ratio Verification: Enter 1 for Urban, 2 for Rural		20%
7. Total Local Support/Operating Expense Ratio (Line 4 Divided By Line 1)	Meets Minimum Requirements	24%
8. Required Minimum Ratio Criteria:		20%
URBAN 20%		
RURAL 10%		

Elderly/Handicapped Service:

	Operating Expenses:	\$ -
1. Total Operating Expenses Minus Exclusions	Amount Excluded	\$ -
2. Farebox Revenues		\$ -
3. Other Local Support		\$ -
4. Total Local Support (Adds Lines 2 + 3)		\$ -
5. Farebox Revenue/Operating Expense Ratio (Line 2 Divided By Line 1)		0%
6. Required Minimum Ratio Verification:	Does Not Meet Minimum Requirements	0%
7. Total Local Support/Operating Expense Ratio (Line 4 Divided By Line 1)		0%
8. Required Minimum Ratio Criteria:		10%
10%		

Consolidated Transportation Service Agency:

	Operating Expenses:	\$ -
1. Total Operating Expenses Minus Exclusions	Amount Excluded	\$ -
2. Farebox Revenues		\$ -
3. Other Local Support		\$ -
4. Total Local Support (Adds Lines 2 + 3)		\$ -
5. Farebox Revenue/Operating Expense Ratio (Line 2 Divided By Line 1)		0%
6. Required Minimum Ratio Verification:		0%
7. Total Local Support/Operating Expense Ratio (Line 4 Divided By Line 1)	Does Not Meet Minimum Requirements	0%
8. Required Minimum Ratio Criteria:		55%
Fares 10%		
Other Local Support 45%		

SUMMARY TOTALS:

		\$ 53,080,800.00
	Total Operating Expenses:	\$ 53,080,800.00
1. Total OF ALL Operating Expenses PLUS Exclusions	Total Amount Excluded:	\$ -
		\$ 53,080,800.00
	Must Agree With TOTAL, Project Detail Operator Tab:	\$ 40,496,400.00
	2. Total of All Capital Projects:	\$ 40,496,400.00
	Must Agree With CAPITAL PROJECTS, Project Detail Operator Tab:	\$ 93,577,200.00
	3. GRAND TOTAL:	\$ 93,577,200.00

Enter Date: 1/5/2021

Claimant Name: City of Fresno

CONTINGENCY PROJECT LISTING FOR FISCAL YEAR: 2020/21

Should additional Local Transportation Fund or State Transit Assistance Fund monies be made available during the current fiscal year, they are hereby also claimed for the following purposes:

CHECK ALL THAT APPLY (Enter "X" in yellow box)

BICYCLE AND PEDESTRIAN FACILITIES☒ Article 3**PUBLIC TRANSPORTATION**☒ Article 4**STREETS & ROADS**☐ Article 8a**SUPPLEMENTAL INFORMATION REQUIRED OF TRANSIT CLAIMANTS (CCR 6632)**ATTACHED TO THIS CLAIM ARE SUBMITTED THE FOLLOWING DOCUMENTS:
(initial yellow box all that apply)☒ Budget or proposed budget for the 2015/16 fiscal year.☒ Statement for prior year revenues and expenditures (projections acceptable).☐ Transit Efficiency Calculation: Complete Transit Efficiency Page of this Claim.☒ California Highway Patrol Certification pursuant to PUC 99251 (no claim may be approved unless accompanied by this certification). Date on this certification must be within 13 months of the proposed claim approval date.**STANDARD ASSURANCES FOR TRANSIT CLAIMANTS**

CLAIMANT ASSURANCES: (initial yellow box all that apply)

☒ A. Claimant certifies that it has submitted a satisfactory, independent fiscal audit, with required certification statement, to the RTPA and to the State Controller, pursuant to PUC 99245 and 21 Cal. Code of Regulations Section 6664 for the prior fiscal year (project year minus two). Claimant assures that this audit requirement will be completed for the current fiscal year (project year minus one).☒ B. Claimant certifies that it has submitted a State Controller Report, in conformance with the uniform system of accounts and records, to the RTPA, and to the State Controller, pursuant to PUC 99243, for the prior year (project year minus two). Beginning with the 1979-80 fiscal year, claimant assures that this report will be completed for the current fiscal year (project year minus one).☒ C. Claimant certifies in accordance with PUC Section 99314.5(b) that it is not precluded by any contract entered into on or after June 28, 1979, from employing part-time drivers or contracting with common carriers of persons operating under a franchise or license. Claimant further certifies that no person who was a full-time employee on June 28, 1979, shall have his or her employment terminated or his or her regular hours of employment, excluding overtime, reduced by the operator as a result of it employing part-time drivers or contracting with such common carriers.D. Claimant filing claim pursuant to PUC Section 99260 certifies that:
(check one by entering "X" in yellow cell):☒ 1. the current cost of its retirement system is fully funded with respect to the officers and employees of its public transportation system (PUC Section 99271a); or☐ 2. the operator is implementing a plan approved by the transportation planning agency which will fully fund the retirement system for such officers and employees within 40 years (PUC Section 99271a); or☐ 3. the operator has a private pension plan which sets aside and invests on a current basis funds sufficient to provide for the payment of future pension benefits and which is fully compliant with the requirements stated in PUC Sections 99272 and 99273.☒ E. Claimant certifies that it is in compliance with PUC Section 99264 that it does not routinely staff, with two or more persons, a vehicle for public transportation purposes designed to be operated by one person.☒ F. Claimant certifies that it is making full use of federal funds available under the Urban Mass Transportation Act of 1964, as amended in accordance with Section 6754(a)(3).☒ G. Claimant certifies that this is in compliance with PUC Section 99155 that if it offers reduced fares to seniors, the same reduced rate is offered to disabled persons, handicapped persons, and disabled veterans and it honors the federal Medicare card for identification to receive reduced fares.☒ H. Claimant certifies that it is in compliance with PUC Section 99155.5 regarding dial-a-ride and paratransit services being accessible to handicapped persons and that the service is provided to persons without regard to vehicle ownership and place of residence.The undersigned hereby certifies that the above statements are true and correct.
Please print and sign after completing form

Authorized Signature:



Name/Title: Belinda McMillan Haener/Administrative Manager

Date: 1/5/2021



***Department of Transportation / FAX
Fresno City Council Authorizing Resolution***





RESOLUTION NO. 2013-2

A RESOLUTION OF THE COUNCIL OF THE CITY OF FRESNO, CALIFORNIA, AUTHORIZING THE ANNUAL FILING OF APPLICATIONS FOR STATE TRANSPORTATION DEVELOPMENT ACT (TDA) FUNDING, INCLUDING LOCAL TRANSPORTATION FUND (LTF) AND STATE TRANSIT ASSISTANCE (STA) FUNDS BY THE DIRECTOR OF TRANSPORTATION OR HIS DESIGNEE

WHEREAS, the State Transportation Development Act (TDA), as amended (Division 10, Part 11, Chapter 4 of the Public Utilities Code Sections 99200 et. Seq.) provides for the allocation of funds from the Local Transportation Fund (LTF) and State Transit Assistance (STA) for use by eligible claimants for the funding of transit, pedestrian and transportation activities; and

WHEREAS, Article 3 of the TDA authorizes the submission of claims to the regional transportation planning agency; and

WHEREAS funds for local and regional transit, pedestrian and transportation activities are allocated annually by the Fresno Council of Governments (Fresno COG); and

WHEREAS, the Fresno COG, as the regional transportation planning agency for Fresno County, requires annual submission of requests for the allocation of TDA funding; and

WHEREAS, the City of Fresno desires to apply for funds made available through the TDA to fund transit, pedestrian and public transportation activities.

NOW, THEREFORE, BE IT RESOLVED BY the Council of the City of Fresno as follows:

1. The City approves the annual application for TDA funding for projects, activities and participation therein, consistent with constitutional and local law requirements and this resolution.
2. The City certifies that the City has reviewed, understands and, to the extent consistent with all constitutional and local law requirements and this resolution, agrees to the provisions contained in the funding guidelines, and related documents.
3. The City of Fresno is a public entity established under the laws of the State of California, and is eligible to request an allocation of TDA funds pursuant to Chapter 4, Part 11, Division 10 of the Public Utilities Code.

Date Adopted: 01/17/2013
Date Approved: 01/17/2013
Effective Date: 01/17/2013

1 of 2

Resolution re Annual Authorization
and Execution of Documents to
Transit Development Act Funds
Resolution No. 2013-2



4. That the City Manager and/or the Director of Transportation, and each of them, is authorized to annually prepare and execute for and on behalf of the City of Fresno, all documents including but not limited to applications, agreements, amendments and assurances necessary for the purpose of obtaining TDA funds provided by the Fresno COG subject to prior approval as to form by the City Attorney's Office.

CLERK'S CERTIFICATION

STATE OF CALIFORNIA)
COUNTY OF FRESNO) ss.
CITY OF FRESNO)

I, YVONNE SPENCE, City Clerk of the City of Fresno, certify that the foregoing resolution was adopted by the Council of the City of Fresno, at a regular meeting held on the 17th day of January 2013.

AYES: Baines, Brand, Brandau, Caprioglio, Olivier, Quintero, Xiong

NOES: None

ABSTAIN: None

ABSENT: None

Mayor Approval: _____ N/A, 2013

Mayor Approval / No Return: _____ N/A, 2013

Mayor Veto: _____ N/A, 2013

Council Override Vote: _____ N/A, 2013

YVONNE SPENCE, CMC
City Clerk

By

Yvonne Spence
Deputy

APPROVED AS TO FORM:
Francine M. Kanne
Interim City Attorney

By

Robert C. Abrams

Robert C. Abrams
Deputy

Date

1/24/13



*Department of Transportation / FAX
California Highway Patrol Certification*



**SAFETY COMPLIANCE REPORT/
TERMINAL RECORD UPDATE**

CHP 343 (Rev 12-17) OPI 062

NEW TERMINAL INFORMATION		CA NUMBER	FILE CODE NUMBER	COUNTY CODE	REF
<input checked="" type="checkbox"/> Yes <input type="checkbox"/> No		39817	24898	10	
TERMINAL TYPE		CODE	OTHER PROGRAM(S)	LOCATION CODE	SUBAREA
<input type="checkbox"/> Truck <input checked="" type="checkbox"/> Bus <input type="checkbox"/> Mod Limo		B		435	08

CARRIER LEGAL NAME	TERMINAL NAME (IF DIFFERENT)	TELEPHONE NUMBER (W/AREA CODE)
Fresno Area Express		559-621-1477

TERMINAL STREET ADDRESS (NUMBER, STREET, CITY, ZIP CODE)

2223 G Street Fresno, CA. 93706

MAILING ADDRESS (NUMBER, STREET, CITY, STATE, ZIP CODE) (IF DIFFERENT FROM ABOVE)

Same

INSPECTION LOCATION (NUMBER, STREET, CITY OR COUNTY)

2223 G Street Fresno, CA. 93706

LICENSE, FLEET AND TERMINAL INFORMATION

HM LIC NO	HWT REG NO	IMS LIC NO	TRUCKS AND TYPES	TRAILERS AND TYPES	PASS VEH BY TYPE	Mod Limo	DRIVERS	BIT FLEET SIZE
					I 112 II		300	Powered
EXP DATE	EXP DATE	EXP DATE	REG CT	HW VEH	HW CONT	PPB / CSAT		Towed
						<input type="checkbox"/> Yes <input checked="" type="checkbox"/> No <input type="checkbox"/> N/A		
TERMINALS IDENTIFIED IN SECTION 34515(b) CVC			FILE CODE NUMBERS OF TERMINALS INCLUDED IN INSPECTION AS A RESULT OF SECTION 34515(b) CVC					
<input type="checkbox"/> Yes <input checked="" type="checkbox"/> No								

EMERGENCY CONTACTS (In Calling Order of Preference)

EMERGENCY CONTACT (NAME)	DAY TELEPHONE NO. (W/AREA CODE)	NIGHT TELEPHONE NO. (W/AREA CODE)
Frank Peter	559-621-1477	559-621-1477
EMERGENCY CONTACT (NAME)	DAY TELEPHONE NO. (W/AREA CODE)	NIGHT TELEPHONE NO. (W/AREA CODE)
Elizabeth Watlington	559-978-0596	559-905-6679

ESTIMATED CALIFORNIA MILEAGE FOR THIS TERMINAL LAST YEAR [2019]

A	B	C	D	E	F	G	H	I
<input type="checkbox"/> UNDER 15,000	<input type="checkbox"/> 15,001 - 50,000	<input type="checkbox"/> 50,001 - 100,000	<input type="checkbox"/> 100,001 - 500,000	<input type="checkbox"/> 500,001 - 1,000,000	<input type="checkbox"/> 1,000,001 - 2,000,000	<input checked="" type="checkbox"/> 2,000,001 - 5,000,000	<input type="checkbox"/> 5,000,001 - 10,000,000	<input type="checkbox"/> MORE THAN 10,000,000

OPERATING AUTHORITIES OR PERMITS

PUC	<input type="checkbox"/> T	<input type="checkbox"/> TCP	MOTOR CARRIER OF PROPERTY PERMIT ACTIVE	IMS FITNESS EVALUATION
		<input type="checkbox"/> PSC	<input type="checkbox"/> Yes <input type="checkbox"/> No <input checked="" type="checkbox"/> N/A	<input type="checkbox"/> Yes <input checked="" type="checkbox"/> No
USDOT	USDOT NUMBER	<input type="checkbox"/> MC	REASON FOR INSPECTION	
	2807637	<input type="checkbox"/> MX	Annual Bus Terminal Inspection	

INSPECTION FINDINGS		INSPECTION RATINGS: S = Satisfactory U = Unsatisfactory C = Conditional UR = Unrated N/A = Not Applicable																															
REQUIREMENTS	VIOL	MAINTENANCE PROGRAM				DRIVER RECORDS				REG EQUIPMENT				HAZARDOUS MATERIALS				TERMINAL															
MAINTENANCE PROGRAM	1	1	S	2	S	3	S	4	S	1	S	2	S	3	S	4	S	1	N/A	2	N/A	3	S	4	N/A	1	S	2	S	3	S	4	S
DRIVER RECORDS	1	No 20 Time				No 45 Time				No 20 Time				TIME				TOTAL TIME															
DRIVER HOURS		HAZARDOUS MATERIALS				CONTAINERS/TANKS				VEHICLES PLACED OUT-OF-SERVICE																							
		<input checked="" type="checkbox"/> No H/M Transported <input type="checkbox"/> No H/M violations noted				No Time				Vehicles 1				Units																			
BRAKES	7	REMARKS																															
LAMPS & SIGNALS		See attached Capri and Inspection reports for additional information.																															
CONNECTING DEVICES																																	
STEERING & SUSPENSION	5																																
TIRES & WHEELS																																	
EQUIPMENT REQUIREMENTS	16																																
CONTAINERS & TANKS																																	
HAZARDOUS MATERIALS																																	

INSPECTION TYPE	NON-BIT	CPSS	CHP 345	CHP 100D CCL	INSPECTION DATE(S)	TIME IN	TIME OUT
<input type="checkbox"/> I <input type="checkbox"/> R <input type="checkbox"/>		<input type="checkbox"/> Yes <input type="checkbox"/> No <input checked="" type="checkbox"/>			4/29,30 5/4,5,7,20,21,22,29 6/1,2,3 4/20		
INSPECTED BY (NAME(S))					ID NUMBER(S)	SUSPENSE DATE	
C Jones/R Baker					A13502/ A17928	<input checked="" type="checkbox"/> Auto <input type="checkbox"/> None	


MOTOR CARRIER CERTIFICATION

I hereby certify that all violations described hereon and recorded on the attached pages (2 through 27), will be corrected in accordance with applicable provisions of the California Vehicle Code and the California Code of Regulations. I understand that I may request a review of an unsatisfactory rating by contacting the Motor Carrier Safety Unit Supervisor at (559)453-3130 within 5 business days of the rating.

CURRENT TERMINAL RATING	CARRIER REPRESENTATIVE'S SIGNATURE	DATE
SATISFACTORY		
CARRIER REPRESENTATIVE'S PRINTED NAME	TITLE	DRIVER LICENSE NUMBER STATE
Frank Peter	Equipment Supervisor	

Destroy Previous Editions

California Highway Patrol

	US DOT # 2807637	Legal: FRESNO AREA EXPRESS		
	Operating (DBA): FAX			
MC/MX #:		State #: 39817	Federal Tax ID: 94-6000338 (EIN)	
Review Type: Non-ratable Review - Special Study				
Scope: Terminal		Location of Review/Audit: Company facility in the U. S		Territory:
Operation Types				
Interstate		Intrastate		
Carrier:	N/A	Non-HM		
Shipper:	N/A	N/A		
Cargo Tank:	N/A			
		Business: Corporation		
		Gross Revenue: for year ending:		
Company Physical Address:				
2223 G ST FRESNO, CA 93706-1631				
Contact Name: Frank Peter				
Phone numbers: (1) 559- 488-1393 (2) 559-621-1477 Fax				
E-Mail Address: frank.peter@fresno.gov				
Company Mailing Address:				
2223 G ST FRESNO, CA 93706-1631				
Carrier Classification				
Local Government				
Cargo Classification				
Passengers				
Equipment				
	Owned	Term Leased	Trip Leased	
Motor Coach	112	0	0	
Power units used in the U.S.: 112				
Percentage of time used in the U.S.: 100				
Does carrier transport placardable quantities of HM? No				
Is an HM Permit required? N/A				
Driver Information				
	Inter	Intra		
< 100 Miles:		300	Average trip leased drivers/month: 0	
>= 100 Miles:			Total Drivers: 300	
			CDL Drivers: 300	





FAX (FRESNO AREA EXPRESS dba) - Terminal

U.S. DOT #: 2807637

State #: 39817

Review Date:

06/02/2020

Part A

QUESTIONS regarding this report may be directed to the Central Division
Motor Carrier Safety Unit at:

5435 East Olive Ave
Fresno, CA 93727
559-453-3130

This TERMINAL REVIEW deals only with safety compliance at this terminal.

Person(s) Interviewed

Name: Frank Peter

Name:

Title: Equipment Supervisor

Title:





FAX (FRESNO AREA EXPRESS dba) - Terminal

U.S. DOT #: 2807637

State #: 39817

Review Date:

06/02/2020

Part B Violations

1 STATE	Primary: 13CCR1213(a)(1) CFR Equivalent: 395.8(a)	Discovered 1	Checked 45	Drivers/Vehicles In Violation 1	Checked 45
Description Carrier failed to require drivers to maintain a record of duty status (log). Driver did not meet the exemption requirements of 1212(e)(2). Driver was not released from work within 12 consecutive hours.					
Example Natasha Huff failed to maintain a record of duty status for 4/10/2020. Natasha Huff was not released from work within 12 consecutive hours from beginning of shift.					
2 STATE	Primary: 13CCR 1232(a) CFR Equivalent: 396.3(b)(2)	Discovered 1	Checked 20	Drivers/Vehicles In Violation 3	Checked 20
Description The motor carrier is exceeding its established systematic inspection and maintenance intervals.					
Example Carrier exceeded its established systematic inspection and maintenance interval of 7,000 miles for unit# 1606 on 10/17/2019 by 157 miles.					
See Part C for additional violations.					
Safety Fitness Rating Information:					
Total Miles Operated	2,000,001	OOS Vehicle (CR): 1			
Recordable Accidents	0	Number of Vehicle Inspected (CR): 20			
		OOS Vehicle (MCMIS): 0			
		Number of Vehicles Inspected (MCMIS): 0			

Your proposed safety rating is :

This Review is not Rated.





FAX (FRESNO AREA EXPRESS dba) - Terminal

U.S. DOT #: 2807637

State #: 39817

Review Date:

06/02/2020

Part B Requirements and/or Recommendations

1. Require drivers to complete a record of duty status when all the provisions of the 100 air-mile radius driver exemption, contained in 13 CCR 1212(e) are not met.
2. Ensure all systematic inspections and maintenance are performed within the date or mileage specified by the carrier.
3. In accordance with 13 CCR 1233, this terminal has been rated SATISFACTORY at this time.
4. Violations and required corrective actions have been reviewed with Frank Peter of Fresno Area Express. The motor carrier certifies that violations noted will be corrected in accordance with applicable provisions of the California Vehicle Code or California Code of Regulations.



**FAX (FRESNO AREA EXPRESS dba) - Terminal**

U.S. DOT #: 2807637

State #: 39817

Review Date:

06/02/2020

Part C**Reason for Review:** Other

Annual Inspection

Planned Action: Compliance Monitoring**Parts Reviewed Certification:**

325 382 383 387 390 391 392 393 395 396 397 398 399 171 172 173 177 178 180

Prior Reviews

4/9/2019

5/17/2018

5/10/2018

Prior Prosecutions**Reason not Rated:** Special Study**Study Code:** CA**Unsat/Unfit Information****Is the motor carrier of passengers subject to the safety fitness procedures contained in 49 CFR part 385 subpart A, AND does it transport passengers in a commercial motor vehicle?**

Yes - Intrastate

Does carrier transport placardable quantities of hazardous materials?**Unsat/Unfit rule:**

Not Applicable

Corporate Contact: Frank Peter**Special Study Information:****Corporate Contact Title:** Equipment Supervisor**Remarks:**

TERMINAL NAME: Fresno Area Express

CA # - 39817

Terminal Address: 2223 G Street Fresno, CA. 93706

FCN - 24898

RATING INFORMATION:

In accordance with 13 CCR 1233, this terminal has been rated Satisfactory at this time.

OUT OF SERVICE VEHICLES:

13 CCR 1230(a) - The following vehicles were placed out of service during this terminal inspection. The below listed vehicles shall not be operated on the highway until all Out of Service defects are corrected.

2012 Gillig Unit# 1202 15GGE2716C1092295 License 1317172

MAINTENANCE PROGRAM VIOLATIONS:

13 CCR 1232(a), 49 CFR 396.3(b)(2):

Carrier exceeded its established inspection and maintenance interval of 7,000 miles for unit# 1105 on 9/9/2019 by 141 miles and 4/23/2020 by 13,995 miles.

Carrier exceeded its established inspection and maintenance interval of 7,000 miles for unit# 1710 on 2/6/2020 by 85 miles.

ADDITIONAL INFORMATION:

Report exceeded 30 days due to corrections.





FAX (FRESNO AREA EXPRESS dba) - Terminal

U.S. DOT #: 2807637

State #: 39817

Review Date:

06/02/2020

Part C

Upload Authorized:	Yes	No
Authorized by:		Date:
Uploaded:	Yes	No
Verified by:		Failure Code:
		Date:





California Highway Patrol
5179 North Gates Avenue
Fresno, CA 93722
Phone: (559) 453-3100
Internationally Accredited Agency CHP407F/343A

Report Number: CANDU0000047
Inspection Date: 05/05/2020
Start: 1:30 PM PT End: 2:20 PM PT
Inspection Level: V - Terminal
HM Inspection Type: None

FRESNO AREA EXPRESS

2223 G ST

FRESNO, CA, 93706-1631

USDOT: 2807637

Phone#: (559)488-1393

MC/MX#:

Fax#: (559)488-1065

State#: 39817

Location: FRESNO

Highway: 2223 G STREET

County: FRESNO

Driver:

License#:

State:

Date of Birth:

CoDriver:

License#:

State:

Date of Birth:

Milepost:

Shipper: N/A

Origin:

Bill of Lading: N/A

Destination:

Cargo:

VEHICLE IDENTIFICATION

Unit	Type	Make	Year	State	Plate	Equipment ID	VIN	GVWR	CVSA Existing	CVSA #
1	BU	GILG	2017	CA	1317299	1714	15GGD3116H1188517	41600		

BRAKE ADJUSTMENTS

Axle #	1	2
Right	N/A	N/A
Left	N/A	N/A
Chamber	DISC	DISC

VIOLATIONS: No violations were discovered**HazMat:** No HM transported**Placard:****Cargo Tank:****Special Checks:** No data for special checks**State Information:**

Odometer: 113759; File Code Number: 24898; Fuel Type: CNG; Passenger Capacity: 29; WC Passenger Capacity: 2; Bus Type: I; Beat/Sub Area: 08; Regulated Vehicle: Y; Pre-Cleared Vehicle: N; Veh #1 Type: 20

Co-Inspector(s):

JONES (A13502)

Report Prepared By: Badge #:

R. Baker

A17928

Copy Received By:

X

X





California Highway Patrol
5179 North Gates Avenue
Fresno, CA 93722
Phone: (559) 453-3100
Internationally Accredited Agency CHP407F/343A

Report Number: CANDU0000050
Inspection Date: 05/07/2020
Start: 10:15 AM PT End: 11:00 AM PT
Inspection Level: V - Terminal
HM Inspection Type: None

FRESNO AREA EXPRESS

2223 G ST

FRESNO, CA, 93706-1631

USDOT: 2807637

Phone#: (559)488-1393

MC/MX#:

Fax#: (559)488-1065

State#: 39817

Location: FRESNO

Highway: 2223 G STREET

County: FRESNO

Driver:

License#:

State:

Date of Birth:

CoDriver:

License#:

State:

Date of Birth:

Milepost:

Shipper: N/A

Origin: N/A

Bill of Lading: N/A

Destination: N/A

Cargo: N/A

VEHICLE IDENTIFICATION

Unit	Type	Make	Year	State	Plate	Equipment ID	VIN	GVWR	CVSA Existing	CVSA #
1	BU	GILG	2019	CA	1287355	1906	15GGD3114K3191797	41600		28407004

BRAKE ADJUSTMENTS

Axle #	1	2
Right	N/A	N/A
Left	N/A	N/A
Chamber	DISC	DISC

VIOLATIONS: No violations were discovered**HazMat:** No HM transported**Placard:****Cargo Tank:****Special Checks:** No data for special checks**State Information:**

Odometer: 34157; File Code Number: 24898; Fuel Type: CNG; Passenger Capacity: 29; WC Passenger Capacity: 2; Bus Type: I; Beat/Sub Area: 08; Regulated Vehicle: Y; Pre-Cleared Vehicle: N; Veh #1 Type: 20

Co-Inspector(s):

JONES (A13502)

Report Prepared By: Badge #
R. Baker A17928

Copy Received By:

X

X





California Highway Patrol
5179 North Gates Avenue
Fresno, CA 93722
Phone: (559) 453-3100
Internationally Accredited Agency CHP407F/343A

Report Number: CANDU0000048
Inspection Date: 05/07/2020
Start: 8:40 AM PT End: 9:25 AM PT
Inspection Level: V - Terminal
HM Inspection Type: None

FRESNO AREA EXPRESS

2223 G ST

FRESNO, CA, 93706-1631

USDOT: 2807637

Phone#: (559)488-1393

MC/MX#:

Fax#: (559)488-1065

State#: 39817

Location: FRESNO

Highway: 2223 G STREET

County: FRESNO

Driver:

License#:

State:

Date of Birth:

CoDriver:

License#:

State:

Date of Birth:

Milepost:

Shipper: N/A

Origin:

Bill of Lading: N/A

Destination:

Cargo:

VEHICLE IDENTIFICATION

Unit	Type	Make	Year	State	Plate	Equipment ID	VIN	GVWR	CVSA Existing	CVSA #
1	BU	GILG	2016	CA	1287317	1606	15GGD2713G1188541	41600		28407002

BRAKE ADJUSTMENTS

Axle #	1	2
Right	N/A	N/A
Left	N/A	N/A
Chamber	DISC	DISC

VIOLATIONS: No violations were discovered**HazMat:** No HM transported**Placard:****Cargo Tank:****Special Checks:** No data for special checks**State Information:**

Odometer: 151677; File Code Number: 24898; Fuel Type: CNG; Passenger Capacity: 31; WC Passenger Capacity: 2; Bus Type: I; Beat/Sub Area: 08; Regulated Vehicle: Y; Pre-Cleared Vehicle: N; Veh #1 Type: 20

Co-Inspector(s):

JONES (A13502)

Report Prepared By:

R. Baker

Badge #:

A17928

Copy Received By:

X

X





California Highway Patrol
5179 North Gates Avenue
Fresno, CA 93722
Phone: (559) 453-3100
Internationally Accredited Agency CHP407F/343A

Report Number: CANDU0000049
Inspection Date: 05/07/2020
Start: 9:30 AM PT **End:** 10:10 AM PT
Inspection Level: V - Terminal
HM Inspection Type: None

FRESNO AREA EXPRESS

2223 G ST
 FRESNO, CA, 93706-1631
USDOT: 2807637
MC/MX#:
State#: 39817
Location: FRESNO
Highway: 2223 G STREET
County: FRESNO

Phone#: (559)488-1393
Fax#: (559)488-1065

Driver:
License#:
Date of Birth:
CoDriver:
License#:
Date of Birth:
State:

Milepost:
Origin: N/A
Destination: N/A
Shipper: N/A

Bill of Lading: N/A
Cargo: N/A

VEHICLE IDENTIFICATION

Unit	Type	Make	Year	State	Plate	Equipment ID	VIN	GVWR	CVSA Existing	CVSA #
1	BU	GILG	2017	CA	1287329	1713	15GGD3114H1188516	41600		28407003

BRAKE ADJUSTMENTS

Axle #	1	2
Right	N/A	N/A
Left	N/A	N/A
Chamber	DISC	DISC

VIOLATIONS: No violations were discovered

HazMat: No HM transported

Placard:

Cargo Tank:

Special Checks: No data for special checks

State Information:

Odometer: 107555; File Code Number: 24898; Fuel Type: CNG; Passenger Capacity: 29; WC Passenger Capacity: 2; Bus Type: I; Beat/Sub Area: 08; Regulated Vehicle: Y; Pre-Cleared Vehicle: N; Veh #1 Type: 20

Co-Inspector(s):

JONES (A13502)

Report Prepared By: R. Baker
Badge #: A17928

Copy Received By:

X

X



02807637 CA CANDU0000049



California Highway Patrol
5179 North Gates Avenue
Fresno, CA 93722
Phone: (559) 453-3100
Internationally Accredited Agency CHP407F/343A

Report Number: CANAF2000109
Inspection Date: 05/05/2020
Start: 9:00 AM PT **End:** 10:00 AM PT
Inspection Level: V - Terminal
HM Inspection Type: None

FRESNO AREA EXPRESS

2223 G ST

FRESNO, CA, 93706-1631

USDOT: 2807637**Phone#:** (559)488-1393**MC/MX#:****Fax#:** (559)488-1065**State#:** 39817**Location:** FRESNO**Highway:** 2223 G STREET**County:** FRESNO**Driver:****License#:****State:****Date of Birth:****CoDriver:****License#:****State:****Date of Birth:****Milepost:****Shipper:** N/A**Origin:****Bill of Lading:** N/A**Destination:****Cargo:****VEHICLE IDENTIFICATION**

Unit	Type	Make	Year	State	Plate	Equipment	ID	VIN	GVWR	CVSA Existing	CVSA #
1	BU	NWFL	2009	CA	1224282	0904		5FYC5FB029C036086	42540		

BRAKE ADJUSTMENTS

Axle #	1	2
Right	1 1/4	2 1/4
Left	1 1/4	2 1/4
Chamber	R-20	R-30

VIOLATIONS

Section	Type	Unit	OOS	Citation #	Verify	Crash	Violations Discovered
1232(A) CCR /001	S	1	N		N	N	General maintenance--396.3 (a)(1): Coolant leak from left side of engine above exhaust manifold
1287 CCR	S	1	N		N	N	Glazing material defective--392.2: AS Marking on front entrance/exit door, rear upper glass, not legible.

HazMat: No HM transported**Placard:****Cargo Tank:****Special Checks:** No data for special checks**State Information:**

Odometer: 486616; File Code Number: 24898; Fuel Type: CNG; Passenger Capacity: 35; WC Passenger Capacity: 2; Bus Type: I; Beat/Sub Area: 08; Regulated Vehicle: Y; Pre-Cleared Vehicle: N; Veh #1 Type: 20

Co-Inspector(s):

Baker (A17928)

Pursuant to Section 24004 CVC, violations recorded on this SafetyNet Inspection Report must be corrected prior to redispach. Violations marked out of service must be corrected before the vehicle is operated on the highway. For your convenience, KEEP THIS REPORT OR A COPY IN THE VEHICLE UNTIL ALL VIOLATIONS ARE CLEARED. This document should NOT be forwarded to the court for clearance procedures. DO NOT RETURN THIS FORM TO THE CALIFORNIA HIGHWAY PATROL.

Report Prepared By: **Badge #**
 C. JONES A13502

Copy Received By:

X

X





California Highway Patrol
5179 North Gates Avenue
Fresno, CA 93722
Phone: (559) 453-3100
Internationally Accredited Agency CHP407F/343A

Report Number: CANAF2000110
Inspection Date: 05/05/2020
Start: 10:30 AM PT **End:** 11:42 AM PT
Inspection Level: V - Terminal
HM Inspection Type: None

FRESNO AREA EXPRESS
2223 G ST
FRESNO, CA, 93706-1631
USDOT: 2807637
MC/MX#:
State#: 39817
Location: FRESNO
Highway: 2223 G STREET
County: FRESNO

Phone#: (559)488-1393
Fax#: (559)488-1065

Driver:
License#:
Date of Birth:
CoDriver:
License#:
Date of Birth:
Milepost:
Origin: N/A
Destination: N/A
Shipper: N/A
Bill of Lading: N/A
Cargo: N/A

VEHICLE IDENTIFICATION

Unit	Type	Make	Year	State	Plate	Equipment ID	VIN	GVWR	CVSA Existing	CVSA #
1	BU	NWFL	2005	CA	1090236	0504	5FYC4FP025C028852	42450		

BRAKE ADJUSTMENTS

Axle #	1	2
Right	1	1 1/2
Left	1	1 1/2
Chamber	C-20	R-30

VIOLATIONS

Section	Type	Unit	QOS	Citation #	Verify	Crash	Violations Discovered
1232(A) CCR /001	S	1	N		N	N	General maintenance--396.3 (a)(1): Windshield washer inoperative.
1287 CCR	S	1	N		N	N	Glazing material defective--392.2: AS marking missing on third lower window back from front. AS marking missing on right side second upper window back from front. AS marking missing on left side.
1232(C) CCR	S	1	N		N	N	Oil and/or grease leak --396.5(b): Transmission leaking from bottom of unit.
1232(A) CCR /016	S	1	N		N	N	Steering system violation--393.209(d): Drag link joint at pitman arm is worn.
1245(K)(2) CCR	S	1	N		N	N	Applied air loss--396.3A1B1: Applied air loss in steering box area and an Applied air loss at axle two. Compressor was able to maintain pressure.

HazMat: No HM transported

Placard:

Cargo Tank:

Special Checks: No data for special checks

State Information:

Odometer: 19784; File Code Number: 24898; Fuel Type: CNG; Passenger Capacity: 33; WC Passenger Capacity: 2; Bus Type: I; Beat/Sub Area: 08; Regulated Vehicle: Y; Pre-Cleared Vehicle: N; Veh #1 Type: 20

Co-Inspector(s):

Baker (A17928)

Pursuant to Section 24004 CVC, violations recorded on this SafetyNet Inspection Report must be corrected prior to redispach. Violations marked out of service must be corrected before the vehicle is operated on the highway. For your convenience, KEEP THIS REPORT OR A COPY IN THE VEHICLE UNTIL ALL VIOLATIONS ARE CLEARED. This document should NOT be forwarded to the court for clearance procedures. DO NOT RETURN THIS FORM TO THE CALIFORNIA HIGHWAY PATROL.

Report Prepared By: Badge #:
 C. JONES A13502

Copy Received By:

X

X





California Highway Patrol
5179 North Gates Avenue
Fresno, CA 93722
Phone: (559) 453-3100
Internationally Accredited Agency CHP407F/343A

Report Number: CANAF2000111
Inspection Date: 05/05/2020
Start: 12:30 PM PT End: 1:30 PM PT
Inspection Level: V - Terminal
HM Inspection Type: None

FRESNO AREA EXPRESS

2223 G ST

FRESNO, CA, 93706-1631

USDOT: 2807637

Phone#: (559)488-1393

MC/MX#:

Fax#: (559)488-1065

State#: 39817

Location: FRESNO

Highway: 2223 G STREET

County: FRESNO

Driver:

License#:

State:

Date of Birth:

CoDriver:

License#:

State:

Date of Birth:

Milepost:

Shipper: N/A

Origin: N/A

Bill of Lading: N/A

Destination: N/A

Cargo: N/A

VEHICLE IDENTIFICATION

Unit	Type	Make	Year	State	Plate	Equipment ID	VIN	GVWR	CVSA Existing	CVSA #
1	BU	NWFL	2005	CA	1090237	0507	5FYC4FP085C028855	42540		

BRAKE ADJUSTMENTS

Axle #	1	2
Right	1 3/4	1 3/4
Left	1 3/4	1 3/4
Chamber	C-20	R-30

VIOLATIONS

Section	Type	Unit	OOS	Citation #	Verify	Crash	Violations Discovered
1245(K)(1) CCR	S	1	N		N	N	Unapplied air loss--396.3A1: Unapplied air loss at proper fitting in top of steering box compartment. Compressor was able to maintain pressure.
1232(A) CCR	S	1	N		N	N	Steering system violation--393.209(d): Left side outer tie rod joint is worn. Less than 1/8" movement with hand pressure.
1245(F)(3) CCR	S	1	N		N	N	Brake hose /tubing chafing and/or kinking--393.45(b)(2): Emergency and service hoses at axle two right side chafing on each other.
1232(C) CCR	S	1	N		N	N	Oil and/or grease leak --396.5(b): Oil leak at rear of engine.

HazMat: No HM transported

Placard:

Cargo Tank:

Special Checks: No data for special checks

State Information:

Odometer: 205445; File Code Number: 24898; Fuel Type: CNG; Passenger Capacity: 35; WC Passenger Capacity: 2; Bus Type: I; Beat/Sub Area: 08; Regulated Vehicle: Y; Pre-Cleared Vehicle: N; Veh #1 Type: 20

Co-Inspector(s):

Baker (A17928)

Pursuant to Section 24004 CVC, violations recorded on this SafetyNet Inspection Report must be corrected prior to redispach. Violations marked out of service must be corrected before the vehicle is operated on the highway. For your convenience, KEEP THIS REPORT OR A COPY IN THE VEHICLE UNTIL ALL VIOLATIONS ARE CLEARED. This document should NOT be forwarded to the court for clearance procedures. DO NOT RETURN THIS FORM TO THE CALIFORNIA HIGHWAY PATROL.

Report Prepared By: Badge #
C. JONES A13502

Copy Received By:

X

X





California Highway Patrol
5179 North Gates Avenue
Fresno, CA 93722
Phone: (559) 453-3100
Internationally Accredited Agency CHP407F/343A

Report Number: CANAF2000107
Inspection Date: 05/04/2020
Start: 9:00 AM PT End: 10:00 AM PT
Inspection Level: V - Terminal
HM Inspection Type: None

FRESNO AREA EXPRESS
2223 G ST
FRESNO, CA, 93706-1631
USDOT: 2807637
MC/MX#: 39817
Location: FRESNO
Highway: 2223 G STREET
County: FRESNO

Phone#: (559)488-1393
Fax#: (559)488-1065

Driver: _____ State: _____
License#: _____
Date of Birth: _____
CoDriver: _____ State: _____
License#: _____
Date of Birth: _____

Milepost: _____ Shipper: N/A
Origin: N/A
Destination: N/A

Bill of Lading: N/A
Cargo: N/A

VEHICLE IDENTIFICATION

Unit	Type	Make	Year	State	Plate	Equipment ID	VIN	GVWR	CVSA Existing	CVSA #
1	BU	GILG	2019	CA	1287354	1905	15GGD3112K3191796	41600		

BRAKE ADJUSTMENTS

Axle #	1	2
Right	N/A	N/A
Left	N/A	N/A
Chamber	DISC	DISC

VIOLATIONS

Section	Type	Unit	QOS	Citation #	Verify	Crash	Violations Discovered
34507.5(B) VC /001	S	1	N		N	N	No carrier ID number displayed--390.21(a): Carrier Identification Number is not displayed on either side of vehicle.

HazMat: No HM transported

Placard:

Cargo Tank:

Special Checks: No data for special checks

State Information:

Odometer: 28386; File Code Number: 24898; Fuel Type: CNG; Passenger Capacity: 31; WC Passenger Capacity: 2; Bus Type: I; Beat/Sub Area: 08; Regulated Vehicle: Y; Pre-Cleared Vehicle: N; Veh #1 Type: 20

Co-Inspector(s):

Baker (A17928)

Pursuant to Section 24004 CVC, violations recorded on this SafetyNet Inspection Report must be corrected prior to redispach. Violations marked out of service must be corrected before the vehicle is operated on the highway. For your convenience, KEEP THIS REPORT OR A COPY IN THE VEHICLE UNTIL ALL VIOLATIONS ARE CLEARED. This document should NOT be forwarded to the court for clearance procedures. DO NOT RETURN THIS FORM TO THE CALIFORNIA HIGHWAY PATROL.

Report Prepared By: C. JONES
Badge #: A13502

Copy Received By:

X

X



02807637 CA CANAF2000107



California Highway Patrol
5179 North Gates Avenue
Fresno, CA 93722
Phone: (559) 453-3100
Internationally Accredited Agency CHP407F/343A

Report Number: CANAF2000106
Inspection Date: 05/04/2020
Start: 8:15 AM PT End: 9:00 AM PT
Inspection Level: V - Terminal
HM Inspection Type: None

FRESNO AREA EXPRESS

2223 G ST

FRESNO, CA, 93706-1631

USDOT: 2807637

Phone#: (559)488-1393

MC/MX#:

Fax#: (559)488-1065

State#: 39817

Location: FRESNO

Highway: 2223 G STREET

County: FRESNO

Driver:

License#:

State:

Date of Birth:

CoDriver:

License#:

State:

Date of Birth:

Milepost:

Shipper: N/A

Origin:

Bill of Lading: N/A

Destination:

Cargo:

VEHICLE IDENTIFICATION

Unit	Type	Make	Year	State	Plate	Equipment ID	VIN	GVWR	CVSA Existing	CVSA #
1	BU	GILG	2018	CA	1317319	1801	15GGD3115J3189328	41600		

BRAKE ADJUSTMENTS

Axle #	1	2
Right	N/A	N/A
Left	N/A	N/A
Chamber	DISC	DISC

VIOLATIONS: No violations were discovered**HazMat:** No HM transported**Placard:****Cargo Tank:****Special Checks:** No data for special checks**State Information:**

Odometer: 66113; File Code Number: 24898; Fuel Type: CNG; Passenger Capacity: 27; WC Passenger Capacity: 2; Bus Type: I; Beat/Sub Area: 08; Regulated Vehicle: Y; Pre-Cleared Vehicle: N; Veh #1 Type: 20

Co-Inspector(s):

Baker (A17928)

Report Prepared By: Badge #
C. JONES A13502

Copy Received By:

X

X





California Highway Patrol
5179 North Gates Avenue
Fresno, CA 93722
Phone: (559) 453-3100
Internationally Accredited Agency CHP407F/343A

Report Number: CANAF2000108
Inspection Date: 05/04/2020
Start: 10:15 AM PT End: 11:00 AM PT
Inspection Level: V - Terminal
HM Inspection Type: None

FRESNO AREA EXPRESS
2223 G ST
FRESNO, CA, 93706-1631
USDOT: 2807637
MC/MX#:
State#: 39817
Location: FRESNO
Highway: 2223 G STREET
County: FRESNO

Phone#: (559)488-1393
Fax#: (559)488-1065

Driver:
License#:
Date of Birth:
CoDriver:
License#:
Date of Birth:
State:
State:

Milepost:
Origin: N/A
Destination: N/A
Shipper: N/A

Bill of Lading: N/A
Cargo: N/A

VEHICLE IDENTIFICATION

Unit	Type	Make	Year	State	Plate	Equipment ID	VIN	GVWR	CVSA Existing	CVSA #
1	BU	GILG	2012	CA	1317172	1202	15GGE2716C1092295	34500		

BRAKE ADJUSTMENTS

Axle #	1	2
Right	1 3/4	2 1/4
Left	1 3/4	1 3/4
Chamber	L-24*	C-30

VIOLATIONS

Section	Type	Unit	QOS	Citation #	Verify	Crash	Violations Discovered
1232(C) CCR	S	1	N		N	N	Oil and/or grease leak --396 5(b): Oil leak from right side and rear of engine.
1232(C) CCR	S	1	N		N	N	Oil and/or grease leak --396 5(b): Oil leak from left side of transmission.
1232(C) CCR	S	1	N		N	N	Oil and/or grease leak --396 5(b): Steering gear box leaking oil.
1245(K)(2) CCR	S	1	N		N	N	Applied air loss--396 3A1BL Applied air loss from left rear brake chamber. Compressor was able to maintain air pressure.
1232(A) CCR /016	S	1	Y		U	N	Steering system violation--393.209(d): Left side outer tie rod has more than 1/8" movement between the linkage member and the attachment point with hand pressure.
1232(A) CCR /016	S	1	N		N	N	Steering system violation--393.209(d): Right side outer tie rod end is worn. Less than 1/8" movement with hand pressure.
26453 VC /OOS	S	1	Y		U	N	BRAKES OUT OF SERVICE: The number of defective brakes is equal to or greater than 20 percent of the service brakes on the vehicle or combination--396.3A1BOS: Right rear brake chamber out of adjustment see chart.
1269(B)(3) CCR	S	1	N		N	N	Emergency exit window operating instructions required--392.2: Left side rear emergency exit window missing operating instructions.

HazMat: No HM transported

Placard:

Cargo Tank:

Special Checks: No data for special checks

State Information:

Odometer: 15253; File Code Number: 24898; Fuel Type: CNG; Passenger Capacity: 15; WC Passenger Capacity: 2; Bus Type: I; Beat/Sub Area: 08; Regulated Vehicle: Y; Pre-Cleared Vehicle: N; Veh #1 Type: 20

Co-Inspector(s):

Baker (A17928)

I hereby declare each vehicle with a Y in the OOS column of the violation section of this report to be OUT-OF-SERVICE. No person shall operate such vehicle until all OUT-OF-SERVICE defects have been repaired and the vehicle has been restored to safe operating condition.

Pursuant to Section 24004 CVC, violations recorded on this SafetyNet Inspection Report must be corrected prior to redispach. Violations marked out of service must be corrected before the vehicle is operated on the highway. For your convenience, KEEP THIS REPORT OR A COPY IN THE VEHICLE UNTIL ALL VIOLATIONS ARE CLEARED. This document should NOT be forwarded to the court for clearance procedures. DO NOT RETURN THIS FORM TO THE CALIFORNIA HIGHWAY PATROL.





California Highway Patrol
5179 North Gates Avenue
Fresno, CA 93722
Phone: (559) 453-3100
Internationally Accredited Agency CHP407F/343A

Report Number: CANAF2000108
Inspection Date: 05/04/2020
Start: 10:15 AM PT End: 11:00 AM PT
Inspection Level: V - Terminal
HM Inspection Type: None

Report Prepared By: C. JONES
Badge #: A13502

Copy Received By:

X

X





California Highway Patrol
5179 North Gates Avenue
Fresno, CA 93722
Phone: (559) 453-3100
Internationally Accredited Agency CHP407F/343A

Report Number: CANAF2000096
Inspection Date: 04/29/2020
Start: 8:11 AM PT End: 9:06 AM PT
Inspection Level: V - Terminal
HM Inspection Type: None

FRESNO AREA EXPRESS

2223 G ST

FRESNO, CA, 93706-1631

USDOT: 2807637

Phone#: (559)488-1393

MC/MX#:

Fax#: (559)488-1065

State#: 29817

Location: FRESNO

Highway: 2223 G STREET

County: KINGS

Driver:

License#:

State:

Date of Birth:

CoDriver:

License#:

State:

Date of Birth:

Milepost:

Shipper: N/A

Origin:

Bill of Lading: N/A

Destination:

Cargo:

VEHICLE IDENTIFICATION

Unit	Type	Make	Year	State	Plate	Equipment ID	VIN	GVWR	CVSA Existing	CVSA #
1	BU	GILG	2017	CA	1335927	1720	15GGD311XH3189478	41600		

BRAKE ADJUSTMENTS

Axle #	1	2
Right	N/A	N/A
Left	N/A	N/A
Chamber	DISC	DISC

VIOLATIONS: No violations were discovered**HazMat:** No HM transported**Placard:****Cargo Tank:****Special Checks:** No data for special checks**State Information:**

Odometer: 109331; File Code Number: 24898; Fuel Type: C; Passenger Capacity: 28; WC Passenger Capacity: 2; Bus Type: I; Beat/Sub Area: 08; Regulated Vehicle: Y; Pre-Cleared Vehicle: N; Veh #1 Type: 20

Co-Inspector(s):

JONES (A13502)

Report Prepared By: Badge #
C. JONES A13502

Copy Received By:

X

X





California Highway Patrol
5179 North Gates Avenue
Fresno, CA 93722
Phone: (559) 453-3100
Internationally Accredited Agency CHP407F/343A

Report Number: CANAF2000097
Inspection Date: 04/29/2020
Start: 9:10 AM PT End: 10:25 AM PT
Inspection Level: V - Terminal
HM Inspection Type: None

FRESNO AREA EXPRESS

2223 G ST

FRESNO, CA, 93706-1631

USDOT: 2807637

Phone#: (559)488-1393

MC/MX#:

Fax#: (559)488-1065

State#: 29817

Location: FRESNO

Highway: 2223 G STREET

County: FRESNO

Driver:

License#:

State:

Date of Birth:

CoDriver:

License#:

State:

Date of Birth:

Milepost:

Shipper: N/A

Origin: N/A

Bill of Lading: N/A

Destination: N/A

Cargo: N/A

VEHICLE IDENTIFICATION

Unit	Type	Make	Year	State	Plate	Equipment ID	VIN	GVWR	CVSA Existing	CVSA #
1	BU	GILG	2017	CA	1287331	1710	15GGD3119H1188513	41600		

BRAKE ADJUSTMENTS

Axle #	1	2
Right	N/A	N/A
Left	N/A	N/A
Chamber	DISC	DISC

VIOLATIONS: No violations were discovered**HazMat:** No HM transported**Placard:****Cargo Tank:****Special Checks:** No data for special checks**State Information:**

Odometer: 131616; File Code Number: 24898; Fuel Type: CNG; Passenger Capacity: 35; WC Passenger Capacity: 2; Bus Type: I; Beat/Sub Area: 08; Regulated Vehicle: Y; Pre-Cleared Vehicle: N; Veh #1 Type: 20

Co-Inspector(s):

JONES (A13502)

Report Prepared By: C. JONES
Badge #: A13502

Copy Received By:

X

X





California Highway Patrol
5179 North Gates Avenue
Fresno, CA 93722
Phone: (559) 453-3100
Internationally Accredited Agency CHP407F/343A

Report Number: CANAF2000098
Inspection Date: 04/29/2020
Start: 10:30 AM PT End: 11:20 AM PT
Inspection Level: V - Terminal
HM Inspection Type: None

FRESNO AREA EXPRESS
2223 G ST
FRESNO, CA, 93706-1631
USDOT: 2807637
MC/MX#: 29817
State#: 29817
Location: FRESNO
Highway: 2223 G STREET
County: FRESNO

Phone#: (559)488-1393
Fax#: (559)488-1065

Driver:
License#: State:
Date of Birth:
CoDriver:
License#: State:
Date of Birth:

Milepost: Shipper: N/A
Origin: N/A
Destination: N/A

Bill of Lading: N/A
Cargo: N/A

VEHICLE IDENTIFICATION

Unit	Type	Make	Year	State	Plate	Equipment ID	VIN	GVWR	CVSA Existing	CVSA #
1	BU	GILG	2016	CA	1287242	1613	15GGD2712G1188532	41600		

BRAKE ADJUSTMENTS

Axle #	1	2
Right	N/A	N/A
Left	N/A	N/A
Chamber	DISC	DISC

VIOLATIONS: No violations were discovered

HazMat: No HM transported

Placard:

Cargo Tank:

Special Checks: No data for special checks

State Information:

Odometer: 190387; File Code Number: 24898; Fuel Type: CNG; Passenger Capacity: 36; WC Passenger Capacity: 2; Bus Type: I; Beat/Sub Area: 08; Regulated Vehicle: Y; Pre-Cleared Vehicle: N; Veh #1 Type: 20

Co-Inspector(s):

JONES (A13502)

Report Prepared By: C. JONES
Badge #: A13502

Copy Received By:

X

X





California Highway Patrol
5179 North Gates Avenue
Fresno, CA 93722
Phone: (559) 453-3100
Internationally Accredited Agency CHP407F/343A

Report Number: CANAF2000099
Inspection Date: 04/29/2020
Start: 11:25 AM PT End: 12:13 PM PT
Inspection Level: V - Terminal
HM Inspection Type: None

FRESNO AREA EXPRESS

2223 G ST

FRESNO, CA, 93706-1631

USDOT: 2807637

Phone#: (559)488-1393

MC/MX#:

Fax#: (559)488-1065

State#: 39817

Location: FRESNO

Highway: 2223 G STREET

County: FRESNO

Driver:

License#:

State:

Date of Birth:

CoDriver:

License#:

State:

Date of Birth:

Milepost:

Shipper: N/A

Origin: N/A

Bill of Lading: N/A

Destination: N/A

Cargo: N/A

VEHICLE IDENTIFICATION

Unit	Type	Make	Year	State	Plate	Equipment ID	VIN	GVWR	CVSA Existing	CVSA #
1	BU	GILG	2012	CA	1317167	1105	15GGD2714C1180135	41600		

BRAKE ADJUSTMENTS

Axle #	1	2
Right	1 3/4	1 3/4
Left	1 3/4	1 3/4
Chamber	L-24	C-36

VIOLATIONS

Section	Type	Unit	OOS	Citation #	Verify Crash	Violations Discovered
1245(K)(1) CCR	S	1	N		N	N Unapplied air loss--396.3A1: Leveling valve on right front of bus has unapplied air loss.
1287 CCR	S	1	N		N	N Glazing material defective--392.2: Left side/rear drivers window missing AS markings.

HazMat: No HM transported

Placard:

Cargo Tank:

Special Checks: No data for special checks

State Information:

Odometer: 299075; File Code Number: 24898; Fuel Type: CNG; Passenger Capacity: 31; WC Passenger Capacity: 2; Bus Type: I; Beat/Sub Area: 08; Regulated Vehicle: Y; Pre-Cleared Vehicle: N; Veh #1 Type: 20

Co-Inspector(s):

JONES (A13502)

Pursuant to Section 24004 CVC, violations recorded on this SafetyNet Inspection Report must be corrected prior to redispach. Violations marked out of service must be corrected before the vehicle is operated on the highway. For your convenience, KEEP THIS REPORT OR A COPY IN THE VEHICLE UNTIL ALL VIOLATIONS ARE CLEARED. This document should NOT be forwarded to the court for clearance procedures. DO NOT RETURN THIS FORM TO THE CALIFORNIA HIGHWAY PATROL.

Report Prepared By:

C. JONES

Badge #:

A13502

Copy Received By:

X

X





California Highway Patrol
5179 North Gates Avenue
Fresno, CA 93722
Phone: (559) 453-3100
Internationally Accredited Agency CHP407F/343A

Report Number: CANAF2000100
Inspection Date: 04/29/2020
Start: 1:00 PM PT End: 1:57 PM PT
Inspection Level: V - Terminal
HM Inspection Type: None

FRESNO AREA EXPRESS

2223 G ST

FRESNO, CA, 93706-1631

USDOT: 2807637

MC/MX#:

State#: 39817

Location: FRESNO

Highway: 2223 G STREET

County: FRESNO

Driver:

License#:

State:

Date of Birth:

CoDriver:

License#:

State:

Date of Birth:

Milepost:

Shipper: N/A

Origin: N/A

Destination: N/A

Bill of Lading: N/A

Cargo: N/A

VEHICLE IDENTIFICATION

Unit	Type	Make	Year	State	Plate	Equipment ID	VIN	GVWR	CVSA Existing	CVSA #
1	BU	GILG	2009	CA	1224287	0909	5FYC5FB069C036091	42540		

BRAKE ADJUSTMENTS

Axle #	1	2
Right	1 1/2	1 3/4
Left	1 1/2	1 3/4
Chamber	C-20	R-30

VIOLATIONS

Section	Type	Unit	QOS	Citation #	Verify Crash	Violations Discovered
1232(C) CCR	S	1	N		N N	Oil and/or grease leak --396 5(b): Oil leak at right rear engine compartment area

HazMat: No HM transported**Placard:****Cargo Tank:****Special Checks:** No data for special checks**State Information:**

Odometer: 459611; File Code Number: 24898; Fuel Type: CNG; Passenger Capacity: 31; WC Passenger Capacity: 2; Bus Type: I; Beat/Sub Area: 08; Regulated Vehicle: Y; Pre-Cleared Vehicle: N; Veh #1 Type: 20

Co-Inspector(s):

JONES (A13502)

Pursuant to Section 24004 CVC, violations recorded on this SafetyNet Inspection Report must be corrected prior to redispach. Violations marked out of service must be corrected before the vehicle is operated on the highway. For your convenience, KEEP THIS REPORT OR A COPY IN THE VEHICLE UNTIL ALL VIOLATIONS ARE CLEARED. This document should NOT be forwarded to the court for clearance procedures. DO NOT RETURN THIS FORM TO THE CALIFORNIA HIGHWAY PATROL.

Report Prepared By:

C. JONES

Badge #:

A13502

Copy Received By:

X

X





California Highway Patrol
5179 North Gates Avenue
Fresno, CA 93722
Phone: (559) 453-3100
Internationally Accredited Agency CHP407F/343A

Report Number: CANAF2000101
Inspection Date: 04/30/2020
Start: 8:10 AM PT End: 9:00 AM PT
Inspection Level: V - Terminal
HM Inspection Type: None

FRESNO AREA EXPRESS
2223 G ST
FRESNO, CA, 93706-1631
USDOT: 2807637
MC/MX#: 39817
State#: 39817
Location: FRESNO
Highway: 2223 G STREET
County: FRESNO

Phone#: (559)488-1393
Fax#: (559)488-1065

Driver:
License#:
Date of Birth:
CoDriver:
License#:
Date of Birth:
Milepost:
Origin:
Destination:

State:

State:

Shipper: N/A

Bill of Lading: N/A
Cargo:

VEHICLE IDENTIFICATION

Unit	Type	Make	Year	State	Plate	Equipment ID	VIN	GVWR	CVSA Existing	CVSA #
1	BU	GILG	2012	CA	1317166	1104	15GGD2712C1180134	41600		

BRAKE ADJUSTMENTS

Axle #	1	2
Right	1 1/2	2
Left	1 1/2	2
Chamber	C-24	C-36

VIOLATIONS

Section	Type	Unit	OOS	Citation #	Verify	Crash	Violations Discovered
1232(C) CCR	S	1	N		N	N	Oil and/or grease leak --396.5(b): Coolant leak located at the front of bus.

HazMat: No HM transported**Placard:****Cargo Tank:****Special Checks:** No data for special checks**State Information:**

Odometer: 164084; File Code Number: 24898; Fuel Type: CNG; Passenger Capacity: 31; WC Passenger Capacity: 2; Bus Type: I; Beat/Sub Area: 08; Regulated Vehicle: Y; Pre-Cleared Vehicle: N; Veh #1 Type: 20

Co-Inspector(s):

Baker (A17928)

Pursuant to Section 24004 CVC, violations recorded on this SafetyNet Inspection Report must be corrected prior to redispach. Violations marked out of service must be corrected before the vehicle is operated on the highway. For your convenience, KEEP THIS REPORT OR A COPY IN THE VEHICLE UNTIL ALL VIOLATIONS ARE CLEARED. This document should NOT be forwarded to the court for clearance procedures. DO NOT RETURN THIS FORM TO THE CALIFORNIA HIGHWAY PATROL

Report Prepared By: C. JONES
Badge #: A13502

Copy Received By:

X

X





California Highway Patrol
5179 North Gates Avenue
Fresno, CA 93722
Phone: (559) 453-3100
Internationally Accredited Agency CHP407F/343A

Report Number: CANAF2000102
Inspection Date: 04/30/2020
Start: 9:05 AM PT End: 9:58 AM PT
Inspection Level: V - Terminal
HM Inspection Type: None

FRESNO AREA EXPRESS

2223 G ST

FRESNO, CA, 93706-1631

USDOT: 2807637

MC/MX#:

State#: 39817

Location: FRESNO

Highway: 2223 G STREET

County: FRESNO

Phone#: (559)488-1393

Fax#: (559)488-1065

Driver:

License#:

Date of Birth:

CoDriver:

License#:

Date of Birth:

Milepost:

Origin: N/A

Destination: N/A

Shipper: N/A

Bill of Lading: N/A

Cargo: N/A

VEHICLE IDENTIFICATION

Unit	Type	Make	Year	State	Plate	Equipment ID	VIN	GVWR	CVSA Existing	CVSA #
1	BU	GILG	2016	CA	1287249	1604	15GGD2715G1188539	41600		

BRAKE ADJUSTMENTS

Axle #	1	2
Right	N/A	N/A
Left	N/A	N/A
Chamber	DISC	DISC

VIOLATIONS: No violations were discovered**HazMat:** No HM transported**Placard:****Cargo Tank:****Special Checks:** No data for special checks**State Information:**

Odometer: 125526; File Code Number: 24898; Fuel Type: CNG; Passenger Capacity: 34; WC Passenger Capacity: 1; Bus Type: I; Beat/Sub Area: 08; Regulated Vehicle: Y; Pre-Cleared Vehicle: N; Veh #1 Type: 20

Co-Inspector(s):

Baker (A17928)

Report Prepared By:

C. JONES

Badge #:

A13502

Copy Received By:

X

X





California Highway Patrol
5179 North Gates Avenue
Fresno, CA 93722
Phone: (559) 453-3100
Internationally Accredited Agency CHP407F/343A

Report Number: CANAF2000103
Inspection Date: 04/30/2020
Start: 10:20 AM PT End: 11:15 PM PT
Inspection Level: V - Terminal
HM Inspection Type: None

FRESNO AREA EXPRESS
2223 G ST
FRESNO, CA, 93706-1631
USDOT: 2807637
MC/MX#: 39817
State#: 39817
Location: FRESNO
Highway: 2223 G STREET
County: FRESNO

Driver:
License#: State:
Date of Birth:
CoDriver:
License#: State:
Date of Birth:
Milepost: Shipper: N/A
Origin: N/A
Destination: N/A

Bill of Lading: N/A
Cargo: N/A

VEHICLE IDENTIFICATION

Unit	Type	Make	Year	State	Plate	Equipment ID	VIN	GVWR	CVSA Existing	CVSA #
1	BU	GILG	2017	CA	1317300	1715	15GGD3118H1188518	41600		

BRAKE ADJUSTMENTS

Axle #	1	2
Right	N/A	N/A
Left	N/A	N/A
Chamber	DISC	DISC

VIOLATIONS: No violations were discovered

HazMat: No HM transported

Placard:

Cargo Tank:

Special Checks: No data for special checks

State Information:

Odometer: 108587; File Code Number: 24898; Fuel Type: CNG; Passenger Capacity: 34; WC Passenger Capacity: 1; Bus Type: I; Beat/Sub Area: 08; Regulated Vehicle: Y; Pre-Cleared Vehicle: N; Veh #1 Type: 20

Co-Inspector(s):

Baker (A17928)

Report Prepared By: Badge #:
C. JONES A13502

Copy Received By:

X

X





California Highway Patrol
5179 North Gates Avenue
Fresno, CA 93722
Phone: (559) 453-3100
Internationally Accredited Agency CHP407F/343A

Report Number: CANAF2000104
Inspection Date: 04/30/2020
Start: 11:20 AM PT End: 12:10 PM PT
Inspection Level: V - Terminal
HM Inspection Type: None

FRESNO AREA EXPRESS
2223 G ST
FRESNO, CA, 93706-1631
USDOT: 2807637
MC/MX#:
State#: 39817
Location: FRESNO
Highway: 2223 G STREET
County: FRESNO

Phone#: (559)488-1393
Fax#: (559)488-1065

Driver:
License#:
Date of Birth:
CoDriver:
License#:
Date of Birth:
Milepost:
Origin: N/A
Destination: N/A

State:

State:

Shipper: N/A

Bill of Lading: N/A
Cargo: N/A

VEHICLE IDENTIFICATION

Unit	Type	Make	Year	State	Plate	Equipment ID	VIN	GVWR	CVSA Existing	CVSA #
1	BU	GILG	2009	CA	1224285	0907	5FYC5FB089C036089	42540		

BRAKE ADJUSTMENTS

Axle #	1	2
Right	1 1/2	2
Left	1	1 1/2
Chamber	C-20	R-30

VIOLATIONS

Section	Type	Unit	OOS	Citation #	Verify	Crash	Violations Discovered
1245(K)(1) CCR	S	1	N		N	N	Unapplied air loss--396.3A1: Unapplied air loss on right side of vehicle in front of axle two at air drain valves. Compressor maintained pressure.
1245(K)(1) CCR	S	1	N		N	N	Unapplied air loss--396.3A1: Unapplied air loss at axle two left side brake chamber Compressor maintained pressure.
34507.5(B) VC /001	S	1	N		N	N	No carrier ID number displayed--390.21(a): Carrier identification number not displayed on right side of vehicle.

HazMat: No HM transported

Placard:

Cargo Tank:

Special Checks: No data for special checks

State Information:

Odometer: 19268; File Code Number: 24898; Fuel Type: CNG; Passenger Capacity: 36; WC Passenger Capacity: 1; Bus Type: I; Beat/Sub Area: 08; Regulated Vehicle: Y; Pre-Cleared Vehicle: N; Veh #1 Type: 20

Co-Inspector(s):

Baker (A17928)

Pursuant to Section 24004 CVC, violations recorded on this SafetyNet Inspection Report must be corrected prior to redispach. Violations marked out of service must be corrected before the vehicle is operated on the highway. For your convenience, KEEP THIS REPORT OR A COPY IN THE VEHICLE UNTIL ALL VIOLATIONS ARE CLEARED. This document should NOT be forwarded to the court for clearance procedures. DO NOT RETURN THIS FORM TO THE CALIFORNIA HIGHWAY PATROL.

Report Prepared By: C. JONES
Badge #: A13502

Copy Received By:

X

X





California Highway Patrol
5179 North Gates Avenue
Fresno, CA 93722
Phone: (559) 453-3100
Internationally Accredited Agency CHP407F/343A

Report Number: CANAF2000105
Inspection Date: 04/30/2020
Start: 1:10 PM PT End: 1:58 PM PT
Inspection Level: V - Terminal
HM Inspection Type: None

FRESNO AREA EXPRESS
2223 G ST
FRESNO, CA, 93706-1631
USDOT: 2807637
MC/MX#: 39817
State#: 39817
Location: FRESNO
Highway: 2223 G STREET
County: FRESNO

Phone#: (559)488-1393
Fax#: (559)488-1065

Driver:
License#: State:
Date of Birth:
CoDriver:
License#: State:
Date of Birth:

Milepost: Shipper: N/A
Origin: N/A
Destination: N/A

Bill of Lading: N/A
Cargo: N/A

VEHICLE IDENTIFICATION

Unit	Type	Make	Year	State	Plate	Equipment ID	VIN	GVWR	CVSA Existing	CVSA #
1	BU	GILG	2013	CA	1287313	1402	15GGD2719D1183100	41600		

BRAKE ADJUSTMENTS

Axle #	1	2
Right	1 3/4	2
Left	1 1/2	2 1/4
Chamber	L-24	C-36

VIOLATIONS

Section	Type	Unit	QOS	Citation #	Verify Crash	Violations Discovered
1232(C) CCR	S	1	N		N N	Oil and/or grease leak --396.5(b): Oil leak at transmission on sides and rear

HazMat: No HM transported

Placard:

Cargo Tank:

Special Checks: No data for special checks

State Information:

Odometer: 288865; File Code Number: 24898; Fuel Type: CNG; Passenger Capacity: 31; WC Passenger Capacity: 2; Bus Type: I; Beat/Sub Area: 08; Regulated Vehicle: Y; Pre-Cleared Vehicle: N; Veh #1 Type: 20

Co-Inspector(s):

Baker (A17928)

Pursuant to Section 24004 CVC, violations recorded on this SafetyNet Inspection Report must be corrected prior to redispach. Violations marked out of service must be corrected before the vehicle is operated on the highway. For your convenience, KEEP THIS REPORT OR A COPY IN THE VEHICLE UNTIL ALL VIOLATIONS ARE CLEARED. This document should NOT be forwarded to the court for clearance procedures. DO NOT RETURN THIS FORM TO THE CALIFORNIA HIGHWAY PATROL.

Report Prepared By: C. JONES
Badge #: A13502

Copy Received By:

X

X



02807637 CA CANAF2000105



*Department of Transportation / FAX
Fiscal 2021 Operating Budget*



Report ID: ZGLS0030

City of Fresno
EXPENDITURE SUMMARY REPORT BY FUND AND DEPARTMENT
Fiscal Year 2021 / Period 012
Fund 22505 and Departments 45 Thru 45

Page No. 1
Run Date 12/17/2020
Run Time 08:40:31

Fund Type: 20000F Special Revenue
Subfund: 22500F Measure C
Detail Fund: 22505 Measure C Transit
Department: 450000 Transportation Department
BY: 2021

Acct	Appropriation	M-T-D Expended	M-T-D Encumbered	Y-T-D Expended	Y-T-D Encumbered	Y-T-D Exp + Enc	Free Balance	Projection 1	Projection 2	
51101	Permanent Salaries	6,483,700.00	0.00	0.00	2,317,329.18	0.00	2,317,329.18	4,166,370.82	2,317,329.18	2,317,329.18
511011	Permanent Salaries -	0.00	0.00	0.00	36,521.68	0.00	36,521.68	-36,521.68	36,521.68	36,521.68
51102	Permanent Fringe	154,900.00	0.00	0.00	73,099.70	0.00	73,099.70	81,800.30	73,099.70	73,099.70
51103	Employee Leave Payof	24,300.00	0.00	0.00	40,728.19	0.00	40,728.19	-16,428.19	40,728.19	40,728.19
51104	Perm Fringe-Health&W	1,231,700.00	0.00	0.00	541,042.05	0.00	541,042.05	690,657.95	541,042.05	541,042.05
51105	Perm Fringe-Life&Dis	4,600.00	0.00	0.00	2,373.51	0.00	2,373.51	2,226.49	2,373.51	2,373.51
51107	Perm Fringe-Pension,	830,300.00	0.00	0.00	309,070.88	0.00	309,070.88	521,229.12	309,070.88	309,070.88
51109	Leave Payoff At Term	21,500.00	0.00	0.00	21,500.00	0.00	21,500.00	0.00	21,500.00	21,500.00
51201	Non-Permanent Salari	0.00	0.00	0.00	8,160.00	0.00	8,160.00	-8,160.00	8,160.00	8,160.00
51202	Non-Permanent Fringe	0.00	0.00	0.00	626.82	0.00	626.82	-626.82	626.82	626.82
51301	Overtime	910,000.00	0.00	0.00	526,979.08	0.00	526,979.08	383,020.92	526,979.08	526,979.08
51401	Premium Pay	0.00	0.00	0.00	20,393.00	0.00	20,393.00	-20,393.00	20,393.00	20,393.00
52302	Gen Svc Pens Oblig B	194,500.00	0.00	0.00	0.00	0.00	194,500.00	0.00	0.00	0.00
52403	HRA Payments	11,000.00	0.00	0.00	2,056.51	0.00	2,056.51	8,943.49	2,056.51	2,056.51
52601	Worker's Compensatio	18,500.00	0.00	0.00	18,500.00	0.00	18,500.00	0.00	18,500.00	18,500.00
Tot: 51000 Employee Services	9,885,000.00	0.00	0.00	3,918,380.60	0.00	3,918,380.60	5,966,619.40	3,918,380.60	3,918,380.60	
Tot: PER Personnel Expenditur	9,885,000.00	0.00	0.00	3,918,380.60	0.00	3,918,380.60	5,966,619.40	3,918,380.60	3,918,380.60	
53402	Specialized Services	0.00	0.00	0.00	3,486.25	0.00	3,486.25	-3,486.25	3,486.25	3,486.25
53407	Contract Transportat	0.00	0.00	0.00	32,065.43	0.00	32,065.43	-32,065.43	32,065.43	32,065.43
Tot: 53000 Purchased Prof and T	0.00	0.00	0.00	35,551.68	0.00	35,551.68	-35,551.68	35,551.68	35,551.68	
Tot: 55000 Other Purchased Serv	0.00	0.00	0.00	0.00	0.00	0.00	0.00	0.00	0.00	
56262	Alternative Fuel	1,071,200.00	0.00	0.00	438,496.30	0.00	438,496.30	632,703.70	438,496.30	438,496.30
Tot: 56000 Supplies	1,071,200.00	0.00	0.00	438,496.30	0.00	438,496.30	632,703.70	438,496.30	438,496.30	
57421	New Vehicle Acquisit	110,000.00	0.00	0.00	0.00	70,181.70	70,181.70	39,818.30	70,181.70	70,181.70
Tot: 57000 Property	110,000.00	0.00	0.00	0.00	70,181.70	70,181.70	39,818.30	70,181.70	70,181.70	
58004	Special Projects	1,995,000.00	0.00	0.00	0.00	0.00	1,995,000.00	0.00	0.00	0.00
58005	Miscellaneous Expend	0.00	0.00	0.00	279,959.00	0.00	279,959.00	-279,959.00	279,959.00	279,959.00
Tot: 58000 Other Objects	1,995,000.00	0.00	0.00	279,959.00	0.00	279,959.00	1,715,041.00	279,959.00	279,959.00	

Report ID: ZGLS0030

City of Fresno
EXPENDITURE SUMMARY REPORT BY FUND AND DEPARTMENT
Fiscal Year 2021 / Period 012
Fund 22505 and Departments 45 Thru 45

Page No. 2
Run Date 12/17/2020
Run Time 08:40:31

Fund Type: 20000F Special Revenue
Subfund: 22500F Measure C
Detail Fund: 22505 Measure C Transit
Department: 450000 Transportation Department
BY: 2021

Acct	Appropriation	M-T-D Expended	M-T-D Encumbered	Y-T-D Expended	Y-T-D Encumbered	Y-T-D Exp + Enc	Free Balance	Projection 1	Projection 2
Tot: NONPER Non Personnel Expend	3,176,200.00	0.00	0.00	754,006.98	70,181.70	824,188.68	2,352,011.32	824,188.68	824,188.68
59101 Var Interdept Reimb	1,073,400.00	0.00	0.00	262,834.62	0.00	262,834.62	810,565.38	262,834.62	262,834.62
59201 Cost Allocation Plan	671,300.00	0.00	0.00	671,300.00	0.00	671,300.00	0.00	671,300.00	671,300.00
59302 Info Systems Service	50,100.00	0.00	0.00	49,970.00	0.00	49,970.00	130.00	49,970.00	49,970.00
59303 Info Systems Equip C	86,200.00	0.00	0.00	85,500.00	0.00	85,500.00	700.00	85,500.00	85,500.00
59312 Fleet Services Chrg	0.00	0.00	0.00	275.00	0.00	275.00	-275.00	275.00	275.00
59322 PeopleSoft Replaceme	61,100.00	0.00	0.00	60,550.00	0.00	60,550.00	550.00	60,550.00	60,550.00
59323 Network Replacement	6,300.00	0.00	0.00	6,300.00	0.00	6,300.00	0.00	6,300.00	6,300.00
59325 Fleet Fuel Charges	0.00	0.00	0.00	98.18	0.00	98.18	-98.18	98.18	98.18
Tot: 59000 Interdepartmental Ch	1,948,400.00	0.00	0.00	1,136,827.80	0.00	1,136,827.80	811,572.20	1,136,827.80	1,136,827.80
Tot: IDCHRG Interdepartmental Ch	1,948,400.00	0.00	0.00	1,136,827.80	0.00	1,136,827.80	811,572.20	1,136,827.80	1,136,827.80
Tot: 61000 Contingencies	0.00	0.00	0.00	0.00	0.00	0.00	0.00	0.00	0.00
Tot: CONTNG Contingency/Trust	0.00	0.00	0.00	0.00	0.00	0.00	0.00	0.00	0.00
Tot Dept: 450000 Transportation Dep	15,009,600.00	0.00	0.00	5,809,215.38	70,181.70	5,879,397.08	9,130,202.92	5,879,397.08	5,879,397.08
Tot Fund: 22505	15,009,600.00	0.00	0.00	5,809,215.38	70,181.70	5,879,397.08	9,130,202.92	5,879,397.08	5,879,397.08
Tot Subf: 22500F Measure C	15,009,600.00	0.00	0.00	5,809,215.38	70,181.70	5,879,397.08	9,130,202.92	5,879,397.08	5,879,397.08
Tot Type: 20000F Special Revenue	15,009,600.00	0.00	0.00	5,809,215.38	70,181.70	5,879,397.08	9,130,202.92	5,879,397.08	5,879,397.08
Total for BP 2021	15,009,600.00	0.00	0.00	5,809,215.38	70,181.70	5,879,397.08	9,130,202.92	5,879,397.08	5,879,397.08

Report ID: ZGLS0030

City of Fresno
EXPENDITURE SUMMARY REPORT BY FUND AND DEPARTMENT
Fiscal Year 2021 / Period 012
Fund 22505 and Departments 45 Thru 45

Page No. 3
Run Date 12/17/2020
Run Time 08:40:31

Fund Type: 20000F Special Revenue
Subfund: 22500F Measure C
Detail Fund: 22505 Measure C Transit
Department: 450000 Transportation Department
BY: PrYr

Acct	Appropriation	M-T-D Expended	M-T-D Encumbered	Y-T-D Expended	Y-T-D Encumbered	Y-T-D Exp + Enc	Free Balance	Projection 1	Projection 2
Tot: 56000 Supplies	0.00	0.00	0.00	0.00	0.00	0.00	0.00	0.00	0.00
57421 New Vehicle Acquisit	93,101.92	0.00	0.00	93,101.92	0.00	93,101.92	0.00	93,101.92	93,101.92
Tot: 57000 Property	93,101.92	0.00	0.00	93,101.92	0.00	93,101.92	0.00	93,101.92	93,101.92
Tot: NONPER Non Personnel Expend	93,101.92	0.00	0.00	93,101.92	0.00	93,101.92	0.00	93,101.92	93,101.92
Tot Dept: 450000 Transportation Dep	93,101.92	0.00	0.00	93,101.92	0.00	93,101.92	0.00	93,101.92	93,101.92
Tot Fund: 22505	93,101.92	0.00	0.00	93,101.92	0.00	93,101.92	0.00	93,101.92	93,101.92
Tot Subf: 22500F Measure C	93,101.92	0.00	0.00	93,101.92	0.00	93,101.92	0.00	93,101.92	93,101.92
Tot Type: 20000F Special Revenue	93,101.92	0.00	0.00	93,101.92	0.00	93,101.92	0.00	93,101.92	93,101.92

Report ID: ZGLS0030

City of Fresno
EXPENDITURE SUMMARY REPORT BY FUND AND DEPARTMENT
Fiscal Year 2021 / Period 012
Fund 22505 and Departments 45 Thru 45

Page No. 4
Run Date 12/17/2020
Run Time 08:40:55

Fund Type: 20000F Special Revenue
Subfund: 22500F Measure C
Detail Fund: 22505 Measure C Transit
Department: 450000 Transportation Department
BY: PrYr

Acct	Appropriation	M-T-D Expended	M-T-D Encumbered	Y-T-D Expended	Y-T-D Encumbered	Y-T-D Exp + Enc	Free Balance	Projection 1	Projection 2
Total for BP PrYr	93,101.92	0.00	0.00	93,101.92	0.00	93,101.92	0.00	93,101.92	93,101.92
Grand Total	15,102,701.92	0.00	0.00	5,902,317.30	70,181.70	5,972,499.00	9,130,202.92	5,972,499.00	5,972,499.00

End of Report

Report ID: ZGLS0030

City of Fresno
EXPENDITURE SUMMARY REPORT BY FUND AND DEPARTMENT
Fiscal Year 2021 / Period 012
Fund 43502 and Departments 45 Thru 45

Page No. 1
Run Date 12/17/2020
Run Time 08:42:48

Fund Type: 40000F Enterprise
Subfund: 43500F Fresno Transit System
Detail Fund: 43502 Fresno Transit Operating
Department: 450000 Transportation Department
BY: 2021

Acct	Appropriation	M-T-D Expended	M-T-D Encumbered	Y-T-D Expended	Y-T-D Encumbered	Y-T-D Exp + Enc	Free Balance	Projection 1	Projection 2
51101 Permanent Salaries	10,158,400.00	0.00	0.00	4,106,383.69	0.00	4,106,383.69	6,052,016.31	4,106,383.69	4,106,383.69
511011 Permanent Salaries -	0.00	0.00	0.00	82,754.21	0.00	82,754.21	-82,754.21	82,754.21	82,754.21
51102 Permanent Fringe	249,300.00	0.00	0.00	116,994.34	0.00	116,994.34	132,305.66	116,994.34	116,994.34
51103 Employee Leave Payof	110,300.00	0.00	0.00	125,184.71	0.00	125,184.71	-14,884.71	125,184.71	125,184.71
51104 Perm Fringe-Health&W	1,970,000.00	0.00	0.00	919,637.98	0.00	919,637.98	1,050,362.02	919,637.98	919,637.98
51105 Perm Fringe-Life&Dis	18,200.00	0.00	0.00	9,600.30	0.00	9,600.30	8,599.70	9,600.30	9,600.30
51106 Perm Fringe-Pension	0.00	0.00	0.00	21.42	0.00	21.42	-21.42	21.42	21.42
51107 Perm Fringe-Pension,	1,174,300.00	0.00	0.00	525,461.03	0.00	525,461.03	648,838.97	525,461.03	525,461.03
51109 Leave Payoff At Term	53,300.00	0.00	0.00	53,300.00	0.00	53,300.00	0.00	53,300.00	53,300.00
51201 Non-Permanent Salari	0.00	0.00	0.00	49,884.41	0.00	49,884.41	-49,884.41	49,884.41	49,884.41
512011 Non-Permanent Wages	0.00	0.00	0.00	2,206.46	0.00	2,206.46	-2,206.46	2,206.46	2,206.46
51202 Non-Permanent Fringe	0.00	0.00	0.00	4,012.79	0.00	4,012.79	-4,012.79	4,012.79	4,012.79
51301 Overtime	740,000.00	0.00	0.00	896,187.82	0.00	896,187.82	-156,187.82	896,187.82	896,187.82
51401 Premium Pay	84,500.00	0.00	0.00	36,217.54	0.00	36,217.54	48,282.46	36,217.54	36,217.54
52302 Gen Svc Pens Oblig B	337,900.00	0.00	0.00	0.00	0.00	0.00	337,900.00	0.00	0.00
52403 HRA Payments	4,000.00	0.00	0.00	9,682.68	0.00	9,682.68	-5,682.68	9,682.68	9,682.68
52601 Worker's Compensatio	1,854,300.00	0.00	0.00	1,854,300.00	0.00	1,854,300.00	0.00	1,854,300.00	1,854,300.00
52901 Recurring Vehicle Al	13,000.00	0.00	0.00	6,450.00	0.00	6,450.00	6,550.00	6,450.00	6,450.00
Tot: 51000 Employee Services	16,767,500.00	0.00	0.00	8,798,279.38	0.00	8,798,279.38	7,969,220.62	8,798,279.38	8,798,279.38
Tot: PER Personnel Expenditur	16,767,500.00	0.00	0.00	8,798,279.38	0.00	8,798,279.38	7,969,220.62	8,798,279.38	8,798,279.38
53302 Prof Svcs/Consulting	38,600.00	0.00	0.00	99.00	0.00	99.00	38,501.00	99.00	99.00
53303 Public Relations & I	20,000.00	0.00	0.00	3,300.00	0.00	3,300.00	16,700.00	3,300.00	3,300.00
53304 Prof Svcs (Non-Consu	10,000.00	0.00	0.00	0.00	0.00	0.00	10,000.00	0.00	0.00
53306 Outside Legal Servic	109,700.00	0.00	0.00	60,187.62	0.00	60,187.62	49,512.38	60,187.62	60,187.62
53402 Specialized Services	228,500.00	0.00	0.00	32,246.78	0.00	32,246.78	196,253.22	32,246.78	32,246.78
53407 Contract Transportat	4,900,000.00	0.00	0.00	1,482,560.18	0.00	1,482,560.18	3,417,439.82	1,482,560.18	1,482,560.18
Tot: 53000 Purchased Prof and T	5,306,800.00	0.00	0.00	1,578,393.58	0.00	1,578,393.58	3,728,406.42	1,578,393.58	1,578,393.58
54101 Utilities	326,100.00	0.00	0.00	158,245.63	0.00	158,245.63	167,854.37	158,245.63	158,245.63
54301 O/S Repair, Maint &	60,000.00	0.00	0.00	56,846.94	42.11	56,889.05	3,110.95	56,889.05	56,889.05
54302 O/S Repair & Maint-O	0.00	0.00	0.00	100.00	0.00	100.00	-100.00	100.00	100.00
54303 Service Contracts-Of	10,100.00	0.00	0.00	1,501.87	0.00	1,501.87	8,598.13	1,501.87	1,501.87
54304 O/S Repair & Maint.-	0.00	0.00	0.00	1,713.96	0.00	1,713.96	-1,713.96	1,713.96	1,713.96
54305 O/S Repair & Maint.-	1,000.00	0.00	0.00	20.00	0.00	20.00	980.00	20.00	20.00
54306 Security Services	0.00	0.00	0.00	14,410.92	0.00	14,410.92	-14,410.92	14,410.92	14,410.92
54411 Space Rentals	33,400.00	0.00	0.00	8,315.70	0.00	8,315.70	25,084.30	8,315.70	8,315.70

Report ID: ZGLS0030

City of Fresno
EXPENDITURE SUMMARY REPORT BY FUND AND DEPARTMENT
Fiscal Year 2021 / Period 012
Fund 43502 and Departments 45 Thru 45

Page No. 2
Run Date 12/17/2020
Run Time 08:42:48

Fund Type: 40000F Enterprise
Subfund: 43500F Fresno Transit System
Detail Fund: 43502 Fresno Transit Operating
Department: 450000 Transportation Department
BY: 2021

Acct	Appropriation	M-T-D Expended	M-T-D Encumbered	Y-T-D Expended	Y-T-D Encumbered	Y-T-D Exp + Enc	Free Balance	Projection 1	Projection 2
54421 Equipment Rentals--E	60,000.00	0.00	0.00	37,409.10	0.00	37,409.10	22,590.90	37,409.10	37,409.10
54501 Buildings & Improvem	1,500.00	0.00	0.00	0.00	0.00	0.00	1,500.00	0.00	0.00
Tot: 54000 Purchased Property S	492,100.00	0.00	0.00	278,564.12	42.11	278,606.23	213,493.77	278,606.23	278,606.23
55301 Communications	0.00	0.00	0.00	333.00	0.00	333.00	-333.00	333.00	333.00
55501 Printing & Binding--	85,000.00	0.00	0.00	528.00	171,680.26	172,208.26	-87,208.26	172,208.26	172,208.26
55801 Training	39,500.00	0.00	0.00	0.00	0.00	0.00	39,500.00	0.00	0.00
55803 Travel & Conference	29,000.00	0.00	0.00	400.00	0.00	400.00	28,600.00	400.00	400.00
Tot: 55000 Other Purchased Serv	153,500.00	0.00	0.00	1,261.00	171,680.26	172,941.26	-19,441.26	172,941.26	172,941.26
56101 Clothing & Personal	177,000.00	0.00	0.00	40,948.56	0.00	40,948.56	136,051.44	40,948.56	40,948.56
56102 Office Equipment--Un	3,000.00	0.00	0.00	3,872.91	0.00	3,872.91	-872.91	3,872.91	3,872.91
56104 Freight	0.00	0.00	0.00	116.15	0.00	116.15	-116.15	116.15	116.15
56105 Small Tools For Fiel	2,000.00	0.00	0.00	97.17	0.00	97.17	1,902.83	97.17	97.17
56106 Postage	0.00	0.00	0.00	20.20	0.00	20.20	-20.20	20.20	20.20
56107 Office Supplies	48,000.00	0.00	0.00	9,243.21	0.00	9,243.21	38,756.79	9,243.21	9,243.21
56108 Photographic Supplie	1,000.00	0.00	0.00	0.00	0.00	0.00	1,000.00	0.00	0.00
56110 Computer Software	10,000.00	0.00	0.00	0.00	0.00	0.00	10,000.00	0.00	0.00
56112 Cleaning & Janitoria	0.00	0.00	0.00	6,428.12	0.00	6,428.12	-6,428.12	6,428.12	6,428.12
56115 Materials & Parts--V	0.00	0.00	0.00	6,573.66	0.00	6,573.66	-6,573.66	6,573.66	6,573.66
56116 Materials & Parts--E	4,500.00	0.00	0.00	0.00	0.00	0.00	4,500.00	0.00	0.00
56240 Oils & Lubricants	128,000.00	0.00	0.00	9,250.04	0.00	9,250.04	118,749.96	9,250.04	9,250.04
56262 Alternative Fuel	1,405,000.00	0.00	0.00	510,992.30	0.00	510,992.30	894,007.70	510,992.30	510,992.30
Tot: 56000 Supplies	1,778,500.00	0.00	0.00	587,542.32	0.00	587,542.32	1,190,957.68	587,542.32	587,542.32
57411 New Machinery & Equi	5,000.00	0.00	0.00	20,152.39	0.00	20,152.39	-15,152.39	20,152.39	20,152.39
57412 Replacement Machiner	0.00	0.00	0.00	1,194.35	0.00	1,194.35	-1,194.35	1,194.35	1,194.35
57413 Equipment	8,000.00	0.00	0.00	0.00	0.00	0.00	8,000.00	0.00	0.00
57431 Furniture & Fixtures	17,500.00	0.00	0.00	0.00	0.00	0.00	17,500.00	0.00	0.00
Tot: 57000 Property	30,500.00	0.00	0.00	21,346.74	0.00	21,346.74	9,153.26	21,346.74	21,346.74
58005 Miscellaneous Expend	54,800.00	0.00	0.00	5,306.25	0.00	5,306.25	49,493.75	5,306.25	5,306.25
58010 Taxes & Bond Premium	0.00	0.00	0.00	8,444.53	0.00	8,444.53	-8,444.53	8,444.53	8,444.53
58016 Membership & Dues	84,100.00	0.00	0.00	2,440.00	0.00	2,440.00	81,660.00	2,440.00	2,440.00
58017 Subscriptions & Publ	500.00	0.00	0.00	975.00	0.00	975.00	-475.00	975.00	975.00
58022 Transverse Charge	597,000.00	0.00	0.00	597,000.00	0.00	597,000.00	0.00	597,000.00	597,000.00

Report ID: ZGLS0030

City of Fresno
EXPENDITURE SUMMARY REPORT BY FUND AND DEPARTMENT
Fiscal Year 2021 / Period 012
Fund 43502 and Departments 45 Thru 45

Page No. 3
Run Date 12/17/2020
Run Time 08:42:48

Fund Type: 40000F Enterprise
Subfund: 43500F Fresno Transit System
Detail Fund: 43502 Fresno Transit Operating
Department: 450000 Transportation Department
BY: 2021

Acct	Appropriation	M-T-D Expended	M-T-D Encumbered	Y-T-D Expended	Y-T-D Encumbered	Y-T-D Exp + Enc	Free Balance	Projection 1	Projection 2
58039 Recruitments	5,500.00	0.00	0.00	0.00	0.00	0.00	5,500.00	0.00	0.00
Tot: 58000 Other Objects	741,900.00	0.00	0.00	614,165.78	0.00	614,165.78	127,734.22	614,165.78	614,165.78
Tot: NONPER Non Personnel Expend	8,503,300.00	0.00	0.00	3,081,273.54	171,722.37	3,252,995.91	5,250,304.09	3,252,995.91	3,252,995.91
59101 Var Interdept Reimb	1,073,400.00	0.00	0.00	273,007.94	0.00	273,007.94	800,392.06	273,007.94	273,007.94
59105 Purchasing - Variabl	27,600.00	0.00	0.00	0.00	0.00	0.00	27,600.00	0.00	0.00
59120 Fac Repair & Replace	8,800.00	0.00	0.00	8,800.00	0.00	8,800.00	0.00	8,800.00	8,800.00
59201 Cost Allocation Plan	502,600.00	0.00	0.00	502,600.00	0.00	502,600.00	0.00	502,600.00	502,600.00
59302 Info Systems Service	273,400.00	0.00	0.00	273,400.00	0.00	273,400.00	0.00	273,400.00	273,400.00
59303 Info Systems Equip C	198,500.00	0.00	0.00	198,500.00	0.00	198,500.00	0.00	198,500.00	198,500.00
59304 Property Self-Insura	133,600.00	0.00	0.00	133,600.00	0.00	133,600.00	0.00	133,600.00	133,600.00
59305 Liability Self-Insur	945,500.00	0.00	0.00	945,500.00	0.00	945,500.00	0.00	945,500.00	945,500.00
59306 Chgs For Msngr/Mail/	28,500.00	0.00	0.00	6,638.80	0.00	6,638.80	21,861.20	6,638.80	6,638.80
59307 Charges For Telephon	53,500.00	0.00	0.00	37,831.95	0.00	37,831.95	15,668.05	37,831.95	37,831.95
59312 Fleet Services Charg	203,900.00	0.00	0.00	162,417.49	0.00	162,417.49	41,482.51	162,417.49	162,417.49
59315 Employee/Visitor Prk	0.00	0.00	0.00	1,440.00	0.00	1,440.00	-1,440.00	1,440.00	1,440.00
59317 Fleet Special Projec	6,400.00	0.00	0.00	4,251.53	0.00	4,251.53	2,148.47	4,251.53	4,251.53
59318 Fleet Pool Vehicle R	2,000.00	0.00	0.00	5,390.78	0.00	5,390.78	-3,390.78	5,390.78	5,390.78
59322 PeopleSoft Replaceme	37,900.00	0.00	0.00	37,900.00	0.00	37,900.00	0.00	37,900.00	37,900.00
59323 Network Replacement	80,500.00	0.00	0.00	80,500.00	0.00	80,500.00	0.00	80,500.00	80,500.00
59325 Fleet Fuel Charges	696,600.00	0.00	0.00	228,851.33	0.00	228,851.33	467,748.67	228,851.33	228,851.33
Tot: 59000 Interdepartmental Ch	4,272,700.00	0.00	0.00	2,900,629.82	0.00	2,900,629.82	1,372,070.18	2,900,629.82	2,900,629.82
Tot: IDCHRG Interdepartmental Ch	4,272,700.00	0.00	0.00	2,900,629.82	0.00	2,900,629.82	1,372,070.18	2,900,629.82	2,900,629.82
Tot: 61000 Contingencies	0.00	0.00	0.00	0.00	0.00	0.00	0.00	0.00	0.00
Tot: CONTNG Contingency/Trust	0.00	0.00	0.00	0.00	0.00	0.00	0.00	0.00	0.00
Tot Dept: 450000 Transportation Dep	29,543,500.00	0.00	0.00	14,780,182.74	171,722.37	14,951,905.11	14,591,594.89	14,951,905.11	14,951,905.11
Tot Fund: 43502	29,543,500.00	0.00	0.00	14,780,182.74	171,722.37	14,951,905.11	14,591,594.89	14,951,905.11	14,951,905.11
Tot Subf: 43500F Fresno Transit Sys	29,543,500.00	0.00	0.00	14,780,182.74	171,722.37	14,951,905.11	14,591,594.89	14,951,905.11	14,951,905.11

Report ID: ZGLS0030

City of Fresno
EXPENDITURE SUMMARY REPORT BY FUND AND DEPARTMENT
Fiscal Year 2021 / Period 012
Fund 43502 and Departments 45 Thru 45

Page No. 4
Run Date 12/17/2020
Run Time 08:42:48

Fund Type: 40000F Enterprise
Subfund: 43500F Fresno Transit System
Detail Fund: 43502 Fresno Transit Operating
Department: 450000 Transportation Department
BY: 2021

Acct	Appropriation	M-T-D Expended	M-T-D Encumbered	Y-T-D Expended	Y-T-D Encumbered	Y-T-D Exp + Enc	Free Balance	Projection 1	Projection 2
Tot Type: 40000F Enterprise	29,543,500.00	0.00	0.00	14,780,182.74	171,722.37	14,951,905.11	14,591,594.89	14,951,905.11	14,951,905.11
Total for BP 2021	29,543,500.00	0.00	0.00	14,780,182.74	171,722.37	14,951,905.11	14,591,594.89	14,951,905.11	14,951,905.11

Report ID: ZGLS0030

City of Fresno
EXPENDITURE SUMMARY REPORT BY FUND AND DEPARTMENT
Fiscal Year 2021 / Period 012
Fund 43502 and Departments 45 Thru 45

Page No. 5
Run Date 12/17/2020
Run Time 08:42:48

Fund Type: 40000F Enterprise
Subfund: 43500F Fresno Transit System
Detail Fund: 43502 Fresno Transit Operating
Department: 450000 Transportation Department
BY: PrYr

Acct	Appropriation	M-T-D Expended	M-T-D Encumbered	Y-T-D Expended	Y-T-D Encumbered	Y-T-D Exp + Enc	Free Balance	Projection 1	Projection 2
53303 Public Relations & I	14,735.00	0.00	0.00	0.00	14,735.00	14,735.00	0.00	14,735.00	14,735.00
Tot: 53000 Purchased Prof and T	14,735.00	0.00	0.00	0.00	14,735.00	14,735.00	0.00	14,735.00	14,735.00
55301 Communications	1,684.76	0.00	0.00	0.00	1,684.76	1,684.76	0.00	1,684.76	1,684.76
55501 Printing & Binding--	34,444.03	0.00	0.00	34,444.03	0.00	34,444.03	0.00	34,444.03	34,444.03
Tot: 55000 Other Purchased Serv	36,128.79	0.00	0.00	34,444.03	1,684.76	36,128.79	0.00	36,128.79	36,128.79
56240 Oils & Lubricants	265.00	0.00	0.00	0.00	265.00	265.00	0.00	265.00	265.00
56261 Diesel Fuel	40,042.19	0.00	0.00	0.00	40,042.19	40,042.19	0.00	40,042.19	40,042.19
56262 Alternative Fuel	11,320.89	0.00	0.00	0.00	6,774.62	6,774.62	4,546.27	6,774.62	6,774.62
Tot: 56000 Supplies	51,628.08	0.00	0.00	0.00	47,081.81	47,081.81	4,546.27	47,081.81	47,081.81
58004 Special Projects	21,006.56	0.00	0.00	0.00	21,006.56	21,006.56	0.00	21,006.56	21,006.56
Tot: 58000 Other Objects	21,006.56	0.00	0.00	0.00	21,006.56	21,006.56	0.00	21,006.56	21,006.56
Tot: NONPER Non Personnel Expend	123,498.43	0.00	0.00	34,444.03	84,508.13	118,952.16	4,546.27	118,952.16	118,952.16
Tot Dept: 450000 Transportation Dep	123,498.43	0.00	0.00	34,444.03	84,508.13	118,952.16	4,546.27	118,952.16	118,952.16
Tot Fund: 43502	123,498.43	0.00	0.00	34,444.03	84,508.13	118,952.16	4,546.27	118,952.16	118,952.16
Tot Subf: 43500F Fresno Transit Sys	123,498.43	0.00	0.00	34,444.03	84,508.13	118,952.16	4,546.27	118,952.16	118,952.16
Tot Type: 40000F Enterprise	123,498.43	0.00	0.00	34,444.03	84,508.13	118,952.16	4,546.27	118,952.16	118,952.16

Report ID: ZGLS0030

City of Fresno
EXPENDITURE SUMMARY REPORT BY FUND AND DEPARTMENT
Fiscal Year 2021 / Period 012
Fund 43502 and Departments 45 Thru 45

Page No. 6
Run Date 12/17/2020
Run Time 08:44:32

Fund Type: 40000F Enterprise
Subfund: 43500F Fresno Transit System
Detail Fund: 43502 Fresno Transit Operating
Department: 450000 Transportation Department
BY: PrYr

Acct	Appropriation	M-T-D Expended	M-T-D Encumbered	Y-T-D Expended	Y-T-D Encumbered	Y-T-D Exp + Enc	Free Balance	Projection 1	Projection 2
Total for BP PrYr	123,498.43	0.00	0.00	34,444.03	84,508.13	118,952.16	4,546.27	118,952.16	118,952.16
Grand Total	29,666,998.43	0.00	0.00	14,814,626.77	256,230.50	15,070,857.27	14,596,141.16	15,070,857.27	15,070,857.27

End of Report

Report ID: ZGLS0030

City of Fresno
EXPENDITURE SUMMARY REPORT BY FUND AND DEPARTMENT
Fiscal Year 2021 / Period 012
Fund 43504 and Departments 45 Thru 45

Page No. 1
Run Date 12/17/2020
Run Time 08:46:04

Fund Type: 40000F Enterprise
Subfund: 43500F Fresno Transit System
Detail Fund: 43504 Federal Operating-43504
Department: 450000 Transportation Department
BY: 2021

Acct	Appropriation	M-T-D Expended	M-T-D Encumbered	Y-T-D Expended	Y-T-D Encumbered	Y-T-D Exp + Enc	Free Balance	Projection 1	Projection 2
51101 Permanent Salaries	5,671,900.00	0.00	0.00	2,190,493.38	0.00	2,190,493.38	3,481,406.62	2,190,493.38	2,190,493.38
511011 Permanent Salaries -	0.00	0.00	0.00	25,136.10	0.00	25,136.10	-25,136.10	25,136.10	25,136.10
51102 Permanent Fringe	86,400.00	0.00	0.00	41,781.27	0.00	41,781.27	44,618.73	41,781.27	41,781.27
51103 Employee Leave Payof	79,600.00	0.00	0.00	72,940.97	0.00	72,940.97	6,659.03	72,940.97	72,940.97
51104 Perm Fringe-Health&W	1,031,600.00	0.00	0.00	419,347.14	0.00	419,347.14	612,252.86	419,347.14	419,347.14
51105 Perm Fringe-Life&Dis	11,100.00	0.00	0.00	5,215.45	0.00	5,215.45	5,884.55	5,215.45	5,215.45
51107 Perm Fringe-Pension,	699,300.00	0.00	0.00	286,130.27	0.00	286,130.27	413,169.73	286,130.27	286,130.27
51109 Leave Payoff At Term	36,200.00	0.00	0.00	36,200.00	0.00	36,200.00	0.00	36,200.00	36,200.00
51201 Non-Permanent Salari	0.00	0.00	0.00	65,358.93	0.00	65,358.93	-65,358.93	65,358.93	65,358.93
512011 Non-Permanent Wages	0.00	0.00	0.00	4,020.48	0.00	4,020.48	-4,020.48	4,020.48	4,020.48
51202 Non-Permanent Fringe	0.00	0.00	0.00	5,124.12	0.00	5,124.12	-5,124.12	5,124.12	5,124.12
51301 Overtime	125,000.00	0.00	0.00	16,607.79	0.00	16,607.79	108,392.21	16,607.79	16,607.79
51401 Premium Pay	105,500.00	0.00	0.00	79,405.01	0.00	79,405.01	26,094.99	79,405.01	79,405.01
52302 Gen Svc Pens Oblig B	151,400.00	0.00	0.00	0.00	0.00	0.00	151,400.00	0.00	0.00
52403 HRA Payments	1,200.00	0.00	0.00	495.00	0.00	495.00	705.00	495.00	495.00
52601 Worker's Compensatio	104,100.00	0.00	0.00	104,100.00	0.00	104,100.00	0.00	104,100.00	104,100.00
52901 Recurring Vehicle Al	5,400.00	0.00	0.00	3,135.00	0.00	3,135.00	2,265.00	3,135.00	3,135.00
Tot: 51000 Employee Services	8,108,700.00	0.00	0.00	3,355,490.91	0.00	3,355,490.91	4,753,209.09	3,355,490.91	3,355,490.91
Tot: PER Personnel Expenditur	8,108,700.00	0.00	0.00	3,355,490.91	0.00	3,355,490.91	4,753,209.09	3,355,490.91	3,355,490.91
53302 Prof Svcs/Consulting	0.00	0.00	0.00	499.46	0.00	499.46	-499.46	499.46	499.46
53303 Public Relations & I	75,000.00	0.00	0.00	11,052.89	0.00	11,052.89	63,947.11	11,052.89	11,052.89
53304 Prof Svcs (Non-Consu	50,000.00	0.00	0.00	0.00	0.00	0.00	50,000.00	0.00	0.00
53401 Hazardous Waste Mana	65,000.00	0.00	0.00	24,519.24	0.00	24,519.24	40,480.76	24,519.24	24,519.24
53402 Specialized Services	49,500.00	0.00	0.00	37,093.07	7,766.00	44,859.07	4,640.93	44,859.07	44,859.07
53407 Contract Transportat	2,300,000.00	0.00	0.00	863,534.85	0.00	863,534.85	1,436,465.15	863,534.85	863,534.85
Tot: 53000 Purchased Prof and T	2,539,500.00	0.00	0.00	936,699.51	7,766.00	944,465.51	1,595,034.49	944,465.51	944,465.51
54101 Utilities	600,000.00	0.00	0.00	259,454.81	0.00	259,454.81	340,545.19	259,454.81	259,454.81
54241 Landscaping & Ground	15,000.00	0.00	0.00	17,863.92	0.00	17,863.92	-2,863.92	17,863.92	17,863.92
54301 O/S Repair, Maint &	353,900.00	0.00	0.00	101,298.72	0.00	101,298.72	252,601.28	101,298.72	101,298.72
54303 Service Contracts-Of	838,100.00	0.00	0.00	328,563.81	-2,842.99	325,720.82	512,379.18	325,720.82	325,720.82
54304 O/S Repair & Maint.-	260,000.00	0.00	0.00	50,874.33	0.00	50,874.33	209,125.67	50,874.33	50,874.33
54305 O/S Repair & Maint.-	56,000.00	0.00	0.00	17,625.22	0.00	17,625.22	38,374.78	17,625.22	17,625.22
54421 Equipment Rentals--E	3,000.00	0.00	0.00	0.00	0.00	0.00	3,000.00	0.00	0.00
54501 Buildings & Improvem	220,000.00	0.00	0.00	59,422.27	0.00	59,422.27	160,577.73	59,422.27	59,422.27

Report ID: ZGLS0030

City of Fresno
EXPENDITURE SUMMARY REPORT BY FUND AND DEPARTMENT
Fiscal Year 2021 / Period 012
Fund 43504 and Departments 45 Thru 45

Page No. 2
Run Date 12/17/2020
Run Time 08:46:04

Fund Type: 40000F Enterprise
Subfund: 43500F Fresno Transit System
Detail Fund: 43504 Federal Operating-43504
Department: 450000 Transportation Department
BY: 2021

Acct	Appropriation	M-T-D Expended	M-T-D Encumbered	Y-T-D Expended	Y-T-D Encumbered	Y-T-D Exp + Enc	Free Balance	Projection 1	Projection 2
Tot: 54000 Purchased Property S	2,346,000.00	0.00	0.00	835,103.08	-2,842.99	832,260.09	1,513,739.91	832,260.09	832,260.09
55301 Communications	0.00	0.00	0.00	325.00	0.00	325.00	-325.00	325.00	325.00
55501 Printing & Binding--	26,600.00	0.00	0.00	13,868.31	0.00	13,868.31	12,731.69	13,868.31	13,868.31
55801 Training	27,000.00	0.00	0.00	561.00	0.00	561.00	26,439.00	561.00	561.00
55803 Travel & Conference	48,500.00	0.00	0.00	600.00	0.00	600.00	47,900.00	600.00	600.00
Tot: 55000 Other Purchased Serv	102,100.00	0.00	0.00	15,354.31	0.00	15,354.31	86,745.69	15,354.31	15,354.31
56101 Clothing & Personal	54,500.00	0.00	0.00	7,308.36	0.00	7,308.36	47,191.64	7,308.36	7,308.36
56102 Office Equipment--Un	2,500.00	0.00	0.00	85.80	0.00	85.80	2,414.20	85.80	85.80
56104 Freight	0.00	0.00	0.00	72.38	0.00	72.38	-72.38	72.38	72.38
56105 Small Tools For Fiel	22,500.00	0.00	0.00	4,780.77	0.00	4,780.77	17,719.23	4,780.77	4,780.77
56106 Postage	500.00	0.00	0.00	0.00	0.00	0.00	500.00	0.00	0.00
56107 Office Supplies	13,000.00	0.00	0.00	290.65	0.00	290.65	12,709.35	290.65	290.65
56110 Computer Software	50,000.00	0.00	0.00	0.00	1,437.60	1,437.60	48,562.40	1,437.60	1,437.60
56112 Cleaning & Janitoria	48,500.00	0.00	0.00	18,312.35	0.00	18,312.35	30,187.65	18,312.35	18,312.35
56115 Materials & Parts--V	122,000.00	0.00	0.00	40,627.57	107,973.92	148,601.49	-26,601.49	148,601.49	148,601.49
56116 Materials & Parts--E	28,000.00	0.00	0.00	8,726.40	2,842.56	11,568.96	16,431.04	11,568.96	11,568.96
56118 Dormitory & Kitchen	100.00	0.00	0.00	0.00	0.00	0.00	100.00	0.00	0.00
56121 Inventory	1,264,900.00	0.00	0.00	546,927.03	-5,247.59	541,679.44	723,220.56	541,679.44	541,679.44
56123 Materials & Parts -	500.00	0.00	0.00	5,541.23	29,783.31	35,324.54	-34,824.54	35,324.54	35,324.54
56124 Materials & Supplies	440,000.00	0.00	0.00	51,377.22	0.00	51,377.22	388,622.78	51,377.22	51,377.22
56240 Oils & Lubricants	0.00	0.00	0.00	752.48	0.00	752.48	-752.48	752.48	752.48
Tot: 56000 Supplies	2,047,000.00	0.00	0.00	684,802.24	136,789.80	821,592.04	1,225,407.96	821,592.04	821,592.04
57411 New Machinery & Equi	30,000.00	0.00	0.00	0.00	0.00	0.00	30,000.00	0.00	0.00
57412 Replacement Machiner	1,000.00	0.00	0.00	0.00	0.00	0.00	1,000.00	0.00	0.00
57413 Equipment	200,000.00	0.00	0.00	0.00	0.00	0.00	200,000.00	0.00	0.00
57431 Furniture & Fixtures	26,000.00	0.00	0.00	0.00	0.00	0.00	26,000.00	0.00	0.00
Tot: 57000 Property	257,000.00	0.00	0.00	0.00	0.00	0.00	257,000.00	0.00	0.00
58005 Miscellaneous Expend	3,500.00	0.00	0.00	2,467.31	0.00	2,467.31	1,032.69	2,467.31	2,467.31
58016 Membership & Dues	800.00	0.00	0.00	0.00	0.00	0.00	800.00	0.00	0.00
58017 Subscriptions & Publ	4,500.00	0.00	0.00	0.00	0.00	0.00	4,500.00	0.00	0.00
58027 License & Permits	25,000.00	0.00	0.00	4,425.50	0.00	4,425.50	20,574.50	4,425.50	4,425.50
58039 Recruitments	2,000.00	0.00	0.00	0.00	0.00	0.00	2,000.00	0.00	0.00

Report ID: ZGLS0030

City of Fresno
EXPENDITURE SUMMARY REPORT BY FUND AND DEPARTMENT
Fiscal Year 2021 / Period 012
Fund 43504 and Departments 45 Thru 45

Page No. 3
Run Date 12/17/2020
Run Time 08:46:04

Fund Type: 40000F Enterprise
Subfund: 43500F Fresno Transit System
Detail Fund: 43504 Federal Operating-43504
Department: 450000 Transportation Department
BY: 2021

Acct	Appropriation	M-T-D Expended	M-T-D Encumbered	Y-T-D Expended	Y-T-D Encumbered	Y-T-D Exp + Enc	Free Balance	Projection 1	Projection 2
Tot: 58000 Other Objects	35,800.00	0.00	0.00	6,892.81	0.00	6,892.81	28,907.19	6,892.81	6,892.81
Tot: NONPER Non Personnel Expend	7,327,400.00	0.00	0.00	2,478,851.95	141,712.81	2,620,564.76	4,706,835.24	2,620,564.76	2,620,564.76
59105 Purchasing - Variabl	20,100.00	0.00	0.00	0.00	0.00	0.00	20,100.00	0.00	0.00
59302 Info Systems Service	79,900.00	0.00	0.00	79,900.00	0.00	79,900.00	0.00	79,900.00	79,900.00
59303 Info Systems Equip C	55,100.00	0.00	0.00	55,100.00	0.00	55,100.00	0.00	55,100.00	55,100.00
59304 Property Self-Insura	100.00	0.00	0.00	100.00	0.00	100.00	0.00	100.00	100.00
59305 Liability Self-Insur	4,200.00	0.00	0.00	4,200.00	0.00	4,200.00	0.00	4,200.00	4,200.00
59306 Chgs For Msngr/Mail/	6,900.00	0.00	0.00	0.00	0.00	0.00	6,900.00	0.00	0.00
59307 Charges For Telephon	26,800.00	0.00	0.00	20,188.44	0.00	20,188.44	6,611.56	20,188.44	20,188.44
59309 Facilities Managemen	400,900.00	0.00	0.00	400,900.00	0.00	400,900.00	0.00	400,900.00	400,900.00
59310 Non-Recurrin Spec Pr	0.00	0.00	0.00	12,328.83	0.00	12,328.83	-12,328.83	12,328.83	12,328.83
59312 Fleet Services Chrg	5,000.00	0.00	0.00	8,754.90	0.00	8,754.90	-3,754.90	8,754.90	8,754.90
59315 Employee/Visitor Prk	0.00	0.00	0.00	480.00	0.00	480.00	-480.00	480.00	480.00
59317 Fleet Special Projec	37,000.00	0.00	0.00	36,786.29	0.00	36,786.29	213.71	36,786.29	36,786.29
59318 Fleet Pool Vehicle R	800.00	0.00	0.00	0.00	0.00	0.00	800.00	0.00	0.00
59322 PeopleSoft Replaceme	18,600.00	0.00	0.00	18,600.00	0.00	18,600.00	0.00	18,600.00	18,600.00
59323 Network Replacement	22,400.00	0.00	0.00	22,400.00	0.00	22,400.00	0.00	22,400.00	22,400.00
59325 Fleet Fuel Charges	100.00	0.00	0.00	0.00	0.00	0.00	100.00	0.00	0.00
59326 10C and 10X Charges	55,000.00	0.00	0.00	1,207.03	0.00	1,207.03	53,792.97	1,207.03	1,207.03
Tot: 59000 Interdepartmental Ch	732,900.00	0.00	0.00	660,945.49	0.00	660,945.49	71,954.51	660,945.49	660,945.49
Tot: IDCHRG Interdepartmental Ch	732,900.00	0.00	0.00	660,945.49	0.00	660,945.49	71,954.51	660,945.49	660,945.49
Tot: 61000 Contingencies	0.00	0.00	0.00	0.00	0.00	0.00	0.00	0.00	0.00
Tot: CONTNG Contingency/Trust	0.00	0.00	0.00	0.00	0.00	0.00	0.00	0.00	0.00
Tot Dept: 450000 Transportation Dep	16,169,000.00	0.00	0.00	6,495,288.35	141,712.81	6,637,001.16	9,531,998.84	6,637,001.16	6,637,001.16
Tot Fund: 43504	16,169,000.00	0.00	0.00	6,495,288.35	141,712.81	6,637,001.16	9,531,998.84	6,637,001.16	6,637,001.16
Tot Subf: 43500F Fresno Transit Sys	16,169,000.00	0.00	0.00	6,495,288.35	141,712.81	6,637,001.16	9,531,998.84	6,637,001.16	6,637,001.16
Tot Type: 40000F Enterprise	16,169,000.00	0.00	0.00	6,495,288.35	141,712.81	6,637,001.16	9,531,998.84	6,637,001.16	6,637,001.16

Report ID: ZGLS0030

City of Fresno
EXPENDITURE SUMMARY REPORT BY FUND AND DEPARTMENT
Fiscal Year 2021 / Period 012
Fund 43504 and Departments 45 Thru 45

Page No. 4
Run Date 12/17/2020
Run Time 08:46:04

Fund Type: 40000F Enterprise
Subfund: 43500F Fresno Transit System
Detail Fund: 43504 Federal Operating-43504
Department: 450000 Transportation Department
BY: 2021

Acct	Appropriation	M-T-D Expended	M-T-D Encumbered	Y-T-D Expended	Y-T-D Encumbered	Y-T-D Exp + Enc	Free Balance	Projection 1	Projection 2
Total for BP 2021	16,169,000.00	0.00	0.00	6,495,288.35	141,712.81	6,637,001.16	9,531,998.84	6,637,001.16	6,637,001.16

Report ID: ZGLS0030

City of Fresno
EXPENDITURE SUMMARY REPORT BY FUND AND DEPARTMENT
Fiscal Year 2021 / Period 012
Fund 43504 and Departments 45 Thru 45

Page No. 5
Run Date 12/17/2020
Run Time 08:46:04

Fund Type: 40000F Enterprise
Subfund: 43500F Fresno Transit System
Detail Fund: 43504 Federal Operating-43504
Department: 450000 Transportation Department
BY: PrYr

Acct	Appropriation	M-T-D Expended	M-T-D Encumbered	Y-T-D Expended	Y-T-D Encumbered	Y-T-D Exp + Enc	Free Balance	Projection 1	Projection 2
53302 Prof Svcs/Consulting	159,621.73	0.00	0.00	99,250.00	60,371.73	159,621.73	0.00	159,621.73	159,621.73
53402 Specialized Services	4,767.00	0.00	0.00	4,767.00	0.00	4,767.00	0.00	4,767.00	4,767.00
Tot: 53000 Purchased Prof and T	164,388.73	0.00	0.00	104,017.00	60,371.73	164,388.73	0.00	164,388.73	164,388.73
54301 O/S Repair, Maint &	3,105.00	0.00	0.00	3,105.00	0.00	3,105.00	0.00	3,105.00	3,105.00
54303 Service Contracts-Of	209,140.98	0.00	0.00	162,898.91	46,242.07	209,140.98	0.00	209,140.98	209,140.98
54304 O/S Repair & Maint.-	58,826.76	0.00	0.00	0.00	58,826.76	58,826.76	0.00	58,826.76	58,826.76
54305 O/S Repair & Maint.-	12,300.00	0.00	0.00	0.00	12,300.00	12,300.00	0.00	12,300.00	12,300.00
54501 Buildings & Improvem	49,214.92	0.00	0.00	0.00	49,214.92	49,214.92	0.00	49,214.92	49,214.92
Tot: 54000 Purchased Property S	332,587.66	0.00	0.00	166,003.91	166,583.75	332,587.66	0.00	332,587.66	332,587.66
55301 Communications	0.00	0.00	0.00	24.00	0.00	24.00	-24.00	24.00	24.00
55501 Printing & Binding--	5,256.13	0.00	0.00	0.00	5,256.13	5,256.13	0.00	5,256.13	5,256.13
Tot: 55000 Other Purchased Serv	5,256.13	0.00	0.00	24.00	5,256.13	5,280.13	-24.00	5,280.13	5,280.13
56115 Materials & Parts--V	0.00	0.00	0.00	84.48	0.00	84.48	-84.48	84.48	84.48
56116 Materials & Parts--E	9,949.12	0.00	0.00	9,949.12	-84.00	9,865.12	84.00	9,865.12	9,865.12
56121 Inventory	46,671.14	0.00	0.00	4,526.52	42,144.63	46,671.15	-0.01	46,671.15	46,671.15
56124 Materials & Supplies	86,998.15	0.00	0.00	71,950.33	13,094.36	85,044.69	1,953.46	85,044.69	85,044.69
Tot: 56000 Supplies	143,618.41	0.00	0.00	86,510.45	55,154.99	141,665.44	1,952.97	141,665.44	141,665.44
Tot: NONPER Non Personnel Expend	645,850.93	0.00	0.00	356,555.36	287,366.60	643,921.96	1,928.97	643,921.96	643,921.96
Tot Dept: 450000 Transportation Dep	645,850.93	0.00	0.00	356,555.36	287,366.60	643,921.96	1,928.97	643,921.96	643,921.96
Tot Fund: 43504	645,850.93	0.00	0.00	356,555.36	287,366.60	643,921.96	1,928.97	643,921.96	643,921.96
Tot Subf: 43500F Fresno Transit Sys	645,850.93	0.00	0.00	356,555.36	287,366.60	643,921.96	1,928.97	643,921.96	643,921.96
Tot Type: 40000F Enterprise	645,850.93	0.00	0.00	356,555.36	287,366.60	643,921.96	1,928.97	643,921.96	643,921.96

Report ID: ZGLS0030

City of Fresno
EXPENDITURE SUMMARY REPORT BY FUND AND DEPARTMENT
Fiscal Year 2021 / Period 012
Fund 43504 and Departments 45 Thru 45

Page No. 6
Run Date 12/17/2020
Run Time 08:47:10

Fund Type: 40000F Enterprise
Subfund: 43500F Fresno Transit System
Detail Fund: 43504 Federal Operating-43504
Department: 450000 Transportation Department
BY: PrYr

Acct	Appropriation	M-T-D Expended	M-T-D Encumbered	Y-T-D Expended	Y-T-D Encumbered	Y-T-D Exp + Enc	Free Balance	Projection 1	Projection 2
Total for BP PrYr	645,850.93	0.00	0.00	356,555.36	287,366.60	643,921.96	1,928.97	643,921.96	643,921.96
Grand Total	16,814,850.93	0.00	0.00	6,851,843.71	429,079.41	7,280,923.12	9,533,927.81	7,280,923.12	7,280,923.12

End of Report

Page No. 1
Run Date 12/17/2020
Run Time 08:48:36

[illegible]

Report ID: ZGLS0030

City of Fresno
EXPENDITURE SUMMARY REPORT BY FUND AND DEPARTMENT
Fiscal Year 2021 / Period 012
Fund 43505 and Departments 45 Thru 45

Page No. 2
Run Date 12/17/2020
Run Time 08:48:36

Fund Type: 40000F Enterprise
Subfund: 43500F Fresno Transit System
Detail Fund: 43505 Grant Funded Operating Support
Department: 450000 Transportation Department
BY: 2021

Acct	Appropriation	M-T-D Expended	M-T-D Encumbered	Y-T-D Expended	Y-T-D Encumbered	Y-T-D Exp + Enc	Free Balance	Projection 1	Projection 2
Tot Dept: 450000 Transportation Dep	6,210,700.00	0.00	0.00	2,677,515.14	0.00	2,677,515.14	3,533,184.86	2,677,515.14	2,677,515.14
Tot Fund: 43505	6,210,700.00	0.00	0.00	2,677,515.14	0.00	2,677,515.14	3,533,184.86	2,677,515.14	2,677,515.14
Tot Subf: 43500F Fresno Transit Sys	6,210,700.00	0.00	0.00	2,677,515.14	0.00	2,677,515.14	3,533,184.86	2,677,515.14	2,677,515.14
Tot Type: 40000F Enterprise	6,210,700.00	0.00	0.00	2,677,515.14	0.00	2,677,515.14	3,533,184.86	2,677,515.14	2,677,515.14
Total for BP 2021	6,210,700.00	0.00	0.00	2,677,515.14	0.00	2,677,515.14	3,533,184.86	2,677,515.14	2,677,515.14

Report ID: ZGLS0030

City of Fresno
EXPENDITURE SUMMARY REPORT BY FUND AND DEPARTMENT
Fiscal Year 2021 / Period 012
Fund 43505 and Departments 45 Thru 45

Page No. 3
Run Date 12/17/2020
Run Time 08:48:36

Fund Type: 40000F Enterprise
Subfund: 43500F Fresno Transit System
Detail Fund: 43505 Grant Funded Operating Support
Department: 450000 Transportation Department
BY: PrYr

Acct	Appropriation	M-T-D Expended	M-T-D Encumbered	Y-T-D Expended	Y-T-D Encumbered	Y-T-D Exp + Enc	Free Balance	Projection 1	Projection 2
56121 Inventory	2,134.36	0.00	0.00	862.19	1,272.17	2,134.36	0.00	2,134.36	2,134.36
56124 Materials & Supplies	114.67	0.00	0.00	0.00	0.00	0.00	114.67	0.00	0.00
Tot: 56000 Supplies	2,249.03	0.00	0.00	862.19	1,272.17	2,134.36	114.67	2,134.36	2,134.36
Tot: NONPER Non Personnel Expend	2,249.03	0.00	0.00	862.19	1,272.17	2,134.36	114.67	2,134.36	2,134.36
Tot Dept: 450000 Transportation Dep	2,249.03	0.00	0.00	862.19	1,272.17	2,134.36	114.67	2,134.36	2,134.36
Tot Fund: 43505	2,249.03	0.00	0.00	862.19	1,272.17	2,134.36	114.67	2,134.36	2,134.36
Tot Subf: 43500F Fresno Transit Sys	2,249.03	0.00	0.00	862.19	1,272.17	2,134.36	114.67	2,134.36	2,134.36
Tot Type: 40000F Enterprise	2,249.03	0.00	0.00	862.19	1,272.17	2,134.36	114.67	2,134.36	2,134.36

Report ID: ZGLS0030

City of Fresno
EXPENDITURE SUMMARY REPORT BY FUND AND DEPARTMENT
Fiscal Year 2021 / Period 012
Fund 43505 and Departments 45 Thru 45

Page No. 4
Run Date 12/17/2020
Run Time 08:48:59

Fund Type: 40000F Enterprise
Subfund: 43500F Fresno Transit System
Detail Fund: 43505 Grant Funded Operating Support
Department: 450000 Transportation Department
BY: PrYr

Acct	Appropriation	M-T-D Expended	M-T-D Encumbered	Y-T-D Expended	Y-T-D Encumbered	Y-T-D Exp + Enc	Free Balance	Projection 1	Projection 2
Total for BP PrYr	2,249.03	0.00	0.00	862.19	1,272.17	2,134.36	114.67	2,134.36	2,134.36
Grand Total	6,212,949.03	0.00	0.00	2,678,377.33	1,272.17	2,679,649.50	3,533,299.53	2,679,649.50	2,679,649.50

End of Report



*Department of Transportation / FAX
Fiscal 2020 Year End
Revenue and Expense Summaries*



Report ID: ZGLS0030

City of Fresno
EXPENDITURE SUMMARY REPORT BY FUND AND DEPARTMENT
Fiscal Year 2020 / Period 012
Fund 22505 and Departments 45 Thru 45

Page No. 1
Run Date 12/17/2020
Run Time 08:52:22

Fund Type: 20000F Special Revenue
Subfund: 22500F Measure C
Detail Fund: 22505 Measure C Transit
Department: 450000 Transportation Department
BY: 2020

Acct	Appropriation	M-T-D Expended	M-T-D Encumbered	Y-T-D Expended	Y-T-D Encumbered	Y-T-D Exp + Enc	Free Balance	Projection 1	Projection 2	
51101	Permanent Salaries	5,759,100.00	393,586.30	0.00	5,339,116.76	0.00	5,339,116.76	419,983.24	5,339,116.76	5,339,116.76
511011	Permanent Salaries -	0.00	6,701.01	0.00	33,610.15	0.00	33,610.15	-33,610.15	33,610.15	33,610.15
51102	Permanent Fringe	138,400.00	7,263.16	0.00	147,926.57	0.00	147,926.57	-9,526.57	147,926.57	147,926.57
51103	Employee Leave Payof	16,100.00	1,374.23	0.00	59,496.47	0.00	59,496.47	-43,396.47	59,496.47	59,496.47
51104	Perm Fringe-Health&W	1,084,700.00	90,416.00	0.00	1,109,922.06	0.00	1,109,922.06	-25,222.06	1,109,922.06	1,109,922.06
51105	Perm Fringe-Life&Dis	4,600.00	404.54	0.00	5,234.39	0.00	5,234.39	-634.39	5,234.39	5,234.39
51107	Perm Fringe-Pension,	632,800.00	44,604.67	0.00	602,705.92	0.00	602,705.92	30,094.08	602,705.92	602,705.92
51109	Leave Payoff At Term	25,000.00	0.00	0.00	25,000.00	0.00	25,000.00	0.00	25,000.00	25,000.00
51201	Non-Permanent Salari	0.00	0.00	0.00	924.08	0.00	924.08	-924.08	924.08	924.08
51202	Non-Permanent Fringe	0.00	0.00	0.00	70.69	0.00	70.69	-70.69	70.69	70.69
51301	Overtime	249,900.00	92,049.63	0.00	1,177,255.57	0.00	1,177,255.57	-927,355.57	1,177,255.57	1,177,255.57
51401	Premium Pay	0.00	3,251.33	0.00	44,434.14	0.00	44,434.14	-44,434.14	44,434.14	44,434.14
52302	Gen Svc Pens Oblig B	201,900.00	0.00	0.00	201,627.09	0.00	201,627.09	272.91	201,627.09	201,627.09
52403	HRA Payments	0.00	906.35	0.00	16,294.82	0.00	16,294.82	-16,294.82	16,294.82	16,294.82
Tot: 51000 Employee Services		8,112,500.00	640,557.22	0.00	8,763,618.71	0.00	8,763,618.71	-651,118.71	8,763,618.71	8,763,618.71
Tot: PER Personnel Expenditur		8,112,500.00	640,557.22	0.00	8,763,618.71	0.00	8,763,618.71	-651,118.71	8,763,618.71	8,763,618.71
53303	Public Relations & I	25,000.00	0.00	0.00	0.00	0.00	25,000.00	0.00	0.00	0.00
53402	Specialized Services	0.00	1,069.50	0.00	3,292.00	0.00	3,292.00	-3,292.00	3,292.00	3,292.00
53407	Contract Transportat	0.00	93,951.53	0.00	416,635.50	0.00	416,635.50	-416,635.50	416,635.50	416,635.50
Tot: 53000 Purchased Prof and T		25,000.00	95,021.03	0.00	419,927.50	0.00	419,927.50	-394,927.50	419,927.50	419,927.50
54101	Utilities	0.00	0.00	0.00	12,702.44	0.00	12,702.44	-12,702.44	12,702.44	12,702.44
Tot: 54000 Purchased Property S		0.00	0.00	0.00	12,702.44	0.00	12,702.44	-12,702.44	12,702.44	12,702.44
55301	Communications	2,000.00	0.00	0.00	0.00	0.00	2,000.00	0.00	0.00	0.00
Tot: 55000 Other Purchased Serv		2,000.00	0.00	0.00	0.00	0.00	2,000.00	0.00	0.00	0.00
56110	Computer Software	9,000.00	0.00	0.00	0.00	0.00	9,000.00	0.00	0.00	0.00
56261	Diesel Fuel	6,800.00	0.00	0.00	0.00	0.00	6,800.00	0.00	0.00	0.00
56262	Alternative Fuel	1,158,300.00	213.03	0.00	818,376.93	0.00	818,376.93	339,923.07	818,376.93	818,376.93
Tot: 56000 Supplies		1,174,100.00	213.03	0.00	818,376.93	0.00	818,376.93	355,723.07	818,376.93	818,376.93
57421	New Vehicle Acquisit	0.00	0.00	0.00	0.00	93,101.92	93,101.92	-93,101.92	93,101.92	93,101.92

Report ID: ZGLS0030

City of Fresno
EXPENDITURE SUMMARY REPORT BY FUND AND DEPARTMENT
Fiscal Year 2020 / Period 012
Fund 22505 and Departments 45 Thru 45

Page No. 2
Run Date 12/17/2020
Run Time 08:52:22

Fund Type: 20000F Special Revenue
Subfund: 22500F Measure C
Detail Fund: 22505 Measure C Transit
Department: 450000 Transportation Department
BY: 2020

Acct	Appropriation	M-T-D Expended	M-T-D Encumbered	Y-T-D Expended	Y-T-D Encumbered	Y-T-D Exp + Enc	Free Balance	Projection 1	Projection 2
57422 Replacement Vehicle	176,700.00	0.00	0.00	0.00	0.00	0.00	176,700.00	0.00	0.00
Tot: 57000 Property	176,700.00	0.00	0.00	0.00	93,101.92	93,101.92	83,598.08	93,101.92	93,101.92
58005 Miscellaneous Expend	47,600.00	47,502.00	0.00	47,502.00	0.00	47,502.00	98.00	47,502.00	47,502.00
58200 Council Motions	50,000.00	0.00	0.00	0.00	0.00	0.00	50,000.00	0.00	0.00
Tot: 58000 Other Objects	97,600.00	47,502.00	0.00	47,502.00	0.00	47,502.00	50,098.00	47,502.00	47,502.00
Tot: NONPER Non Personnel Expend	1,475,400.00	142,736.06	0.00	1,298,508.87	93,101.92	1,391,610.79	83,789.21	1,391,610.79	1,391,610.79
59101 Var Interdept Reimb	1,374,100.00	210,799.31	0.00	1,163,184.48	0.00	1,163,184.48	210,915.52	1,163,184.48	1,163,184.48
59201 Cost Allocation Plan	159,600.00	0.00	0.00	159,600.00	0.00	159,600.00	0.00	159,600.00	159,600.00
59302 Info Systems Service	23,300.00	0.00	0.00	23,300.00	0.00	23,300.00	0.00	23,300.00	23,300.00
59303 Info Systems Equip C	49,400.00	0.00	0.00	49,400.00	0.00	49,400.00	0.00	49,400.00	49,400.00
59307 Charges For Telephon	7,300.00	0.00	0.00	1,800.00	0.00	1,800.00	5,500.00	1,800.00	1,800.00
59312 Fleet Services Chrg	36,000.00	668.31	0.00	5,717.48	0.00	5,717.48	30,282.52	5,717.48	5,717.48
59322 PeopleSoft Replaceme	46,200.00	0.00	0.00	46,200.00	0.00	46,200.00	0.00	46,200.00	46,200.00
59325 Fleet Fuel Charges	57,000.00	0.00	0.00	63.91	0.00	63.91	56,936.09	63.91	63.91
Tot: 59000 Interdepartmental Ch	1,752,900.00	211,467.62	0.00	1,449,265.87	0.00	1,449,265.87	303,634.13	1,449,265.87	1,449,265.87
Tot: IDCHRG Interdepartmental Ch	1,752,900.00	211,467.62	0.00	1,449,265.87	0.00	1,449,265.87	303,634.13	1,449,265.87	1,449,265.87
Tot Dept: 450000 Transportation Dep	11,340,800.00	994,760.90	0.00	11,511,393.45	93,101.92	11,604,495.37	-263,695.37	11,604,495.37	11,604,495.37
Tot Fund: 22505	11,340,800.00	994,760.90	0.00	11,511,393.45	93,101.92	11,604,495.37	-263,695.37	11,604,495.37	11,604,495.37
Tot Subf: 22500F Measure C	11,340,800.00	994,760.90	0.00	11,511,393.45	93,101.92	11,604,495.37	-263,695.37	11,604,495.37	11,604,495.37
Tot Type: 20000F Special Revenue	11,340,800.00	994,760.90	0.00	11,511,393.45	93,101.92	11,604,495.37	-263,695.37	11,604,495.37	11,604,495.37
Total for BP 2020	11,340,800.00	994,760.90	0.00	11,511,393.45	93,101.92	11,604,495.37	-263,695.37	11,604,495.37	11,604,495.37

Report ID: ZGLS0030

City of Fresno
EXPENDITURE SUMMARY REPORT BY FUND AND DEPARTMENT
Fiscal Year 2020 / Period 012
Fund 22505 and Departments 45 Thru 45

Page No. 3
Run Date 12/17/2020
Run Time 08:52:22

Fund Type: 20000F Special Revenue
Subfund: 22500F Measure C
Detail Fund: 22505 Measure C Transit
Department: 450000 Transportation Department
BY: PrYr

Acct	Appropriation	M-T-D Expended	M-T-D Encumbered	Y-T-D Expended	Y-T-D Encumbered	Y-T-D Exp + Enc	Free Balance	Projection 1	Projection 2
Tot: 56000 Supplies	0.00	0.00	0.00	0.00	0.00	0.00	0.00	0.00	0.00
57421 New Vehicle Acquisit	21,626.00	0.00	0.00	21,626.00	0.00	21,626.00	0.00	21,626.00	21,626.00
Tot: 57000 Property	21,626.00	0.00	0.00	21,626.00	0.00	21,626.00	0.00	21,626.00	21,626.00
Tot: NONPER Non Personnel Expend	21,626.00	0.00	0.00	21,626.00	0.00	21,626.00	0.00	21,626.00	21,626.00
Tot Dept: 450000 Transportation Dep	21,626.00	0.00	0.00	21,626.00	0.00	21,626.00	0.00	21,626.00	21,626.00
Tot Fund: 22505	21,626.00	0.00	0.00	21,626.00	0.00	21,626.00	0.00	21,626.00	21,626.00
Tot Subf: 22500F Measure C	21,626.00	0.00	0.00	21,626.00	0.00	21,626.00	0.00	21,626.00	21,626.00
Tot Type: 20000F Special Revenue	21,626.00	0.00	0.00	21,626.00	0.00	21,626.00	0.00	21,626.00	21,626.00

Report ID: ZGLS0030

City of Fresno
EXPENDITURE SUMMARY REPORT BY FUND AND DEPARTMENT
Fiscal Year 2020 / Period 012
Fund 22505 and Departments 45 Thru 45

Page No. 4
Run Date 12/17/2020
Run Time 08:52:49

Fund Type: 20000F Special Revenue
Subfund: 22500F Measure C
Detail Fund: 22505 Measure C Transit
Department: 450000 Transportation Department
BY: PrYr

Acct	Appropriation	M-T-D Expended	M-T-D Encumbered	Y-T-D Expended	Y-T-D Encumbered	Y-T-D Exp + Enc	Free Balance	Projection 1	Projection 2
Total for BP PrYr	21,626.00	0.00	0.00	21,626.00	0.00	21,626.00	0.00	21,626.00	21,626.00
Grand Total	11,362,426.00	994,760.90	0.00	11,533,019.45	93,101.92	11,626,121.37	-263,695.37	11,626,121.37	11,626,121.37

End of Report

Report ID: ZGLS0030

City of Fresno
EXPENDITURE SUMMARY REPORT BY FUND AND DEPARTMENT
Fiscal Year 2020 / Period 012
Fund 43502 and Departments 45 Thru 45

Page No. 1
Run Date 12/17/2020
Run Time 08:55:39

Fund Type: 40000F Enterprise
Subfund: 43500F Fresno Transit System
Detail Fund: 43502 Fresno Transit Operating
Department: 450000 Transportation Department
BY: 2020

Acct	Appropriation	M-T-D Expended	M-T-D Encumbered	Y-T-D Expended	Y-T-D Encumbered	Y-T-D Exp + Enc	Free Balance	Projection 1	Projection 2	
51101	Permanent Salaries	9,507,700.00	693,749.05	0.00	8,233,429.35	0.00	8,233,429.35	1,274,270.65	8,233,429.35	8,233,429.35
511011	Permanent Salaries -	0.00	6,141.81	0.00	48,265.69	0.00	48,265.69	-48,265.69	48,265.69	48,265.69
51102	Permanent Fringe	214,200.00	12,201.66	0.00	214,287.39	0.00	214,287.39	-87.39	214,287.39	214,287.39
51103	Employee Leave Payof	105,000.00	6,680.92	0.00	125,861.82	0.00	125,861.82	-20,861.82	125,861.82	125,861.82
51104	Perm Fringe-Health&W	1,906,700.00	146,082.21	0.00	1,646,470.69	0.00	1,646,470.69	260,229.31	1,646,470.69	1,646,470.69
51105	Perm Fringe-Life&Dis	16,000.00	1,623.77	0.00	16,182.21	0.00	16,182.21	-182.21	16,182.21	16,182.21
51106	Perm Fringe-Pension	0.00	0.00	0.00	71.66	0.00	71.66	-71.66	71.66	71.66
51107	Perm Fringe-Pension,	959,800.00	73,228.30	0.00	859,591.30	0.00	859,591.30	100,208.70	859,591.30	859,591.30
51109	Leave Payoff At Term	64,300.00	0.00	0.00	64,300.00	0.00	64,300.00	0.00	64,300.00	64,300.00
51201	Non-Permanent Salari	42,700.00	9,308.00	0.00	106,061.31	0.00	106,061.31	-63,361.31	106,061.31	106,061.31
51202	Non-Permanent Fringe	3,300.00	712.06	0.00	8,258.43	0.00	8,258.43	-4,958.43	8,258.43	8,258.43
51301	Overtime	941,600.00	151,355.39	0.00	1,839,571.06	0.00	1,839,571.06	-897,971.06	1,839,571.06	1,839,571.06
51401	Premium Pay	84,500.00	6,436.30	0.00	70,491.70	0.00	70,491.70	14,008.30	70,491.70	70,491.70
52302	Gen Svc Pens Oblig B	415,100.00	0.00	0.00	414,538.91	0.00	414,538.91	561.09	414,538.91	414,538.91
52403	HRA Payments	20,400.00	289.20	0.00	12,061.32	0.00	12,061.32	8,338.68	12,061.32	12,061.32
52601	Worker's Compensatio	1,418,400.00	93,500.00	0.00	1,511,900.00	0.00	1,511,900.00	-93,500.00	1,511,900.00	1,511,900.00
52901	Recurring Vehicle Al	13,000.00	1,290.00	0.00	13,486.45	0.00	13,486.45	-486.45	13,486.45	13,486.45
Tot: 51000 Employee Services	15,712,700.00	1,202,598.67	0.00	15,184,829.29	0.00	15,184,829.29	527,870.71	15,184,829.29	15,184,829.29	
Tot: PER Personnel Expenditur	15,712,700.00	1,202,598.67	0.00	15,184,829.29	0.00	15,184,829.29	527,870.71	15,184,829.29	15,184,829.29	
53302	Prof Svcs/Consulting	43,000.00	89.00	0.00	89.00	0.00	89.00	42,911.00	89.00	89.00
53303	Public Relations & I	0.00	0.00	0.00	32,235.96	0.00	32,235.96	-32,235.96	32,235.96	32,235.96
53304	Prof Svcs (Non-Consu	17,000.00	0.00	0.00	1,129.00	0.00	1,129.00	15,871.00	1,129.00	1,129.00
53306	Outside Legal Servic	300,000.00	6,660.00	0.00	35,975.88	0.00	35,975.88	264,024.12	35,975.88	35,975.88
53401	Hazardous Waste Mana	0.00	0.00	0.00	286.00	0.00	286.00	-286.00	286.00	286.00
53402	Specialized Services	265,500.00	7,063.67	0.00	113,704.55	0.00	113,704.55	151,795.45	113,704.55	113,704.55
53407	Contract Transportat	5,202,300.00	376,081.34	0.00	3,411,352.69	0.00	3,411,352.69	1,790,947.31	3,411,352.69	3,411,352.69
Tot: 53000 Purchased Prof and T	5,827,800.00	389,894.01	0.00	3,594,773.08	0.00	3,594,773.08	2,233,026.92	3,594,773.08	3,594,773.08	
54101	Utilities	199,200.00	31,545.10	0.00	313,355.77	0.00	313,355.77	-114,155.77	313,355.77	313,355.77
54301	O/S Repair, Maint &	0.00	6,864.04	0.00	61,031.44	0.00	61,031.44	-61,031.44	61,031.44	61,031.44
54302	O/S Repair & Maint-O	0.00	0.00	0.00	4,416.15	0.00	4,416.15	-4,416.15	4,416.15	4,416.15
54303	Service Contracts-Of	12,500.00	538.94	0.00	22,481.21	0.00	22,481.21	-9,981.21	22,481.21	22,481.21
54304	O/S Repair & Maint.-	0.00	0.00	0.00	9.00	0.00	9.00	-9.00	9.00	9.00
54305	O/S Repair & Maint.-	1,000.00	0.00	0.00	3,519.51	0.00	3,519.51	-2,519.51	3,519.51	3,519.51
54306	Security Services	0.00	6,808.46	0.00	7,998.21	0.00	7,998.21	-7,998.21	7,998.21	7,998.21
54411	Space Rentals	0.00	2,630.48	0.00	31,565.69	0.00	31,565.69	-31,565.69	31,565.69	31,565.69

Report ID: ZGLS0030

City of Fresno
EXPENDITURE SUMMARY REPORT BY FUND AND DEPARTMENT
Fiscal Year 2020 / Period 012
Fund 43502 and Departments 45 Thru 45

Page No. 2
Run Date 12/17/2020
Run Time 08:55:39

Fund Type: 40000F Enterprise
Subfund: 43500F Fresno Transit System
Detail Fund: 43502 Fresno Transit Operating
Department: 450000 Transportation Department
BY: 2020

Acct	Appropriation	M-T-D Expended	M-T-D Encumbered	Y-T-D Expended	Y-T-D Encumbered	Y-T-D Exp + Enc	Free Balance	Projection 1	Projection 2
54421 Equipment Rentals--E	0.00	11,095.00	0.00	24,834.73	0.00	24,834.73	-24,834.73	24,834.73	24,834.73
54501 Buildings & Improvem	1,500.00	0.00	0.00	1,189.94	0.00	1,189.94	310.06	1,189.94	1,189.94
Tot: 54000 Purchased Property S	214,200.00	59,482.02	0.00	470,401.65	0.00	470,401.65	-256,201.65	470,401.65	470,401.65
55301 Communications	0.00	218.00	0.00	242.00	0.00	242.00	-242.00	242.00	242.00
55501 Printing & Binding--	189,000.00	0.00	34,444.03	29,565.66	34,444.03	64,009.69	124,990.31	64,009.69	64,009.69
55801 Training	23,200.00	-1,702.96	0.00	16,358.27	0.00	16,358.27	6,841.73	16,358.27	16,358.27
55803 Travel & Conference	7,900.00	9.22	0.00	13,084.98	0.00	13,084.98	-5,184.98	13,084.98	13,084.98
55804 Misc. Subsistence Ex	700.00	0.00	0.00	304.23	0.00	304.23	395.77	304.23	304.23
55805 Mileage Reimbursemen	0.00	0.00	0.00	165.90	0.00	165.90	-165.90	165.90	165.90
Tot: 55000 Other Purchased Serv	220,800.00	-1,475.74	34,444.03	59,721.04	34,444.03	94,165.07	126,634.93	94,165.07	94,165.07
56101 Clothing & Personal	33,000.00	6,674.99	0.00	27,947.35	0.00	27,947.35	5,052.65	27,947.35	27,947.35
56102 Office Equipment--Un	0.00	480.01	0.00	10,096.35	0.00	10,096.35	-10,096.35	10,096.35	10,096.35
56104 Freight	0.00	225.67	0.00	284.58	0.00	284.58	-284.58	284.58	284.58
56105 Small Tools For Fiel	2,000.00	0.00	0.00	2,263.72	0.00	2,263.72	-263.72	2,263.72	2,263.72
56106 Postage	2,000.00	7.27	0.00	11.07	0.00	11.07	1,988.93	11.07	11.07
56107 Office Supplies	31,500.00	2,685.24	0.00	30,120.13	0.00	30,120.13	1,379.87	30,120.13	30,120.13
56108 Photographic Supplie	1,600.00	0.00	0.00	0.00	0.00	0.00	1,600.00	0.00	0.00
56110 Computer Software	9,300.00	0.00	0.00	2,100.00	0.00	2,100.00	7,200.00	2,100.00	2,100.00
56112 Cleaning & Janitoria	0.00	282.46	0.00	370.62	0.00	370.62	-370.62	370.62	370.62
56115 Materials & Parts--V	0.00	34,012.13	0.00	34,012.13	0.00	34,012.13	-34,012.13	34,012.13	34,012.13
56116 Materials & Parts--E	600.00	150.00	0.00	6,187.54	0.00	6,187.54	-5,587.54	6,187.54	6,187.54
56118 Dormitory & Kitchen	0.00	0.00	0.00	194.33	0.00	194.33	-194.33	194.33	194.33
56121 Inventory	0.00	4,938.61	0.00	5,075.34	0.00	5,075.34	-5,075.34	5,075.34	5,075.34
56123 Materials & Parts -	0.00	0.00	0.00	121.32	0.00	121.32	-121.32	121.32	121.32
56240 Oils & Lubricants	111,800.00	5,213.04	0.00	56,753.46	13.53	56,766.99	55,033.01	56,766.99	56,766.99
56261 Diesel Fuel	4,900.00	0.00	0.00	0.00	0.00	0.00	4,900.00	0.00	0.00
56262 Alternative Fuel	1,349,800.00	158,155.88	0.00	1,035,581.66	0.00	1,035,581.66	314,218.34	1,035,581.66	1,035,581.66
Tot: 56000 Supplies	1,546,500.00	212,825.30	0.00	1,211,119.60	13.53	1,211,133.13	335,366.87	1,211,133.13	1,211,133.13
57101 Land Acquisition	150,000.00	0.00	0.00	0.00	0.00	0.00	150,000.00	0.00	0.00
57411 New Machinery & Equi	0.00	0.00	0.00	8,933.51	0.00	8,933.51	-8,933.51	8,933.51	8,933.51
57431 Furniture & Fixtures	1,500.00	0.00	0.00	3,595.25	0.00	3,595.25	-2,095.25	3,595.25	3,595.25
Tot: 57000 Property	151,500.00	0.00	0.00	12,528.76	0.00	12,528.76	138,971.24	12,528.76	12,528.76

Report ID: ZGLS0030

City of Fresno
EXPENDITURE SUMMARY REPORT BY FUND AND DEPARTMENT
Fiscal Year 2020 / Period 012
Fund 43502 and Departments 45 Thru 45

Page No. 3
Run Date 12/17/2020
Run Time 08:55:39

Fund Type: 40000F Enterprise
Subfund: 43500F Fresno Transit System
Detail Fund: 43502 Fresno Transit Operating
Department: 450000 Transportation Department
BY: 2020

Acct	Appropriation	M-T-D Expended	M-T-D Encumbered	Y-T-D Expended	Y-T-D Encumbered	Y-T-D Exp + Enc	Free Balance	Projection 1	Projection 2
58004	Special Projects	0.00		21,006.56	0.00	21,006.56	-21,006.56	21,006.56	21,006.56
58005	Miscellaneous Expend	177,600.00	182.64	0.00	6,375.40	0.00	6,375.40	6,375.40	6,375.40
58008	Oral Board Reimburse	0.00	0.00	0.00	46.11	0.00	-46.11	46.11	46.11
58010	Taxes & Bond Premium	17,500.00	0.00	0.00	0.00	0.00	17,500.00	0.00	0.00
58016	Membership & Dues	115,900.00	35,500.00	0.00	53,268.00	0.00	62,632.00	53,268.00	53,268.00
58017	Subscriptions & Publ	1,500.00	0.00	0.00	155.15	0.00	1,344.85	155.15	155.15
58022	Transverse Charge	597,000.00	0.00	0.00	597,000.00	0.00	597,000.00	597,000.00	597,000.00
58026	Capital Project Perm	0.00	0.00	0.00	150.00	0.00	-150.00	150.00	150.00
58039	Recruitments	0.00	0.00	0.00	1,675.50	0.00	-1,675.50	1,675.50	1,675.50
Tot: 58000 Other Objects	909,500.00	35,682.64	21,006.56	658,670.16	21,006.56	679,676.72	229,823.28	679,676.72	679,676.72
Tot: NONPER Non Personnel Expend	8,870,300.00	696,408.23	55,450.59	6,007,214.29	55,464.12	6,062,678.41	2,807,621.59	6,062,678.41	6,062,678.41
59101	Var Interdept Reimb	1,374,000.00	206,347.45	0.00	1,127,144.80	0.00	1,127,144.80	246,855.20	1,127,144.80
59105	Purchasing - Variabl	75,000.00	0.00	0.00	0.00	0.00	75,000.00	0.00	0.00
59120	Fac Repair & Replace	0.00	19,812.00	0.00	19,812.00	0.00	-19,812.00	19,812.00	19,812.00
59201	Cost Allocation Plan	1,135,000.00	0.00	0.00	1,135,000.00	0.00	0.00	1,135,000.00	1,135,000.00
59302	Info Systems Service	267,300.00	0.00	0.00	267,300.00	0.00	0.00	267,300.00	267,300.00
59303	Info Systems Equip C	173,500.00	0.00	0.00	168,000.00	0.00	5,500.00	168,000.00	168,000.00
59304	Property Self-Insura	147,100.00	0.00	0.00	147,100.00	0.00	0.00	147,100.00	147,100.00
59305	Liability Self-Insur	718,700.00	0.00	0.00	718,700.00	0.00	0.00	718,700.00	718,700.00
59306	Chgs For Msngr/Mail/	37,900.00	4,387.69	0.00	24,388.85	0.00	13,511.15	24,388.85	24,388.85
59307	Charges For Telephon	11,600.00	1,080.32	0.00	41,379.06	0.00	-29,779.06	41,379.06	41,379.06
59309	Facilities Managemen	0.00	37,622.00	0.00	37,622.00	0.00	-37,622.00	37,622.00	37,622.00
59310	Non-Recurrin Spec Pr	0.00	0.00	0.00	623.43	0.00	-623.43	623.43	623.43
59312	Fleet Services Chrg	17,000.00	22,515.33	0.00	204,665.75	0.00	-187,665.75	204,665.75	204,665.75
59315	Employee/Visitor Prk	0.00	0.00	0.00	302.00	0.00	-302.00	302.00	302.00
59317	Fleet Special Projec	5,700.00	542.25	0.00	7,906.91	0.00	-2,206.91	7,906.91	7,906.91
59318	Fleet Pool Vehicle R	3,300.00	83.18	0.00	2,598.89	0.00	701.11	2,598.89	2,598.89
59322	PeopleSoft Replaceme	49,400.00	0.00	0.00	49,400.00	0.00	0.00	49,400.00	49,400.00
59323	Network Replacement	88,200.00	0.00	0.00	88,200.00	0.00	0.00	88,200.00	88,200.00
59325	Fleet Fuel Charges	872,800.00	29,591.66	0.00	755,617.19	0.00	117,182.81	755,617.19	755,617.19
59326	10C and 10X Charges	21,300.00	4,977.18	0.00	30,320.17	0.00	-9,020.17	30,320.17	30,320.17
Tot: 59000 Interdepartmental Ch	4,997,800.00	326,959.06	0.00	4,826,081.05	0.00	4,826,081.05	171,718.95	4,826,081.05	4,826,081.05
Tot: IDCHRG Interdepartmental Ch	4,997,800.00	326,959.06	0.00	4,826,081.05	0.00	4,826,081.05	171,718.95	4,826,081.05	4,826,081.05

Report ID: ZGLS0030

City of Fresno
EXPENDITURE SUMMARY REPORT BY FUND AND DEPARTMENT
Fiscal Year 2020 / Period 012
Fund 43502 and Departments 45 Thru 45

Page No. 4
Run Date 12/17/2020
Run Time 08:55:39

Fund Type: 40000F Enterprise
Subfund: 43500F Fresno Transit System
Detail Fund: 43502 Fresno Transit Operating
Department: 450000 Transportation Department
BY: 2020

Acct	Appropriation	M-T-D Expended	M-T-D Encumbered	Y-T-D Expended	Y-T-D Encumbered	Y-T-D Exp + Enc	Free Balance	Projection 1	Projection 2
Tot Dept: 450000 Transportation Dep	29,580,800.00	2,225,965.96	55,450.59	26,018,124.63	55,464.12	26,073,588.75	3,507,211.25	26,073,588.75	26,073,588.75
Tot Fund: 43502	29,580,800.00	2,225,965.96	55,450.59	26,018,124.63	55,464.12	26,073,588.75	3,507,211.25	26,073,588.75	26,073,588.75
Tot Subf: 43500F Fresno Transit Sys	29,580,800.00	2,225,965.96	55,450.59	26,018,124.63	55,464.12	26,073,588.75	3,507,211.25	26,073,588.75	26,073,588.75
Tot Type: 40000F Enterprise	29,580,800.00	2,225,965.96	55,450.59	26,018,124.63	55,464.12	26,073,588.75	3,507,211.25	26,073,588.75	26,073,588.75
Total for BP 2020	29,580,800.00	2,225,965.96	55,450.59	26,018,124.63	55,464.12	26,073,588.75	3,507,211.25	26,073,588.75	26,073,588.75

Report ID: ZGLS0030

City of Fresno
EXPENDITURE SUMMARY REPORT BY FUND AND DEPARTMENT
Fiscal Year 2020 / Period 012
Fund 43502 and Departments 45 Thru 45

Page No. 5
Run Date 12/17/2020
Run Time 08:55:39

Fund Type: 40000F Enterprise
Subfund: 43500F Fresno Transit System
Detail Fund: 43502 Fresno Transit Operating
Department: 450000 Transportation Department
BY: PrYr

Acct	Appropriation	M-T-D Expended	M-T-D Encumbered	Y-T-D Expended	Y-T-D Encumbered	Y-T-D Exp + Enc	Free Balance	Projection 1	Projection 2
53302 Prof Svcs/Consulting	1,163.11	0.00	0.00	1,163.11	0.00	1,163.11	0.00	1,163.11	1,163.11
53303 Public Relations & I	14,735.00	0.00	0.00	0.00	14,735.00	14,735.00	0.00	14,735.00	14,735.00
Tot: 53000 Purchased Prof and T	15,898.11	0.00	0.00	1,163.11	14,735.00	15,898.11	0.00	15,898.11	15,898.11
55301 Communications	6,224.76	0.00	0.00	4,540.00	1,684.76	6,224.76	0.00	6,224.76	6,224.76
Tot: 55000 Other Purchased Serv	6,224.76	0.00	0.00	4,540.00	1,684.76	6,224.76	0.00	6,224.76	6,224.76
56240 Oils & Lubricants	251.47	0.00	0.00	0.00	251.47	251.47	0.00	251.47	251.47
56261 Diesel Fuel	40,042.19	0.00	0.00	0.00	40,042.19	40,042.19	0.00	40,042.19	40,042.19
56262 Alternative Fuel	11,320.89	0.00	0.00	0.00	11,320.89	11,320.89	0.00	11,320.89	11,320.89
Tot: 56000 Supplies	51,614.55	0.00	0.00	0.00	51,614.55	51,614.55	0.00	51,614.55	51,614.55
58005 Miscellaneous Expend	0.00	0.00	0.00	317.72	0.00	317.72	-317.72	317.72	317.72
Tot: 58000 Other Objects	0.00	0.00	0.00	317.72	0.00	317.72	-317.72	317.72	317.72
Tot: NONPER Non Personnel Expend	73,737.42	0.00	0.00	6,020.83	68,034.31	74,055.14	-317.72	74,055.14	74,055.14
Tot Dept: 450000 Transportation Dep	73,737.42	0.00	0.00	6,020.83	68,034.31	74,055.14	-317.72	74,055.14	74,055.14
Tot Fund: 43502	73,737.42	0.00	0.00	6,020.83	68,034.31	74,055.14	-317.72	74,055.14	74,055.14
Tot Subf: 43500F Fresno Transit Sys	73,737.42	0.00	0.00	6,020.83	68,034.31	74,055.14	-317.72	74,055.14	74,055.14
Tot Type: 40000F Enterprise	73,737.42	0.00	0.00	6,020.83	68,034.31	74,055.14	-317.72	74,055.14	74,055.14

Report ID: ZGLS0030

City of Fresno
EXPENDITURE SUMMARY REPORT BY FUND AND DEPARTMENT
Fiscal Year 2020 / Period 012
Fund 43502 and Departments 45 Thru 45

Page No. 6
Run Date 12/17/2020
Run Time 08:56:13

Fund Type: 40000F Enterprise
Subfund: 43500F Fresno Transit System
Detail Fund: 43502 Fresno Transit Operating
Department: 450000 Transportation Department
BY: PrYr

Acct	Appropriation	M-T-D Expended	M-T-D Encumbered	Y-T-D Expended	Y-T-D Encumbered	Y-T-D Exp + Enc	Free Balance	Projection 1	Projection 2
Total for BP PrYr	73,737.42	0.00	0.00	6,020.83	68,034.31	74,055.14	-317.72	74,055.14	74,055.14
Grand Total	29,654,537.42	2,225,965.96	55,450.59	26,024,145.46	123,498.43	26,147,643.89	3,506,893.53	26,147,643.89	26,147,643.89

End of Report

Report ID: ZGLS0030

City of Fresno
EXPENDITURE SUMMARY REPORT BY FUND AND DEPARTMENT
Fiscal Year 2020 / Period 012
Fund 43504 and Departments 45 Thru 45

Page No. 1
Run Date 12/17/2020
Run Time 09:03:29

Fund Type: 40000F Enterprise
Subfund: 43500F Fresno Transit System
Detail Fund: 43504 Federal Operating-43504
Department: 450000 Transportation Department
BY: 2020

Acct	Appropriation	M-T-D Expended	M-T-D Encumbered	Y-T-D Expended	Y-T-D Encumbered	Y-T-D Exp + Enc	Free Balance	Projection 1	Projection 2
51101 Permanent Salaries	4,650,200.00	530,554.40	0.00	4,160,072.36	0.00	4,160,072.36	490,127.64	4,160,072.36	4,160,072.36
511011 Permanent Salaries -	0.00	5,088.91	0.00	30,876.49	0.00	30,876.49	-30,876.49	30,876.49	30,876.49
51102 Permanent Fringe	71,100.00	8,372.43	0.00	69,847.92	0.00	69,847.92	1,252.08	69,847.92	69,847.92
51103 Employee Leave Payof	68,000.00	24,197.46	0.00	111,026.22	0.00	111,026.22	-43,026.22	111,026.22	111,026.22
51104 Perm Fringe-Health&W	844,600.00	101,488.22	0.00	689,697.13	0.00	689,697.13	154,902.87	689,697.13	689,697.13
51105 Perm Fringe-Life&Dis	9,900.00	1,202.91	0.00	9,858.97	0.00	9,858.97	41.03	9,858.97	9,858.97
51107 Perm Fringe-Pension,	485,800.00	59,457.42	0.00	460,563.21	0.00	460,563.21	25,236.79	460,563.21	460,563.21
51109 Leave Payoff At Term	32,700.00	3,800.00	0.00	36,500.00	0.00	36,500.00	-3,800.00	36,500.00	36,500.00
51201 Non-Permanent Salari	0.00	8,302.18	0.00	156,004.51	0.00	156,004.51	-156,004.51	156,004.51	156,004.51
51202 Non-Permanent Fringe	0.00	637.78	0.00	12,171.23	0.00	12,171.23	-12,171.23	12,171.23	12,171.23
51301 Overtime	125,000.00	3,192.50	0.00	39,473.17	0.00	39,473.17	85,526.83	39,473.17	39,473.17
51401 Premium Pay	104,300.00	17,978.87	0.00	136,453.39	0.00	136,453.39	-32,153.39	136,453.39	136,453.39
52302 Gen Svc Pens Oblig B	145,400.00	467.67	0.00	145,671.15	0.00	145,671.15	-271.15	145,671.15	145,671.15
52403 HRA Payments	17,100.00	95.00	0.00	2,430.00	0.00	2,430.00	14,670.00	2,430.00	2,430.00
52601 Worker's Compensatio	278,600.00	18,400.00	0.00	297,000.00	0.00	297,000.00	-18,400.00	297,000.00	297,000.00
52901 Recurring Vehicle Al	5,400.00	606.47	0.00	7,390.22	0.00	7,390.22	-1,990.22	7,390.22	7,390.22
Tot: 51000 Employee Services	6,838,100.00	783,842.22	0.00	6,365,035.97	0.00	6,365,035.97	473,064.03	6,365,035.97	6,365,035.97
Tot: PER Personnel Expenditur	6,838,100.00	783,842.22	0.00	6,365,035.97	0.00	6,365,035.97	473,064.03	6,365,035.97	6,365,035.97
53302 Prof Svcs/Consulting	0.00	127,164.80	71,335.20	127,164.80	111,107.50	238,272.30	-238,272.30	238,272.30	238,272.30
53303 Public Relations & I	64,000.00	2,348.86	0.00	21,703.49	0.00	21,703.49	42,296.51	21,703.49	21,703.49
53401 Hazardous Waste Mana	37,100.00	6,082.53	0.00	54,157.66	0.00	54,157.66	-17,057.66	54,157.66	54,157.66
53402 Specialized Services	207,800.00	20,997.20	4,767.00	45,114.20	4,767.00	49,881.20	157,918.80	49,881.20	49,881.20
53407 Contract Transportat	2,472,700.00	154,736.38	0.00	2,177,325.85	0.00	2,177,325.85	295,374.15	2,177,325.85	2,177,325.85
Tot: 53000 Purchased Prof and T	2,781,600.00	311,329.77	76,102.20	2,425,466.00	115,874.50	2,541,340.50	240,259.50	2,541,340.50	2,541,340.50
54101 Utilities	541,300.00	31,048.07	0.00	391,824.04	0.00	391,824.04	149,475.96	391,824.04	391,824.04
54241 Landscaping & Ground	15,000.00	4,990.18	0.00	24,816.69	0.00	24,816.69	-9,816.69	24,816.69	24,816.69
54301 O/S Repair, Maint &	20,000.00	25,421.42	-3,105.00	150,456.64	3,105.00	153,561.64	-133,561.64	153,561.64	153,561.64
54303 Service Contracts-Of	882,000.00	8,447.02	-4,097.02	703,352.10	199,420.98	902,773.08	-20,773.08	902,773.08	902,773.08
54304 O/S Repair & Maint.-	137,200.00	28,578.01	0.00	277,100.43	0.00	277,100.43	-139,900.43	277,100.43	277,100.43
54305 O/S Repair & Maint.-	36,600.00	7,579.25	0.00	39,137.40	12,300.00	51,437.40	-14,837.40	51,437.40	51,437.40
54306 Security Services	10,000.00	0.00	0.00	0.00	0.00	0.00	10,000.00	0.00	0.00
54421 Equipment Rentals--E	4,000.00	0.00	0.00	612.95	0.00	612.95	3,387.05	612.95	612.95
54501 Buildings & Improvem	250,000.00	8,516.84	0.00	80,729.09	0.00	80,729.09	169,270.91	80,729.09	80,729.09
Tot: 54000 Purchased Property S	1,896,100.00	114,580.79	-7,202.02	1,668,029.34	214,825.98	1,882,855.32	13,244.68	1,882,855.32	1,882,855.32

Report ID: ZGLS0030

City of Fresno
EXPENDITURE SUMMARY REPORT BY FUND AND DEPARTMENT
Fiscal Year 2020 / Period 012
Fund 43504 and Departments 45 Thru 45

Page No. 2
Run Date 12/17/2020
Run Time 09:03:29

Fund Type: 40000F Enterprise
Subfund: 43500F Fresno Transit System
Detail Fund: 43504 Federal Operating-43504
Department: 450000 Transportation Department
BY: 2020

Acct	Appropriation	M-T-D Expended	M-T-D Encumbered	Y-T-D Expended	Y-T-D Encumbered	Y-T-D Exp + Enc	Free Balance	Projection 1	Projection 2
55301 Communications	0.00	104.00	0.00	208.00	0.00	208.00	-208.00	208.00	208.00
55501 Printing & Binding--	78,700.00	0.00	0.00	22,499.02	0.00	22,499.02	56,200.98	22,499.02	22,499.02
55801 Training	29,800.00	9.22	0.00	14,290.65	0.00	14,290.65	15,509.35	14,290.65	14,290.65
55803 Travel & Conference	20,000.00	9.22	0.00	21,760.02	0.00	21,760.02	-1,760.02	21,760.02	21,760.02
55804 Misc. Subsistence Ex	300.00	0.00	0.00	302.91	0.00	302.91	-2.91	302.91	302.91
55805 Mileage Reimbursemen	0.00	0.00	0.00	131.08	0.00	131.08	-131.08	131.08	131.08
Tot: 55000 Other Purchased Serv	128,800.00	122.44	0.00	59,191.68	0.00	59,191.68	69,608.32	59,191.68	59,191.68
56101 Clothing & Personal	42,700.00	3,747.20	0.00	56,167.17	0.00	56,167.17	-13,467.17	56,167.17	56,167.17
56102 Office Equipment--Un	2,000.00	0.00	0.00	2,269.22	0.00	2,269.22	-269.22	2,269.22	2,269.22
56104 Freight	0.00	152.04	0.00	377.97	0.00	377.97	-377.97	377.97	377.97
56105 Small Tools For Fiel	30,500.00	2,992.45	0.00	10,461.72	0.00	10,461.72	20,038.28	10,461.72	10,461.72
56106 Postage	800.00	0.00	0.00	44.92	0.00	44.92	755.08	44.92	44.92
56107 Office Supplies	3,000.00	85.00	0.00	7,036.99	0.00	7,036.99	-4,036.99	7,036.99	7,036.99
56110 Computer Software	205,300.00	0.00	0.00	1,050.00	0.00	1,050.00	204,250.00	1,050.00	1,050.00
56112 Cleaning & Janitoria	57,000.00	6,301.97	0.00	57,178.77	0.00	57,178.77	-178.77	57,178.77	57,178.77
56115 Materials & Parts--V	113,800.00	9,471.59	0.00	127,559.81	0.00	127,559.81	-13,759.81	127,559.81	127,559.81
56116 Materials & Parts--E	36,600.00	1,602.42	0.00	24,084.95	9,949.12	34,034.07	2,565.93	34,034.07	34,034.07
56118 Dormitory & Kitchen	100.00	0.00	0.00	0.00	0.00	0.00	100.00	0.00	0.00
56121 Inventory	1,064,900.00	184,226.56	-9,902.26	1,301,371.49	17,612.77	1,318,984.26	-254,084.26	1,318,984.26	1,318,984.26
56123 Materials & Parts -	500.00	73.27	0.00	3,580.31	0.00	3,580.31	-3,080.31	3,580.31	3,580.31
56124 Materials & Supplies	397,700.00	23,519.81	-24,132.31	271,998.84	85,044.69	357,043.53	40,656.47	357,043.53	357,043.53
56240 Oils & Lubricants	0.00	0.00	0.00	3,134.90	0.00	3,134.90	-3,134.90	3,134.90	3,134.90
Tot: 56000 Supplies	1,954,900.00	232,172.31	-34,034.57	1,866,317.06	112,606.58	1,978,923.64	-24,023.64	1,978,923.64	1,978,923.64
57411 New Machinery & Equi	0.00	0.00	0.00	437.32	0.00	437.32	-437.32	437.32	437.32
57412 Replacement Machiner	0.00	0.00	0.00	949.10	0.00	949.10	-949.10	949.10	949.10
57413 Equipment	171,300.00	0.00	0.00	0.00	0.00	0.00	171,300.00	0.00	0.00
57431 Furniture & Fixtures	700.00	0.00	0.00	1,661.64	0.00	1,661.64	-961.64	1,661.64	1,661.64
Tot: 57000 Property	172,000.00	0.00	0.00	3,048.06	0.00	3,048.06	168,951.94	3,048.06	3,048.06
58005 Miscellaneous Expend	2,000.00	0.00	0.00	1,760.85	0.00	1,760.85	239.15	1,760.85	1,760.85
58016 Membership & Dues	0.00	0.00	0.00	1,252.00	0.00	1,252.00	-1,252.00	1,252.00	1,252.00
58017 Subscriptions & Publ	5,000.00	0.00	0.00	3,742.66	0.00	3,742.66	1,257.34	3,742.66	3,742.66
58027 License & Permits	20,000.00	0.00	0.00	8,084.50	0.00	8,084.50	11,915.50	8,084.50	8,084.50
58101 Sales/Use Tax Expens	0.00	0.00	0.00	8.35	0.00	8.35	-8.35	8.35	8.35

Report ID: ZGLS0030

City of Fresno
EXPENDITURE SUMMARY REPORT BY FUND AND DEPARTMENT
Fiscal Year 2020 / Period 012
Fund 43504 and Departments 45 Thru 45

Page No. 3
Run Date 12/17/2020
Run Time 09:03:29

Fund Type: 40000F Enterprise
Subfund: 43500F Fresno Transit System
Detail Fund: 43504 Federal Operating-43504
Department: 450000 Transportation Department
BY: 2020

Acct	Appropriation	M-T-D Expended	M-T-D Encumbered	Y-T-D Expended	Y-T-D Encumbered	Y-T-D Exp + Enc	Free Balance	Projection 1	Projection 2
Tot: 58000 Other Objects	27,000.00	0.00	0.00	14,848.36	0.00	14,848.36	12,151.64	14,848.36	14,848.36
Tot: NONPER Non Personnel Expend	6,960,400.00	658,205.31	34,865.61	6,036,900.50	443,307.06	6,480,207.56	480,192.44	6,480,207.56	6,480,207.56
59302 Info Systems Service	107,400.00	0.00	0.00	107,300.00	0.00	107,300.00	100.00	107,300.00	107,300.00
59303 Info Systems Equip C	62,700.00	0.00	0.00	60,900.00	0.00	60,900.00	1,800.00	60,900.00	60,900.00
59304 Property Self-Insura	23,300.00	0.00	0.00	23,300.00	0.00	23,300.00	0.00	23,300.00	23,300.00
59305 Liability Self-Insur	20,800.00	0.00	0.00	20,800.00	0.00	20,800.00	0.00	20,800.00	20,800.00
59306 Chgs For Msngr/Mail/	9,200.00	817.80	0.00	9,208.92	0.00	9,208.92	-8.92	9,208.92	9,208.92
59307 Charges For Telephon	49,500.00	0.00	0.00	26,896.92	0.00	26,896.92	22,603.08	26,896.92	26,896.92
59309 Facilities Managemen	355,500.00	0.00	0.00	355,500.00	0.00	355,500.00	0.00	355,500.00	355,500.00
59310 Non-Recurrin Spec Pr	0.00	0.00	0.00	1,935.97	0.00	1,935.97	-1,935.97	1,935.97	1,935.97
59312 Fleet Services Charg	217,600.00	0.00	0.00	962.32	0.00	962.32	216,637.68	962.32	962.32
59315 Employee/Visitor Prk	0.00	0.00	0.00	100.00	0.00	100.00	-100.00	100.00	100.00
59317 Fleet Special Projec	26,900.00	8,101.30	0.00	46,025.81	0.00	46,025.81	-19,125.81	46,025.81	46,025.81
59322 PeopleSoft Replaceme	20,900.00	0.00	0.00	20,700.00	0.00	20,700.00	200.00	20,700.00	20,700.00
59323 Network Replacement	35,800.00	0.00	0.00	35,800.00	0.00	35,800.00	0.00	35,800.00	35,800.00
59326 10C and 10X Charges	11,500.00	451.55	0.00	6,765.45	0.00	6,765.45	4,734.55	6,765.45	6,765.45
Tot: 59000 Interdepartmental Ch	941,100.00	9,370.65	0.00	716,195.39	0.00	716,195.39	224,904.61	716,195.39	716,195.39
Tot: IDCHRG Interdepartmental Ch	941,100.00	9,370.65	0.00	716,195.39	0.00	716,195.39	224,904.61	716,195.39	716,195.39
Tot Dept: 450000 Transportation Dep	14,739,600.00	1,451,418.18	34,865.61	13,118,131.86	443,307.06	13,561,438.92	1,178,161.08	13,561,438.92	13,561,438.92
Tot Fund: 43504	14,739,600.00	1,451,418.18	34,865.61	13,118,131.86	443,307.06	13,561,438.92	1,178,161.08	13,561,438.92	13,561,438.92
Tot Subf: 43500F Fresno Transit Sys	14,739,600.00	1,451,418.18	34,865.61	13,118,131.86	443,307.06	13,561,438.92	1,178,161.08	13,561,438.92	13,561,438.92
Tot Type: 40000F Enterprise	14,739,600.00	1,451,418.18	34,865.61	13,118,131.86	443,307.06	13,561,438.92	1,178,161.08	13,561,438.92	13,561,438.92
Total for BP 2020	14,739,600.00	1,451,418.18	34,865.61	13,118,131.86	443,307.06	13,561,438.92	1,178,161.08	13,561,438.92	13,561,438.92

Report ID: ZGLS0030

City of Fresno
EXPENDITURE SUMMARY REPORT BY FUND AND DEPARTMENT
Fiscal Year 2020 / Period 012
Fund 43504 and Departments 45 Thru 45

Page No. 4
Run Date 12/17/2020
Run Time 09:03:29

Fund Type: 40000F Enterprise
Subfund: 43500F Fresno Transit System
Detail Fund: 43504 Federal Operating-43504
Department: 450000 Transportation Department
BY: PrYr

Acct	Appropriation	M-T-D Expended	M-T-D Encumbered	Y-T-D Expended	Y-T-D Encumbered	Y-T-D Exp + Enc	Free Balance	Projection 1	Projection 2
53302 Prof Svcs/Consulting	48,514.23	0.00	0.00	0.00	48,514.23	48,514.23	0.00	48,514.23	48,514.23
Tot: 53000 Purchased Prof and T	48,514.23	0.00	0.00	0.00	48,514.23	48,514.23	0.00	48,514.23	48,514.23
54303 Service Contracts-Of	9,720.00	0.00	0.00	0.00	9,720.00	9,720.00	0.00	9,720.00	9,720.00
54304 O/S Repair & Maint.-	58,826.76	0.00	0.00	514.51	58,826.76	59,341.27	-514.51	59,341.27	59,341.27
54305 O/S Repair & Maint.-	0.00	0.00	0.00	380.86	0.00	380.86	-380.86	380.86	380.86
54501 Buildings & Improvem	51,866.92	0.00	0.00	7,342.40	49,214.92	56,557.32	-4,690.40	56,557.32	56,557.32
Tot: 54000 Purchased Property S	120,413.68	0.00	0.00	8,237.77	117,761.68	125,999.45	-5,585.77	125,999.45	125,999.45
55501 Printing & Binding--	14,035.04	0.00	0.00	8,778.91	5,256.13	14,035.04	0.00	14,035.04	14,035.04
Tot: 55000 Other Purchased Serv	14,035.04	0.00	0.00	8,778.91	5,256.13	14,035.04	0.00	14,035.04	14,035.04
56115 Materials & Parts--V	0.00	0.00	0.00	784.13	0.00	784.13	-784.13	784.13	784.13
56121 Inventory	34,330.35	0.00	0.00	210.97	29,058.37	29,269.34	5,061.01	29,269.34	29,269.34
56124 Materials & Supplies	1,953.46	0.00	0.00	0.00	1,953.46	1,953.46	0.00	1,953.46	1,953.46
Tot: 56000 Supplies	36,283.81	0.00	0.00	995.10	31,011.83	32,006.93	4,276.88	32,006.93	32,006.93
58005 Miscellaneous Expend	0.00	0.00	0.00	135.58	0.00	135.58	-135.58	135.58	135.58
Tot: 58000 Other Objects	0.00	0.00	0.00	135.58	0.00	135.58	-135.58	135.58	135.58
Tot: NONPER Non Personnel Expend	219,246.76	0.00	0.00	18,147.36	202,543.87	220,691.23	-1,444.47	220,691.23	220,691.23
Tot Dept: 450000 Transportation Dep	219,246.76	0.00	0.00	18,147.36	202,543.87	220,691.23	-1,444.47	220,691.23	220,691.23
Tot Fund: 43504	219,246.76	0.00	0.00	18,147.36	202,543.87	220,691.23	-1,444.47	220,691.23	220,691.23
Tot Subf: 43500F Fresno Transit Sys	219,246.76	0.00	0.00	18,147.36	202,543.87	220,691.23	-1,444.47	220,691.23	220,691.23
Tot Type: 40000F Enterprise	219,246.76	0.00	0.00	18,147.36	202,543.87	220,691.23	-1,444.47	220,691.23	220,691.23

Report ID: ZGLS0030

City of Fresno
EXPENDITURE SUMMARY REPORT BY FUND AND DEPARTMENT
Fiscal Year 2020 / Period 012
Fund 43504 and Departments 45 Thru 45

Page No. 5
Run Date 12/17/2020
Run Time 09:04:11

Fund Type: 40000F Enterprise
Subfund: 43500F Fresno Transit System
Detail Fund: 43504 Federal Operating-43504
Department: 450000 Transportation Department
BY: PrYr

Acct	Appropriation	M-T-D Expended	M-T-D Encumbered	Y-T-D Expended	Y-T-D Encumbered	Y-T-D Exp + Enc	Free Balance	Projection 1	Projection 2
Total for BP PrYr	219,246.76	0.00	0.00	18,147.36	202,543.87	220,691.23	-1,444.47	220,691.23	220,691.23
Grand Total	14,958,846.76	1,451,418.18	34,865.61	13,136,279.22	645,850.93	13,782,130.15	1,176,716.61	13,782,130.15	13,782,130.15

End of Report

Report ID: ZGLS0030

City of Fresno
EXPENDITURE SUMMARY REPORT BY FUND AND DEPARTMENT
Fiscal Year 2020 / Period 012
Fund 43505 and Departments 45 Thru 45

Page No. 1
Run Date 12/17/2020
Run Time 09:04:47

Fund Type: 40000F Enterprise
Subfund: 43500F Fresno Transit System
Detail Fund: 43505 Grant Funded Operating Support
Department: 450000 Transportation Department
BY: 2020

Acct		Appropriation	M-T-D Expended	M-T-D Encumbered	Y-T-D Expended	Y-T-D Encumbered	Y-T-D Exp + Enc	Free Balance	Projection 1	Projection 2
51101	Permanent Salaries	5,385,200.00	93,671.49	0.00	3,781,728.11	0.00	3,781,728.11	1,603,471.89	3,781,728.11	3,781,728.11
511011	Permanent Salaries -	0.00	5,457.91	0.00	27,299.00	0.00	27,299.00	-27,299.00	27,299.00	27,299.00
51102	Permanent Fringe	125,000.00	2,150.09	0.00	111,368.98	0.00	111,368.98	13,631.02	111,368.98	111,368.98
51103	Employee Leave Payof	3,300.00	-12,452.15	0.00	48,482.01	0.00	48,482.01	-45,182.01	48,482.01	48,482.01
51104	Perm Fringe-Health&W	1,044,000.00	24,483.59	0.00	811,844.26	0.00	811,844.26	232,155.74	811,844.26	811,844.26
51105	Perm Fringe-Life&Dis	4,100.00	-255.05	0.00	2,873.62	0.00	2,873.62	1,226.38	2,873.62	2,873.62
51107	Perm Fringe-Pension,	570,300.00	9,928.90	0.00	414,748.20	0.00	414,748.20	155,551.80	414,748.20	414,748.20
51109	Leave Payoff At Term	26,500.00	-3,800.00	0.00	22,700.00	0.00	22,700.00	3,800.00	22,700.00	22,700.00
51201	Non-Permanent Salari	28,100.00	0.00	0.00	0.00	0.00	0.00	28,100.00	0.00	0.00
51202	Non-Permanent Fringe	2,200.00	0.00	0.00	0.00	0.00	0.00	2,200.00	0.00	0.00
51301	Overtime	31,200.00	78,936.03	0.00	997,655.27	0.00	997,655.27	-966,455.27	997,655.27	997,655.27
51401	Premium Pay	18,900.00	-2,477.45	0.00	40,445.99	0.00	40,445.99	-21,545.99	40,445.99	40,445.99
52302	Gen Svc Pens Oblig B	98,000.00	-467.67	0.00	97,399.87	0.00	97,399.87	600.13	97,399.87	97,399.87
52403	HRA Payments	0.00	95.00	0.00	1,700.50	0.00	1,700.50	-1,700.50	1,700.50	1,700.50
Tot: 51000 Employee Services		7,336,800.00	195,270.69	0.00	6,358,245.81	0.00	6,358,245.81	978,554.19	6,358,245.81	6,358,245.81
Tot: PER Personnel Expenditur		7,336,800.00	195,270.69	0.00	6,358,245.81	0.00	6,358,245.81	978,554.19	6,358,245.81	6,358,245.81
53401	Hazardous Waste Mana	13,700.00	0.00	0.00	0.00	0.00	0.00	13,700.00	0.00	0.00
53402	Specialized Services	0.00	2,107.00	0.00	3,412.50	0.00	3,412.50	-3,412.50	3,412.50	3,412.50
Tot: 53000 Purchased Prof and T		13,700.00	2,107.00	0.00	3,412.50	0.00	3,412.50	10,287.50	3,412.50	3,412.50
54304	O/S Repair & Maint.-	50,400.00	0.00	0.00	-0.64	0.00	-0.64	50,400.64	-0.64	-0.64
54305	O/S Repair & Maint.-	13,400.00	0.00	0.00	0.00	0.00	0.00	13,400.00	0.00	0.00
Tot: 54000 Purchased Property S		63,800.00	0.00	0.00	-0.64	0.00	-0.64	63,800.64	-0.64	-0.64
56101	Clothing & Personal	15,600.00	0.00	0.00	0.00	0.00	0.00	15,600.00	0.00	0.00
56105	Small Tools For Fiel	9,500.00	0.00	0.00	0.00	0.00	0.00	9,500.00	0.00	0.00
56115	Materials & Parts--V	41,900.00	0.00	0.00	7.92	0.00	7.92	41,892.08	7.92	7.92
56116	Materials & Parts--E	13,400.00	0.00	0.00	0.00	0.00	0.00	13,400.00	0.00	0.00
56121	Inventory	391,800.00	0.00	862.19	477.76	862.19	1,339.95	390,460.05	1,339.95	1,339.95
56124	Materials & Supplies	132,200.00	0.00	0.00	33,334.35	114.67	33,449.02	98,750.98	33,449.02	33,449.02
56262	Alternative Fuel	0.00	0.00	0.00	534.32	0.00	534.32	-534.32	534.32	534.32
Tot: 56000 Supplies		604,400.00	0.00	862.19	34,354.35	976.86	35,331.21	569,068.79	35,331.21	35,331.21
58039	Recruitments	0.00	0.00	0.00	209.00	0.00	209.00	-209.00	209.00	209.00

Report ID: ZGLS0030

City of Fresno
EXPENDITURE SUMMARY REPORT BY FUND AND DEPARTMENT
Fiscal Year 2020 / Period 012
Fund 43505 and Departments 45 Thru 45

Page No. 2
Run Date 12/17/2020
Run Time 09:04:47

Fund Type: 40000F Enterprise
Subfund: 43500F Fresno Transit System
Detail Fund: 43505 Grant Funded Operating Support
Department: 450000 Transportation Department
BY: 2020

Acct	Appropriation	M-T-D Expended	M-T-D Encumbered	Y-T-D Expended	Y-T-D Encumbered	Y-T-D Exp + Enc	Free Balance	Projection 1	Projection 2
Tot: 58000 Other Objects	0.00	0.00	0.00	209.00	0.00	209.00	-209.00	209.00	209.00
Tot: NONPER Non Personnel Expend	681,900.00	2,107.00	862.19	37,975.21	976.86	38,952.07	642,947.93	38,952.07	38,952.07
59302 Info Systems Service	1,800.00	0.00	0.00	1,800.00	0.00	1,800.00	0.00	1,800.00	1,800.00
59303 Info Systems Equip C	4,400.00	0.00	0.00	4,400.00	0.00	4,400.00	0.00	4,400.00	4,400.00
Tot: 59000 Interdepartmental Ch	6,200.00	0.00	0.00	6,200.00	0.00	6,200.00	0.00	6,200.00	6,200.00
Tot: IDCHRG Interdepartmental Ch	6,200.00	0.00	0.00	6,200.00	0.00	6,200.00	0.00	6,200.00	6,200.00
Tot Dept: 450000 Transportation Dep	8,024,900.00	197,377.69	862.19	6,402,421.02	976.86	6,403,397.88	1,621,502.12	6,403,397.88	6,403,397.88
Tot Fund: 43505	8,024,900.00	197,377.69	862.19	6,402,421.02	976.86	6,403,397.88	1,621,502.12	6,403,397.88	6,403,397.88
Tot Subf: 43500F Fresno Transit Sys	8,024,900.00	197,377.69	862.19	6,402,421.02	976.86	6,403,397.88	1,621,502.12	6,403,397.88	6,403,397.88
Tot Type: 40000F Enterprise	8,024,900.00	197,377.69	862.19	6,402,421.02	976.86	6,403,397.88	1,621,502.12	6,403,397.88	6,403,397.88
Total for BP 2020	8,024,900.00	197,377.69	862.19	6,402,421.02	976.86	6,403,397.88	1,621,502.12	6,403,397.88	6,403,397.88

Report ID: ZGLS0030

City of Fresno
EXPENDITURE SUMMARY REPORT BY FUND AND DEPARTMENT
Fiscal Year 2020 / Period 012
Fund 43505 and Departments 45 Thru 45

Page No. 3
Run Date 12/17/2020
Run Time 09:04:47

Fund Type: 40000F Enterprise
Subfund: 43500F Fresno Transit System
Detail Fund: 43505 Grant Funded Operating Support
Department: 450000 Transportation Department
BY: PrYr

Acct	Appropriation	M-T-D Expended	M-T-D Encumbered	Y-T-D Expended	Y-T-D Encumbered	Y-T-D Exp + Enc	Free Balance	Projection 1	Projection 2
54304 O/S Repair & Maint.-	0.00	0.00	0.00	97.99	0.00	97.99	-97.99	97.99	97.99
Tot: 54000 Purchased Property S	0.00	0.00	0.00	97.99	0.00	97.99	-97.99	97.99	97.99
56121 Inventory	2,276.35	0.00	0.00	2,764.12	1,272.17	4,036.29	-1,759.94	4,036.29	4,036.29
Tot: 56000 Supplies	2,276.35	0.00	0.00	2,764.12	1,272.17	4,036.29	-1,759.94	4,036.29	4,036.29
Tot: NONPER Non Personnel Expend	2,276.35	0.00	0.00	2,862.11	1,272.17	4,134.28	-1,857.93	4,134.28	4,134.28
Tot Dept: 450000 Transportation Dep	2,276.35	0.00	0.00	2,862.11	1,272.17	4,134.28	-1,857.93	4,134.28	4,134.28
Tot Fund: 43505	2,276.35	0.00	0.00	2,862.11	1,272.17	4,134.28	-1,857.93	4,134.28	4,134.28
Tot Subf: 43500F Fresno Transit Sys	2,276.35	0.00	0.00	2,862.11	1,272.17	4,134.28	-1,857.93	4,134.28	4,134.28
Tot Type: 40000F Enterprise	2,276.35	0.00	0.00	2,862.11	1,272.17	4,134.28	-1,857.93	4,134.28	4,134.28

Report ID: ZGLS0030

City of Fresno
EXPENDITURE SUMMARY REPORT BY FUND AND DEPARTMENT
Fiscal Year 2020 / Period 012
Fund 43505 and Departments 45 Thru 45

Page No. 4
Run Date 12/17/2020
Run Time 09:05:11

Fund Type: 40000F Enterprise
Subfund: 43500F Fresno Transit System
Detail Fund: 43505 Grant Funded Operating Support
Department: 450000 Transportation Department
BY: PrYr

Acct	Appropriation	M-T-D Expended	M-T-D Encumbered	Y-T-D Expended	Y-T-D Encumbered	Y-T-D Exp + Enc	Free Balance	Projection 1	Projection 2
Total for BP PrYr	2,276.35	0.00	0.00	2,862.11	1,272.17	4,134.28	-1,857.93	4,134.28	4,134.28
Grand Total	8,027,176.35	197,377.69	862.19	6,405,283.13	2,249.03	6,407,532.16	1,619,644.19	6,407,532.16	6,407,532.16

End of Report

Report ID: ZGLS0040

Fund Type: 20000F Special Revenue
 Subfund: 22500F Measure C
 Detail Fund: 22505 Measure C Transit
 Department: 450000 Transportation Department
 Budget Period: 2020

City of Fresno
 REVENUE LEDGER SUMMARY BY FUND AND DEPARTMENT
 Fiscal Year 2020 / Period 012
 Fund 22505 and Departments 45 Thru 45

Page No. 1
 Run Date 12/17/2020
 Run Time 09:06:19

Account	Estimated Revenue/ Transfers	Actual Receipts	Transfers	Total Revenue/ Transfers	Balance Anticipated	Percent Received
30101 Transfer from Fund Balance	14,603,000.00	12,947,210.82	0.00	12,947,210.82	1,655,789.18	88.66
Tot: 30100A Prior Year Resources	14,603,000.00	12,947,210.82	0.00	12,947,210.82	1,655,789.18	88.66
31302 Measure "C" Revenue	11,380,200.00	10,720,959.92	0.00	10,720,959.92	659,240.08	94.21
Tot: 31300A Genral Sales & Use Taxes	11,380,200.00	10,720,959.92	0.00	10,720,959.92	659,240.08	94.21
36101 Interest	372,300.00	245,609.86	0.00	245,609.86	126,690.14	65.97
Tot: 36100A Interest Revenues	372,300.00	245,609.86	0.00	245,609.86	126,690.14	65.97
Tot: 30000A Revenues	26,355,500.00	23,913,780.60	0.00	23,913,780.60	2,441,719.40	90.74
43910 Transfers From Other Fund	0.00	8,167.20	0.00	8,167.20	-8,167.20	0.00
44910 Transfer To Other Fund	-4,988,500.00	-6,309,809.11	0.00	-6,309,809.11	1,321,309.11	126.49
Tot: TRANSFERSA Transfers	-4,988,500.00	-6,301,641.91	0.00	-6,301,641.91	1,313,141.91	126.32
Tot: 40000A Intragovernmental Transf	-4,988,500.00	-6,301,641.91	0.00	-6,301,641.91	1,313,141.91	126.32
Tot Dept: 450000 Transportation Departme	21,367,000.00	17,612,138.69	0.00	17,612,138.69	3,754,861.31	82.43
Tot Fund: 22505 Measure C Transit	21,367,000.00	17,612,138.69	0.00	17,612,138.69	3,754,861.31	82.43
Tot Subf: 22500F Measure C	21,367,000.00	17,612,138.69	0.00	17,612,138.69	3,754,861.31	82.43
Tot Type: 20000F Special Revenue	21,367,000.00	17,612,138.69	0.00	17,612,138.69	3,754,861.31	82.43
Tot Budget Period: 2020	21,367,000.00	17,612,138.69	0.00	17,612,138.69	3,754,861.31	82.43

Report ID: ZGLS0040

City of Fresno
REVENUE LEDGER SUMMARY BY FUND AND DEPARTMENT
Fiscal Year 2020 / Period 012
Fund 22505 and Departments 45 Thru 45

Page No. 2
Run Date 12/17/2020
Run Time 09:06:19

Fund Type: 20000F Special Revenue
Subfund: 22500F Measure C
Detail Fund: 22505 Measure C Transit
Department: 450000 Transportation Department
Budget Period: 2020

Account	Estimated Revenue/ Transfers	Actual Receipts	Transfers	Total Revenue/ Transfers	Balance Anticipated	Percent Received
Grand Total	21,367,000.00	17,612,138.69	0.00	17,612,138.69	3,754,861.31	82.43

End of Report

Report ID: ZGLS0040

Fund Type: 40000F Enterprise
 Subfund: 43500F Fresno Transit System
 Detail Fund: 43502 Fresno Transit Operating
 Department: 450000 Transportation Department
 Budget Period: 2020

City of Fresno
 REVENUE LEDGER SUMMARY BY FUND AND DEPARTMENT
 Fiscal Year 2020 / Period 012
 Fund 43502 and Departments 45 Thru 45

Page No. 1
 Run Date 12/17/2020
 Run Time 09:07:20

Account	Estimated Revenue/ Transfers	Actual Receipts	Transfers	Total Revenue/ Transfers	Balance Anticipated	Percent Received
30101 Transfer from Fund Balance	-1,260,300.00	-1,794,823.17	0.00	-1,794,823.17	534,523.17	142.41
Tot: 30100A Prior Year Resources	-1,260,300.00	-1,794,823.17	0.00	-1,794,823.17	534,523.17	142.41
33119 Advertising Program Income	280,000.00	397,417.96	0.00	397,417.96	-117,417.96	141.93
33120 Misc. Program Income	0.00	4,208.56	0.00	4,208.56	-4,208.56	0.00
Tot: 33100A Federal Revenues	280,000.00	401,626.52	0.00	401,626.52	-121,626.52	143.44
33506 State-TDA (LTF) Art-4	21,334,300.00	19,443,112.00	0.00	19,443,112.00	1,891,188.00	91.14
33518 State - TDA (STA) SB620	6,127,100.00	4,779,949.00	0.00	4,779,949.00	1,347,151.00	78.01
Tot: 33500A State Revenues	27,461,400.00	24,223,061.00	0.00	24,223,061.00	3,238,339.00	88.21
33820 COG--Local Transp Planning	34,300.00	29,275.00	0.00	29,275.00	5,025.00	85.35
33822 Other--Services	311,700.00	289,287.77	0.00	289,287.77	22,412.23	92.81
Tot: 33700A Local Government	346,000.00	318,562.77	0.00	318,562.77	27,437.23	92.07
34002 Variable Reimb fr Non-ISF Div	27,200.00	78,905.28	0.00	78,905.28	-51,705.28	290.09
Tot: 34000A Reimbursement for ID Servi	27,200.00	78,905.28	0.00	78,905.28	-51,705.28	290.09
34340 20 Single Ride Prepaid Cards	0.00	3,255.00	0.00	3,255.00	-3,255.00	0.00
34341 20SngleRd Prpd Crds Rdced Fare	0.00	24.00	0.00	24.00	-24.00	0.00
34342 50 Single Ride Prepaid Cards	0.00	314,980.35	0.00	314,980.35	-314,980.35	0.00
34343 50SngleRd Prpd Crds Rdced Fare	0.00	7,048.00	0.00	7,048.00	-7,048.00	0.00
34345 31 Day Regular Fare Pass	1,057,100.00	934,998.90	0.00	934,998.90	122,101.10	88.45
34346 31 Day Reduced Fare Pass	233,300.00	222,686.60	0.00	222,686.60	10,613.40	95.45
34347 Single Ride Card	386,300.00	28,508.75	0.00	28,508.75	357,791.25	7.38
34348 Single Ride Card Reduced Fare	2,400.00	1,304.90	0.00	1,304.90	1,095.10	54.37
34349 10 Ride Card	74,600.00	74,049.75	0.00	74,049.75	550.25	99.26
34350 10 Ride Card Reduced Fare	6,600.00	15,221.25	0.00	15,221.25	-8,621.25	230.63
34351 Passenger Fares	3,564,100.00	3,181,216.44	0.00	3,181,216.44	382,883.56	89.26
34352 Military Passes	36,200.00	24,559.00	0.00	24,559.00	11,641.00	67.84
34354 ID Card	1,300.00	870.00	0.00	870.00	430.00	66.92
34357 Handy Ride Revenues	177,900.00	173,328.00	0.00	173,328.00	4,572.00	97.43
34358 Special Rider Passes	9,500.00	24.00	0.00	24.00	9,476.00	0.25
34359 Contracted Revenue	687,600.00	361,639.64	0.00	361,639.64	325,960.36	52.59

Report ID: ZGLS0040

Fund Type: 40000F Enterprise
 Subfund: 43500F Fresno Transit System
 Detail Fund: 43502 Fresno Transit Operating
 Department: 450000 Transportation Department
 Budget Period: 2020

City of Fresno
 REVENUE LEDGER SUMMARY BY FUND AND DEPARTMENT
 Fiscal Year 2020 / Period 012
 Fund 43502 and Departments 45 Thru 45

Page No. 2
 Run Date 12/17/2020
 Run Time 09:07:20

Account	Estimated Revenue/ Transfers	Actual Receipts	Transfers	Total Revenue/ Transfers	Balance Anticipated	Percent Received
Tot: 34300A Transportation	6,236,900.00	5,343,714.58	0.00	5,343,714.58	893,185.42	85.68
36101 Interest	-350,500.00	370,571.53	0.00	370,571.53	-721,071.53	-105.73
Tot: 36100A Interest Revenues	-350,500.00	370,571.53	0.00	370,571.53	-721,071.53	-105.73
Tot: 38000A Internal Service Charges	0.00	0.00	0.00	0.00	0.00	0.00
39001 Credit Card Services	0.00	-3,765.83	0.00	-3,765.83	3,765.83	0.00
39009 Donations	0.00	2,000.00	0.00	2,000.00	-2,000.00	0.00
39010 Jury Duty Fees--Employees	2,000.00	18.74	0.00	18.74	1,981.26	0.94
39015 Miscellaneous--Other Revenue	3,000.00	3,255.82	0.00	3,255.82	-255.82	108.53
39021 Property Losses	100,000.00	220,923.61	0.00	220,923.61	-120,923.61	220.92
Tot: 39000A Other Revenue Sources	105,000.00	222,432.34	0.00	222,432.34	-117,432.34	211.84
39401 Bad Debt - Collections	0.00	-9.31	0.00	-9.31	9.31	0.00
Tot: 39400A Collection Effort Writeoff	0.00	-9.31	0.00	-9.31	9.31	0.00
Tot: 30000A Revenues	32,845,700.00	29,164,041.54	0.00	29,164,041.54	3,681,658.46	88.79
43910 Transfers From Other Fund	-50,000.00	2,511,937.09	0.00	2,511,937.09	-2,561,937.09	-5023.87
44910 Transfer To Other Fund	-2,500,000.00	-1,100,000.00	0.00	-1,100,000.00	-1,400,000.00	44.00
Tot: TRANSFERSA Transfers	-2,550,000.00	1,411,937.09	0.00	1,411,937.09	-3,961,937.09	-55.37
Tot: 40000A Intragovernmental Transf	-2,550,000.00	1,411,937.09	0.00	1,411,937.09	-3,961,937.09	-55.37
Tot Dept: 450000 Transportation Departme	30,295,700.00	30,575,978.63	0.00	30,575,978.63	-280,278.63	100.93
Tot Fund: 43502 Fresno Transit Operatin	30,295,700.00	30,575,978.63	0.00	30,575,978.63	-280,278.63	100.93
Tot Subf: 43500F Fresno Transit System	30,295,700.00	30,575,978.63	0.00	30,575,978.63	-280,278.63	100.93
Tot Type: 40000F Enterprise	30,295,700.00	30,575,978.63	0.00	30,575,978.63	-280,278.63	100.93

Report ID: ZGLS0040

City of Fresno
REVENUE LEDGER SUMMARY BY FUND AND DEPARTMENT
Fiscal Year 2020 / Period 012
Fund 43502 and Departments 45 Thru 45

Page No. 3
Run Date 12/17/2020
Run Time 09:07:20

Fund Type: 40000F Enterprise
Subfund: 43500F Fresno Transit System
Detail Fund: 43502 Fresno Transit Operating
Department: 450000 Transportation Department
Budget Period: 2020

Account	Estimated Revenue/ Transfers	Actual Receipts	Transfers	Total Revenue/ Transfers	Balance Anticipated	Percent Received
Tot Budget Period: 2020	30,295,700.00	30,575,978.63	0.00	30,575,978.63	-280,278.63	100.93

Report ID: ZGLS0040

Fund Type: 40000F Enterprise
Subfund: 43500F Fresno Transit System
Detail Fund: 43502 Fresno Transit Operating
Department: 450000 Transportation Department
Budget Period: 2020

City of Fresno
REVENUE LEDGER SUMMARY BY FUND AND DEPARTMENT
Fiscal Year 2020 / Period 012
Fund 43502 and Departments 45 Thru 45

Page No. 4
Run Date 12/17/2020
Run Time 09:07:33

Account	Estimated Revenue/ Transfers	Actual Receipts	Transfers	Total Revenue/ Transfers	Balance Anticipated	Percent Received
Grand Total	30,295,700.00	30,575,978.63	0.00	30,575,978.63	-280,278.63	100.93

End of Report

Report ID: ZGLS0040

City of Fresno
REVENUE LEDGER SUMMARY BY FUND AND DEPARTMENT
Fiscal Year 2020 / Period 012
Fund 43504 and Departments 45 Thru 45

Page No. 1
Run Date 12/17/2020
Run Time 09:08:36

Fund Type: 40000F Enterprise
Subfund: 43500F Fresno Transit System
Detail Fund: 43504 Federal Operating-43504
Department: 450000 Transportation Department
Budget Period: 2020

Account	Estimated Revenue/ Transfers	Actual Receipts	Transfers	Total Revenue/ Transfers	Balance Anticipated	Percent Received
30101 Transfer from Fund Balance	-5,319,800.00	-18,541,627.68	0.00	-18,541,627.68	13,221,827.68	348.54
Tot: 30100A Prior Year Resources	-5,319,800.00	-18,541,627.68	0.00	-18,541,627.68	13,221,827.68	348.54
Tot: 34300A Transportation	0.00	0.00	0.00	0.00	0.00	0.00
36101 Interest	0.00	-244,528.67	0.00	-244,528.67	244,528.67	0.00
Tot: 36100A Interest Revenues	0.00	-244,528.67	0.00	-244,528.67	244,528.67	0.00
39008 Refunds--Current Year	0.00	3,149.49	0.00	3,149.49	-3,149.49	0.00
39015 Miscellaneous--Other Revenue	3,200.00	2,856.37	0.00	2,856.37	343.63	89.26
Tot: 39000A Other Revenue Sources	3,200.00	6,005.86	0.00	6,005.86	-2,805.86	187.68
Tot: 30000A Revenues	-5,316,600.00	-18,780,150.49	0.00	-18,780,150.49	13,463,550.49	353.24
43910 Transfers From Other Fund	10,625,000.00	18,731,968.15	0.00	18,731,968.15	-8,106,968.15	176.30
44910 Transfer To Other Fund	50,000.00	0.00	0.00	0.00	50,000.00	0.00
Tot: TRANSFERSA Transfers	10,675,000.00	18,731,968.15	0.00	18,731,968.15	-8,056,968.15	175.48
Tot: 40000A Intragovernmental Transf	10,675,000.00	18,731,968.15	0.00	18,731,968.15	-8,056,968.15	175.48
Tot Dept: 450000 Transportation Departme	5,358,400.00	-48,182.34	0.00	-48,182.34	5,406,582.34	-0.90
Tot Fund: 43504 Federal Operating-43504	5,358,400.00	-48,182.34	0.00	-48,182.34	5,406,582.34	-0.90
Tot Subf: 43500F Fresno Transit System	5,358,400.00	-48,182.34	0.00	-48,182.34	5,406,582.34	-0.90
Tot Type: 40000F Enterprise	5,358,400.00	-48,182.34	0.00	-48,182.34	5,406,582.34	-0.90
Tot Budget Period: 2020	5,358,400.00	-48,182.34	0.00	-48,182.34	5,406,582.34	-0.90

Report ID: ZGLS0040

City of Fresno
REVENUE LEDGER SUMMARY BY FUND AND DEPARTMENT
Fiscal Year 2020 / Period 012
Fund 43504 and Departments 45 Thru 45

Page No. 2
Run Date 12/17/2020
Run Time 09:08:37

Fund Type: 40000F Enterprise
Subfund: 43500F Fresno Transit System
Detail Fund: 43504 Federal Operating-43504
Department: 450000 Transportation Department
Budget Period:2020

Account	Estimated Revenue/ Transfers	Actual Receipts	Transfers	Total Revenue/ Transfers	Balance Anticipated	Percent Received
Grand Total	5,358,400.00	-48,182.34	0.00	-48,182.34	5,406,582.34	-0.90

End of Report

Report ID: ZGLS0040

Fund Type: 40000F Enterprise
 Subfund: 43500F Fresno Transit System
 Detail Fund: 43505 Grant Funded Operating Support
 Department: 450000 Transportation Department
 Budget Period: 2020

City of Fresno
 REVENUE LEDGER SUMMARY BY FUND AND DEPARTMENT
 Fiscal Year 2020 / Period 012
 Fund 43505 and Departments 45 Thru 45

Page No. 1
 Run Date 12/17/2020
 Run Time 09:09:53

Account	Estimated Revenue/ Transfers	Actual Receipts	Transfers	Total Revenue/ Transfers	Balance Anticipated	Percent Received
30101 Transfer from Fund Balance	-2,545,700.00	-2,187,571.56	0.00	-2,187,571.56	-358,128.44	85.93
Tot: 30100A Prior Year Resources	-2,545,700.00	-2,187,571.56	0.00	-2,187,571.56	-358,128.44	85.93
33104 Fed-Grant	4,851,900.00	2,979,208.00	0.00	2,979,208.00	1,872,692.00	61.40
Tot: 33100A Federal Revenues	4,851,900.00	2,979,208.00	0.00	2,979,208.00	1,872,692.00	61.40
39010 Jury Duty Fees--Employees	0.00	58.60	0.00	58.60	-58.60	0.00
39015 Miscellaneous--Other Revenue	0.00	339.60	0.00	339.60	-339.60	0.00
Tot: 39000A Other Revenue Sources	0.00	398.20	0.00	398.20	-398.20	0.00
Tot: 30000A Revenues	2,306,200.00	792,034.64	0.00	792,034.64	1,514,165.36	34.34
43910 Transfers From Other Fund	4,520,800.00	2,196,066.06	0.00	2,196,066.06	2,324,733.94	48.58
Tot: TRANSFERSA Transfers	4,520,800.00	2,196,066.06	0.00	2,196,066.06	2,324,733.94	48.58
Tot: 40000A Intragovernmental Transf	4,520,800.00	2,196,066.06	0.00	2,196,066.06	2,324,733.94	48.58
Tot Dept: 450000 Transportation Departme	6,827,000.00	2,988,100.70	0.00	2,988,100.70	3,838,899.30	43.77
Tot Fund: 43505 Grant Funded Operating	6,827,000.00	2,988,100.70	0.00	2,988,100.70	3,838,899.30	43.77
Tot Subf: 43500F Fresno Transit System	6,827,000.00	2,988,100.70	0.00	2,988,100.70	3,838,899.30	43.77
Tot Type: 40000F Enterprise	6,827,000.00	2,988,100.70	0.00	2,988,100.70	3,838,899.30	43.77
Tot Budget Period: 2020	6,827,000.00	2,988,100.70	0.00	2,988,100.70	3,838,899.30	43.77

Report ID: ZGLS0040

Fund Type: 40000F Enterprise
Subfund: 43500F Fresno Transit System
Detail Fund: 43505 Grant Funded Operating Support
Department: 450000 Transportation Department
Budget Period: 2020

City of Fresno
REVENUE LEDGER SUMMARY BY FUND AND DEPARTMENT
Fiscal Year 2020 / Period 012
Fund 43505 and Departments 45 Thru 45

Page No. 2
Run Date 12/17/2020
Run Time 09:09:54

Account	Estimated Revenue/ Transfers	Actual Receipts	Transfers	Total Revenue/ Transfers	Balance Anticipated	Percent Received
Grand Total	6,827,000.00	2,988,100.70	0.00	2,988,100.70	3,838,899.30	43.77

End of Report

BEFORE THE
FRESNO COUNCIL OF GOVERNMENTS
RESOLUTION NO. 2021-06

IN THE MATTER OF:

RESOLUTION OF APPROVAL OF

**TRANSPORTATION DEVELOPMENT ACT
OF 1971**

TRANSPORTATION FUNDING CLAIM FOR THE
CITY OF FRESNO, 2021-06

WHEREAS, the Fresno Council of Governments (COG) is the administrator of the Local Transportation Fund as provided by Chapter 1400 of the California Statutes of 1971, and the State Transit Assistance Fund as provided by Chapter 161 & 322 of the Statutes of 1979 and 1982, respectively, and

WHEREAS, the COG has the authority to review claims and allocate such funds in accordance with the Transportation Development Act of 1971 and Chapter 3 of Title 21 of the California Code of Regulations; and

WHEREAS, the City of Fresno has submitted Transportation Funding Claim for its 2020-21 fiscal year apportionment.

NOW, THEREFORE, BE IT RESOLVED, that the Transportation Funding Claim submitted by the City of Fresno has been reviewed and the following findings are hereby made:

1. The Funding Claim submitted by the City of Fresno has been reviewed and found to be in conformance with the adopted Regional Transportation Plan.
2. That the COG finds that priority consideration has been given to claims to offset reductions in federal operating assistance and the unanticipated increase in the cost of fuel, to enhance existing public transportation services, and to meet high-priority regional, countywide, or area wide public transportation needs.
3. On June 25, 2020 the COG Board approved Resolution 2020-19 which found that public transportation needs within the County of Fresno and its sphere of influence will be reasonably met in 2020-21.

BE IT FURTHER RESOLVED, that the Fresno Council of Governments hereby approves the Transportation Funding Claim submitted by the City of Fresno and allocates monies from the Transportation Development Act in accordance with the attached claim which is hereby made a part of this resolution.

BE IT FURTHER RESOLVED, that the Auditor-Controller of the County of Fresno cause the approved claim to be paid in the manner and time directed by the Executive Director of the Fresno Council of Governments.

THE FOREGOING RESOLUTION was passed and adopted by the Fresno Council of Governments this 28th day of January, 2021.

AYES:

NOES:

ABSTAIN:

ABSENT:

ATTEST:

Signed: _ David Cardenas, Chair

I hereby certify that the foregoing is a true copy of a resolution of the Fresno Council of Governments duly adopted at a regular meeting dated above.

Signed: _ Tony Boren, Executive Director



December 8, 2020

To the Governing Board of the
Fresno Council of Governments
Fresno, California

We have audited the financial statements of the governmental activities, general fund, and the aggregate remaining fund information of Fresno Council of Governments (Fresno COG) for the year ended June 30, 2020. Professional standards require that we provide you with information about our responsibilities under generally accepted auditing standards, *Government Auditing Standards* and the Uniform Guidance, as well as certain information related to the planned scope and timing of our audit. We have communicated such information in our letter to you dated May 26, 2020. Professional standards also require that we communicate to you the following information related to our audit.

Significant Audit Matters

Qualitative Aspects of Accounting Practices

Management is responsible for the selection and use of appropriate accounting policies. The significant accounting policies used by Fresno COG are described in Note 1 to the financial statements. No new accounting policies were adopted and the application of existing policies was not changed during fiscal year 2020. We noted no transactions entered into by Fresno COG during the year for which there is a lack of authoritative guidance or consensus. All significant transactions have been recognized in the financial statements in the proper period.

Accounting estimates are an integral part of the financial statements prepared by management and are based on management's knowledge and experience about past and current events and assumptions about future events. Certain accounting estimates are particularly sensitive because of their significance to the financial statements and because of the possibility that future events affecting them may differ significantly from those expected. The most sensitive estimate affecting Fresno COG's financial statements was:

Management's estimate of the economic useful lives of capital assets is based on past history of similar types of assets, future plans to their use, and other factors that impact their economic value to Fresno COG. We evaluated the key factors and assumptions used to develop the economic useful lives of capital assets in determining that it is reasonable in relation to the financial statements taken as a whole.

The financial statement disclosures are neutral, consistent, and clear.

Difficulties Encountered in Performing the Audit

We encountered no significant difficulties in dealing with management in performing and completing our audit.

570 N. Magnolia Avenue, Suite 100
Clovis, CA 93611

tel 559.299.9540

fax 559.299.2344

Corrected and Uncorrected Misstatements

Professional standards require us to accumulate all known and likely misstatements identified during the audit, other than those that are clearly trivial, and communicate them to the appropriate level of management. The attached schedule summarizes material misstatements detected as a result of audit procedures. Management has corrected all such misstatements.

Disagreements with Management

For purposes of this letter, a disagreement with management is a financial accounting, reporting, or auditing matter, whether or not resolved to our satisfaction, that could be significant to the financial statements or the auditor's report. We are pleased to report that no such disagreements arose during the course of our audit.

Management Representations

We have requested certain representations from management that are included in the management representation letter dated December 8, 2020.

Management Consultations with Other Independent Accountants

In some cases, management may decide to consult with other accountants about auditing and accounting matters, similar to obtaining a "second opinion" on certain situations. If a consultation involves application of an accounting principle to Fresno COG's financial statements or a determination of the type of auditor's opinion that may be expressed on those statements, our professional standards require the consulting accountant to check with us to determine that the consultant has all the relevant facts. To our knowledge, there were no such consultations with other accountants.

Other Audit Findings or Issues

We generally discuss a variety of matters, including the application of accounting principles and auditing standards, with management each year prior to retention as Fresno COG's auditors. However, these discussions occurred in the normal course of our professional relationship and our responses were not a condition to our retention.

Other Matters

We applied certain limited procedures to the required supplementary information (RSI) that supplements the basic financial statements. Our procedures consisted of inquiries of management regarding the methods of preparing the information and comparing the information for consistency with management's responses to our inquiries, the basic financial statements, and other knowledge we obtained during our audit of the basic financial statements. We did not audit the RSI and do not express an opinion or provide any assurance on the RSI.

We were engaged to report on the supplementary information, which accompanies the financial statements but is not RSI. With respect to this supplementary information, we made certain inquiries of management and evaluated the form, content, and methods of preparing the information to determine that the information complies with accounting principles generally accepted in the United States of America, the method of preparing it has not changed from the prior period, and the information is appropriate and complete in relation to our audit of the financial statements. We compared and reconciled the supplementary information to the underlying accounting records used to prepare the financial statements or to the financial statements themselves.

Restriction on Use

This information is intended solely for the information and use of the Governing Board and management of Fresno Council of Governments and is not intended to be, and should not be, used by anyone other than these specified parties.

Very truly yours,

Price Pange & Company

Client: FCOG - FRESNO COUNCIL OF GOVERNMENTS
Engagement: 6-30-20 Audit
Current Period: 06/30/2020
Workpaper: Attachment: Corrected Audit Adjustments

Account	Description	Workpaper Reference	Debit	Credit	Net Income Effect
AJE100		K505			
To record prior period adjustment for YARTS understatement of revenue from various previous years.					
01-202.7	DEFERRED REVENUES-YARTS		331,452.30	0.00	
01-399	Prior period adjustments		0.00	331,452.30	
Total			331,452.30	331,452.30	0.00
AJE105		K505			
To correctly record current year YARTS activity from deferred revenue to misc. revenue					
01-202.7	DEFERRED REVENUES-YARTS		240,915.09	0.00	
01-484	MISCELLANEOUS INCOME		0.00	240,915.09	
Total			240,915.09	240,915.09	240,915.09
GRAND TOTAL			572,367.39	572,367.39	240,915.09

December 22, 2020

To the Governing Board of the
Fresno County Rural Transit Agency
Fresno, California

We have audited the financial statements of the Fresno County Rural Transit Agency (FCRTA) for the year ended June 30, 2020. Professional standards require that we provide you with information about our responsibilities under generally accepted auditing standards, *Government Auditing Standards* and the Uniform Guidance, as well as certain information related to the planned scope and timing of our audit. We have communicated such information in our letter to you dated May 26, 2020. Professional standards also require that we communicate to you the following information related to our audit.

Significant Audit Matters

Qualitative Aspects of Accounting Practices

Management is responsible for the selection and use of appropriate accounting policies. The significant accounting policies used by FCRTA are described in Note 1 to the financial statements. No new accounting policies were adopted and the application of existing policies was not changed during the fiscal year. We noted no transactions entered into by FCRTA during the year for which there is a lack of authoritative guidance or consensus. All significant transactions have been recognized in the financial statements in the proper period.

Accounting estimates are an integral part of the financial statements prepared by management and are based on management's knowledge and experience about past and current events and assumptions about future events. Certain accounting estimates are particularly sensitive because of their significance to the financial statements and because of the possibility that future events affecting them may differ significantly from those expected. The most sensitive estimate affecting FCRTA's financial statements was:

Management's estimate of the economic useful lives of capital assets is based on past history of similar types of assets, future plans on their use, and other factors that impact their economic value to FCRTA. We evaluated the key factors and assumptions used to develop the economic useful lives of capital assets in determining that it is reasonable in relation to the financial statements taken as a whole.

The financial statement disclosures are neutral, consistent, and clear.

Difficulties Encountered in Performing the Audit

We encountered no significant difficulties in dealing with management in performing and completing our audit.

Corrected and Uncorrected Misstatements

Professional standards require us to accumulate all known and likely misstatements identified during the audit, other than those that are clearly trivial, and communicate them to the appropriate level of management. There were no misstatements detected as a result of audit procedures.

570 N. Magnolia Avenue, Suite 100
Clovis, CA 93611

tel 559.299.9540
fax 559.299.2344

Disagreements with Management

For purposes of this letter, a disagreement with management is a financial accounting, reporting, or auditing matter, whether or not resolved to our satisfaction, that could be significant to the financial statements or the auditor's report. We are pleased to report that no such disagreements arose during the course of our audit.

Management Representations

We have requested certain representations from management that are included in the management representation letter dated December 22, 2020.

Management Consultations with Other Independent Accountants

In some cases, management may decide to consult with other accountants about auditing and accounting matters, similar to obtaining a "second opinion" on certain situations. If a consultation involves application of an accounting principle to FCRTA's financial statements or a determination of the type of auditor's opinion that may be expressed on those statements, our professional standards require the consulting accountant to check with us to determine that the consultant has all the relevant facts. To our knowledge, there were no such consultations with other accountants.

Other Audit Findings or Issues

We generally discuss a variety of matters, including the application of accounting principles and auditing standards, with management each year prior to retention as FCRTA's auditors. However, these discussions occurred in the normal course of our professional relationship and our responses were not a condition to our retention.

Other Matters

We applied certain limited procedures to the required supplementary information (RSI) that supplements the basic financial statements. Our procedures consisted of inquiries of management regarding the methods of preparing the information and comparing the information for consistency with management's responses to our inquiries, the basic financial statements, and other knowledge we obtained during our audit of the basic financial statements. We did not audit the RSI and do not express an opinion or provide any assurance on the RSI.

Restriction on Use

This information is intended solely for the information and use of the Governing Board and management of Fresno County Rural Transit Agency and is not intended to be, and should not be, used by anyone other than these specified parties.

Very truly yours,

Price Pange & Company

FRESNO COUNTY RURAL TRANSIT AGENCY

**FINANCIAL STATEMENTS AND
INDEPENDENT AUDITOR'S REPORT**

**FOR THE YEAR ENDED
JUNE 30, 2020 AND 2019**

FRESNO COUNTY RURAL TRANSIT AGENCY

**FINANCIAL STATEMENTS
JUNE 30, 2020 AND 2019**

TABLE OF CONTENTS

	<u>Page</u>
INDEPENDENT AUDITOR'S REPORT	1
MANAGEMENT'S DISCUSSION AND ANALYSIS	3
BASIC FINANCIAL STATEMENTS:	
Statements of Net Position	8
Statements of Revenues, Expenses and Changes in Net Position	9
Statements of Cash Flows.....	10
Notes to the Basic Financial Statements.....	11
OTHER INDEPENDENT AUDITOR'S REPORTS	
Independent Auditor's Report on Compliance with Rules and Regulations of the California Transportation Development Act and the Public Transportation Modernization Improvement and Services Enhancement Account (PTMISEA) Guidelines, and the Low Carbon Transit Operations Program (LCTOP) Guidelines	25



INDEPENDENT AUDITOR'S REPORT

To the Governing Board of the
Fresno County Rural Transit Agency
Fresno, California

Report on the Financial Statements

We have audited the accompanying financial statements of Fresno County Rural Transit Agency (FCRTA), as of and for the years ended June 30, 2020 and 2019, and the related notes to the financial statements, which collectively comprise the Fresno County Rural Transit Agency's basic financial statements as listed in the table of contents.

Management's Responsibility for the Financial Statements

Management is responsible for the preparation and fair presentation of these financial statements in accordance with accounting principles generally accepted in the United States of America; this includes the design, implementation, and maintenance of internal control relevant to the preparation and fair presentation of financial statements that are free from material misstatement, whether due to fraud or error.

Auditor's Responsibility

Our responsibility is to express opinions on these financial statements based on our audit. We conducted our audit in accordance with auditing standards generally accepted in the United States of America and the standards applicable to financial audits contained in *Government Auditing Standards*, issued by the Comptroller General of the United States. Those standards require that we plan and perform the audit to obtain reasonable assurance about whether the financial statements are free from material misstatement.

An audit involves performing procedures to obtain audit evidence about the amounts and disclosures in the financial statements. The procedures selected depend on the auditor's judgment, including the assessment of the risks of material misstatement of the financial statements, whether due to fraud or error. In making those risk assessments, the auditor considers internal control relevant to the FCRTA's preparation and fair presentation of the financial statements in order to design audit procedures that are appropriate in the circumstances, but not for the purpose of expressing an opinion on the effectiveness of the FCRTA's internal control. Accordingly, we express no such opinion. An audit also includes evaluating the appropriateness of accounting policies used and the reasonableness of significant accounting estimates made by management, as well as evaluating the overall presentation of the financial statements.

We believe that the audit evidence we have obtained is sufficient and appropriate to provide a basis for our audit opinion.

Opinion

In our opinion, the financial statements referred to above present fairly, in all material respects, the respective financial position of Fresno County Rural Transit Agency, as of June 30, 2020 and 2019, and the respective changes in financial position and cash flows thereof for the years then ended in accordance with accounting principles generally accepted in the United States of America.

570 N. Magnolia Avenue, Suite 100
Clovis, CA 93611

tel 559.299.9540
fax 559.299.2344

Other Matters

Required Supplementary Information

Accounting principles generally accepted in the United States of America require that the management's discussion and analysis on pages 3–6 be presented to supplement the basic financial statements. Such information, although not a part of the basic financial statements, is required by the Governmental Accounting Standards Board, who considers it to be an essential part of financial reporting for placing the basic financial statements in an appropriate operational, economic, or historical context. We have applied certain limited procedures to the required supplementary information in accordance with auditing standards generally accepted in the United States of America, which consisted of inquiries of management about the methods of preparing the information and comparing the information for consistency with management's responses to our inquiries, the basic financial statements, and other knowledge we obtained during our audit of the basic financial statements. We do not express an opinion or provide any assurance on the information because the limited procedures do not provide us with sufficient evidence to express an opinion or provide any assurance.

Other Reporting Required by Government Auditing Standards

In accordance with *Government Auditing Standards*, we have also issued our report dated December 22, 2020, on our consideration of the Fresno County Rural Transit Agency's internal control over financial reporting and on our tests of its compliance with certain provisions of laws, regulations, contracts and grant agreements and other matters. The purpose of that report is to describe the scope of our testing of internal control over financial reporting and compliance and the results to that testing, and not to provide an opinion on the effectiveness of FCRTA's internal control over financial reporting or on compliance. That report is an integral part of an audit performed in accordance with *Government Auditing Standards* in considering the Fresno County Rural Transit Agency's internal control over financial reporting and compliance.

Price Pange & Company

Clovis, California
December 22, 2020

**FRESNO COUNTY RURAL TRANSIT AGENCY
MANAGEMENT'S DISCUSSION AND ANALYSIS
JUNE 30, 2020 AND 2019**

The following discussion and analysis of the financial performance and activity of the Fresno County Rural Transit Agency Basic Financial Statements provides an introduction and understanding of the basic financial statements of the Fresno County Rural Transit Agency (FCRTA). This discussion has been prepared by management and should be read in conjunction with the financial statements and the notes thereto, which follow this section.

FCRTA is a voluntary Joint Powers Authority of the County of Fresno and 13 incorporated cities in Fresno County established on September 27, 1979, under a joint exercise of power agreement to provide public transit service for the rural areas consistent with the Regional Transportation Plan for Fresno County.

FCRTA currently operates an active fixed route and demand responsive bus fleet of 120. FCRTA has no direct employees and contracts for all management and transit operations functions. FCRTA also reimburses various member agencies for expenditures incurred providing transit service. FCRTA receives funds primarily from the Transportation Development Act (TDA), which is a ¼ cent sales tax administrated by the Fresno Council of Governments, State Transit Assistance (STA), Measure C Program – a local transportation fund generated by a ½ cent sales tax approved by the voters of Fresno County, transit fares and federal, state and local grants.

The Financial Statements

FCRTA's basic financial statements include (1) the Statement of Net Position, (2) the Statement of Revenues, Expenses, and Changes in Net Position, (3) the Statement of Cash Flows and (4) the Notes to the Financial Statements. The financial statements are prepared in accordance with accounting principles generally accepted in the United States of America.

The Statement of Net Position reports assets, liabilities, and the difference between the two as net position. The entire equity section is combined to report total net position and is displayed in three components – net investment in capital assets; restricted net position; and unrestricted net position.

The net position component *net investment in capital assets*, consists of capital assets including restricted capital assets, net of accumulated depreciation and reduced by the outstanding balances of any borrowings attributable to the acquisition, construction, or improvements of those assets.

Restricted net position consists of assets where constraints on their use are either (a) externally imposed by creditors (such as through debt covenants), grantors, contributors, or laws or regulations of other governments or (b) imposed by law through constitutional provisions or enabling legislation.

Unrestricted net position consists of net position that do not meet the definition of restricted or net investment in capital assets.

The Statement of Revenues, Expenses, and Changes in Net Position is reported using the accrual basis of accounting. Under this method, revenues are reported when earned and expenses are reported when incurred, regardless of when cash is received or paid. Revenues and expenses are categorized as either operating or non-operating based upon definitions provided by the Governmental Accounting Standards Board.

**FRESNO COUNTY RURAL TRANSIT AGENCY
MANAGEMENT'S DISCUSSION AND ANALYSIS
JUNE 30, 2020 AND 2019**

Financial Highlights

- Total net position of FCRTA was \$13,083,446 and consisted of net investment in capital assets, of \$12,524,644; and unrestricted net position of \$558,802.
- Net position increased \$593,018 during fiscal year 2020. The net position from business-type activities was unchanged.
- Total capital assets, net of accumulated depreciation, was \$12,524,644 at June 30, 2020, representing an increase of \$593,018 from June 30, 2019. The increase in capital assets was primarily the result of the excess of assets purchased over depreciation expense during the year.

Statement of Net Position

The Statement of Net Position provides a measure of the financial health of an entity at a specific date in time (i.e., year-end). A summary of FCRTA's Statement of Net Position for Business-Type Activities as of June 30, 2020, with comparative totals as of June 30, 2019 is as follows:

**Statements of Net Position
As of June 30, 2020 and 2019**

	<u>2020</u>	<u>2019</u>
Assets:		
Current and Other Assets	\$ 21,371,618	\$ 19,725,654
Capital Assets (Net of Depreciation)	<u>12,524,644</u>	<u>11,931,626</u>
 Total Assets	 <u>33,896,262</u>	 <u>31,657,280</u>
 Liabilities:		
Current and Other Liabilities	<u>20,812,816</u>	<u>19,166,852</u>
 Net Position:		
Net investment in capital assets	12,524,644	11,931,626
Unrestricted	<u>558,802</u>	<u>558,802</u>
 Total Net Position	 <u><u>\$ 13,083,446</u></u>	 <u><u>\$ 12,490,428</u></u>

Business-type activities include FCRTA's Enterprise Fund operations. These operations are highly capital intensive, devoting a significant portion of their financial resources to the maintenance and replacement of major capital equipment and facilities. This is evidenced by the higher proportion of capital assets to total assets. In fact, of the \$33,896,262 in total assets as of June 30, 2020, \$12,524,644 (37%) relate to capital assets.

All categories of net position have a positive balance, which means that, as a whole, the individual fund comprising the business-type activities has sufficient current assets to satisfy current liabilities and still have assets remaining for discretionary spending.

**FRESNO COUNTY RURAL TRANSIT AGENCY
MANAGEMENT'S DISCUSSION AND ANALYSIS
JUNE 30, 2020 AND 2019**

Statement of Net Position (Continued)

The make-up of net position, however, changed significantly from the prior year. Net position invested in capital assets increased by \$593,018 while unrestricted net position remains unchanged. The enterprise fund invested \$3,401,375 in capital assets during the year and had depreciation expense of \$2,808,357, causing the increase in net position, net investment in capital assets, to be \$593,018.

Statement of Revenues, Expenses, and Changes in Net Position

The Statement of Revenues, Expenses, and Changes in Net Position provide details of how net position changed from the beginning of the year to the end of the year, and whether net position increased or decreased. Thus, it indicates whether FCRTA, as a whole, is better off at June 30, 2020 than it was at June 30, 2019.

A summary of FCRTA's Statements of Revenues, Expenses, and Changes in Net Position for fiscal year ended June 30, 2020, with comparative totals for the year ended June 30, 2019 is as follows:

**Statements of Revenues, Expenses, and Changes in Net Position
As of June 30, 2020 and 2019**

	<u>2020</u>	<u>2019</u>
Revenues:		
Program Revenues	\$ 8,659,613	\$ 10,906,512
General Revenues	<u>328,746</u>	<u>305,718</u>
Total Revenues	<u>8,988,359</u>	<u>11,212,230</u>
Expenses:		
Program Expenses	<u>8,395,341</u>	<u>7,792,683</u>
Changes in Net Position	593,018	3,419,547
Net Position - Beginning	<u>12,490,428</u>	<u>9,070,881</u>
Net Position - Ending	<u>\$ 13,083,446</u>	<u>\$ 12,490,428</u>

The largest revenue categories listed on the Statements of Revenues, Expenses, and Changes in Net Position are state and local operating assistance derived from Transportation Development Act and Measure "C" revenues, and federal operating assistance derived from Federal Transportation Administration operating grants.

The largest operating expense category is contractual purchased transportation service (32%). Maintenance and repair constitute 14% of FCRTA's operating expense and salary and benefit reimbursement to members for providing transit service make up another 4%. The remaining operating expenses include administrative reimbursements, fuel, utilities, insurance, depreciation and miscellaneous.

**FRESNO COUNTY RURAL TRANSIT AGENCY
MANAGEMENT'S DISCUSSION AND ANALYSIS
JUNE 30, 2020 AND 2019**

Statement of Cash Flows

The Statement of Cash Flows provides detailed information about the cash received in the fiscal year and the uses of the cash received. This is the only cash-basis financial statement presented and it reconciles cash receipts and cash expenditures to the beginning and ending cash on hand.

Most of the cash received by FCRTA during the fiscal year was from capital and operating grants; most of the cash expenses were for operating expenses.

Capital Assets

FCRTA's capital assets activity are summarized below:

	<u>2020</u>	<u>2019</u>
Capital assets not being depreciated	\$ 1,266,642	\$ 357,190
Capital assets being depreciated	29,594,059	27,102,136
Less accumulated depreciation	<u>(18,336,057)</u>	<u>(15,527,700)</u>
 Total capital assets, net	 <u>\$ 12,524,644</u>	 <u>\$ 11,931,626</u>

It is important to note that the capital assets are reported at historical cost, net of accumulated depreciation. These amounts do not represent the market value or replacement cost of FCRTA assets, which would be significantly higher. Historical cost is used, pursuant to accounting standards, to provide an objective basis for reporting capital assets.

Additional information on FCRTA's capital assets can be found in Note 4 of notes to the financial statements.

Economic Factors and Next Year's Budget/Program

FCRTA's main source of operating funds comes from the Local Transportation Fund and Measure "C", both of which are derived from local sales tax. FCRTA also receives Section 5311 federal operating assistance from the Federal Transit Administration. The federal funds did not significantly decrease during the recent economic downturn, and local sales taxes appear to have bottomed out and are now increasing. FCRTA has adequate reserves set aside to continue operations and replace rolling stock.

Contacting FCRTA's Financial Management

The FCRTA Basic Financial Statements are designed to provide FCRTA's Board of Directors, management, creditors, legislative and oversight agencies, citizens and customers with an overview of FCRTA's finances and to demonstrate its accountability for funds received. For additional information about this report, please contact Les Beshears, Finance Director, Fresno County Rural Transit Agency, 2035 Tulare Street, Suite 201, Fresno, California 93721.

BASIC FINANCIAL STATEMENTS

FRESNO COUNTY RURAL TRANSIT AGENCY
STATEMENTS OF NET POSITION
JUNE 30, 2020 AND 2019

ASSETS	<u>2020</u>	<u>2019</u>
Current assets:		
Cash and investments	\$ 16,856,405	\$ 16,030,986
Receivables:		
Intergovernmental	4,270,077	3,213,739
Interest	76,218	85,139
Other	6,153	355,865
Inventory	73,211	28,318
Prepaid expenses	<u>89,554</u>	<u>11,607</u>
Total current assets	<u>21,371,618</u>	<u>19,725,654</u>
Noncurrent assets:		
Non-depreciable capital assets	1,266,642	357,190
Depreciable capital assets	29,594,059	27,102,136
Accumulated depreciation	<u>(18,336,057)</u>	<u>(15,527,700)</u>
Total noncurrent assets	<u>12,524,644</u>	<u>11,931,626</u>
Total assets	<u>33,896,262</u>	<u>31,657,280</u>
LIABILITIES		
Accounts payable	583,799	882,729
Due to members of other governmental entities	572,776	704,226
Unearned revenues	<u>19,656,241</u>	<u>17,579,897</u>
Total liabilities	<u>20,812,816</u>	<u>19,166,852</u>
NET POSITION		
Net investment in capital assets	12,524,644	11,931,626
Unrestricted	<u>558,802</u>	<u>558,802</u>
Total net position	<u>\$ 13,083,446</u>	<u>\$ 12,490,428</u>

The accompanying notes are an integral part of these financial statements.

**FRESNO COUNTY RURAL TRANSIT AGENCY
STATEMENTS OF REVENUES, EXPENSES AND CHANGES IN NET POSITION
FOR THE YEARS ENDED JUNE 30, 2020 AND 2019**

	<u>2020</u>	<u>2019</u>
Operating revenues:		
Fare revenues	\$ 579,443	\$ 616,210
Total operating revenues	<u>579,443</u>	<u>616,210</u>
Operating expenses:		
Salaries and employee benefits reimbursements	325,693	786,793
Administrative services reimbursements	692,238	622,205
Fuel and lubricants	316,804	395,321
Maintenance and repairs	1,218,100	900,106
Utilities	86,503	80,980
Purchased transportation	2,710,066	2,598,003
Casualty and liability insurance	175,512	231,976
Miscellaneous expenses	62,068	40,150
Depreciation	<u>2,808,357</u>	<u>2,137,149</u>
Total operating expenses	<u>8,395,341</u>	<u>7,792,683</u>
Operating income (loss)	<u>(7,815,898)</u>	<u>(7,176,473)</u>
Nonoperating revenues:		
Interest revenue	328,746	305,718
State and local operating assistance	1,222,828	3,211,508
Federal operating assistance	<u>3,455,967</u>	<u>1,522,098</u>
Total nonoperating revenues	<u>5,007,541</u>	<u>5,039,324</u>
Capital contributions	<u>3,401,375</u>	<u>5,556,696</u>
Changes in net position	593,018	3,419,547
Net position - beginning	<u>12,490,428</u>	<u>9,070,881</u>
Net position - ending	<u>\$ 13,083,446</u>	<u>\$ 12,490,428</u>

The accompanying notes are an integral part of these financial statements.

**FRESNO COUNTY RURAL TRANSIT AGENCY
STATEMENTS OF CASH FLOWS
FOR THE YEARS ENDED JUNE 30, 2020 AND 2019**

	<u>2020</u>	<u>2019</u>
Cash Flows from Operating Activities:		
Receipts from customers and users	\$ 586,470	\$ 628,587
Payments to suppliers	(5,814,511)	(4,268,346)
Payments to contracted employees	<u>(325,693)</u>	<u>(786,793)</u>
Net cash provided by (used in) operating activities	<u>(5,553,734)</u>	<u>(4,426,552)</u>
Cash Flows from Noncapital Financing Activities:		
Operating grants received	<u>3,966,307</u>	<u>4,251,578</u>
Net cash provided by (used in) noncapital financing activities	<u>3,966,307</u>	<u>4,251,578</u>
Cash Flows from Investing Activities:		
Interest received	<u>337,667</u>	<u>284,722</u>
Net cash provided by (used in) investing activities	<u>337,667</u>	<u>284,722</u>
Cash Flows from Capital and Related Financing Activities:		
Grant funds received for property and equipment acquisition	5,476,554	7,285,928
Acquisition of property and equipment	<u>(3,401,375)</u>	<u>(5,556,696)</u>
Net cash provided by (used in) capital and related financing activities	<u>2,075,179</u>	<u>1,729,232</u>
Net increase (decrease) in cash	825,419	1,838,980
Cash at beginning of year	<u>16,030,986</u>	<u>14,192,006</u>
Cash at end of year	<u>\$ 16,856,405</u>	<u>\$ 16,030,986</u>
Reconciliation of operating income (loss) to net cash provided by (used in) operating activities:		
Operating income (loss)	\$ (7,815,898)	\$ (7,176,473)
Adjustments to reconcile operating loss to net cash used in operating activities:		
Depreciation	2,808,357	2,137,149
Changes in operating assets and liabilities:		
(Increase) in other receivables	7,027	12,377
(Increase) in inventory	(44,893)	(28,318)
(Increase) in prepaid expenses	(77,947)	90,062
Increase (decrease) in accounts payable	(298,930)	289,067
Increase (decrease) in due to members and other governmental entities	<u>(131,450)</u>	<u>249,584</u>
Net cash provided by (used in) operating activities	<u>\$ (5,553,734)</u>	<u>\$ (4,426,552)</u>

The accompanying notes are an integral part of these financial statements.

**FRESNO COUNTY RURAL TRANSIT AGENCY
NOTES TO THE BASIC FINANCIAL STATEMENTS
JUNE 30, 2020 AND 2019**

NOTE 1 – GENERAL STATEMENT AND SUMMARY OF SIGNIFICANT ACCOUNTING POLICIES

General Statement

The Fresno County Rural Transit Agency ("FCRTA") is a joint powers authority of local governments formed on September 27, 1979 by the County of Fresno and 13 rural area incorporated cities within the County. The purpose of the organization is to provide a "Joint Powers Agency" to own, operate, and maintain a coordinated public transportation system within the County of Fresno. Each member agency provides for the operation of a public transportation system within its jurisdiction.

Basis of Accounting

FCRTA is accounted for as a Business-Type Activity, as defined by Government Accounting Standards Board (GASB) Statement No. 34, *Basic Financial Statements – Management's Discussion and Analysis – for State and Local Governments* and its financial statements are presented on the accrual basis of accounting. Under this method, revenues are recognized when they are earned, and expenses are recognized when they are incurred.

The financial statements are reported using the economic resources measurement focus and the accrual basis of accounting. Revenues are recorded when earned and expenses are recorded when a liability is incurred, regardless of the timing of related cash flows. Grants and similar items are recognized as revenue as soon as all eligibility requirements imposed by the provider have been met.

The financial statements distinguish operating revenues and expenses from nonoperating items. Operating revenues and expenses generally result from providing services in connection with ongoing operations. The principal operating revenues of FCRTA are charges to customers for services. Operating expenses include the cost of services, administrative expenses, and the depreciation of capital assets. All revenues and expenses not meeting this definition are reported as nonoperating revenues and expenses.

Intergovernmental revenues (primarily grants), which are received as reimbursement for specific purposes or projects, are recognized based upon the expenditures recorded. Intergovernmental revenues, which are usually unrestricted as to use and are revocable only for failure to meet prescribed compliance requirements, are reflected as revenues at the time of receipt or earlier, if they meet the availability criterion.

FCRTA receives grants from the Federal Transit Administration (FTA) and other agencies of the U.S. Department of Transportation, state, and, local transportation funds for the acquisition of transit-related equipment and improvements. Prior to July 1, 2011, capital grants were recognized as donated capital to the extent that project costs under the grant had been incurred. Capital grant funds earned, less amortization equal to accumulated depreciation of the related assets, were included in contributed capital. As required by GASB No. 33, *Accounting and Financial Reporting for Non-exchange Transactions*, as amended by GASB No. 36, *Recipient Reporting for Certain Shared Non-exchange Revenues*, FCRTA changed its method of accounting for capital grants from capital contributions to reserved nonoperating revenues.

**FRESNO COUNTY RURAL TRANSIT AGENCY
NOTES TO THE BASIC FINANCIAL STATEMENTS
JUNE 30, 2020 AND 2019**

NOTE 1 – GENERAL STATEMENT AND SUMMARY OF SIGNIFICANT ACCOUNTING POLICIES (Continued)

Assets, Liabilities and Net Position

Cash and Investments

In accordance with the Joint Powers Agreement, under which FCRTA is governed, all cash is deposited with the Fresno County Auditor-Controller/Treasurer. FCRTA's cash is held within Fresno County's cash and investment pool, which is managed by the Auditor-Controller/Treasurer as authorized by the County's investment policy.

For purposes of the Statement of Cash Flows, FCRTA considers all highly liquid investments with a maturity of three months or less when purchased to be cash equivalents. All cash and investments are pooled with FCRTA's pooled cash and investments.

Inventory

Inventory consists of replacement parts and small tools stated at cost and held for future maintenance on equipment. The cost is recorded as an expense as inventory items are consumed.

Capital Assets

Purchases of capital assets, consisting of transit vehicles and related equipment, are capitalized at cost at the time of the purchase. Capital assets purchased with federal or state capital grants are recorded as additions to capital assets, with the offset recorded as additions to contributed capital. Capital assets are defined by FCRTA as assets with an estimated useful life in excess of one year and an initial individual cost of \$5,000 or more. The costs of normal maintenance and repairs that do not add to the value of the asset or materially extend asset lives are not capitalized. Depreciation is computed using the straight-line method over the estimated useful life of the asset, ranging from two to ten years.

Unearned Revenues

FCRTA records unearned revenue for transactions for which revenues have not been earned and have not yet met the revenue recognition criteria based on the accrual basis of accounting.

Net Position

Net position is reported in three categories as follows:

Net investment in capital assets – This amount consists of capital assets net of accumulated depreciation.

Restricted – This amount is restricted by external creditors, grantors, contributors, or laws or regulations of other governments.

Unrestricted – This amount is all resources that do not meet the definition of "net investment in capital assets" or "restricted net position."

When both restricted and unrestricted net assets are available, unrestricted resources are used only after the restricted resources are depleted.

**FRESNO COUNTY RURAL TRANSIT AGENCY
NOTES TO THE BASIC FINANCIAL STATEMENTS
JUNE 30, 2020 AND 2019**

NOTE 1 – GENERAL STATEMENT AND SUMMARY OF SIGNIFICANT ACCOUNTING POLICIES (Continued)

Assets, Liabilities and Net Position (Continued)

Funding Sources

Federal

FTA The Federal Transit Administration (FTA) revenues provide funding for all related programs in a variety of areas. FTA funds generally require a match from state or local funds. These funds provide revenue for eligible planning and acquisition, construction, cost-effective lease, improvement, maintenance of equipment and facilities, capital, operating expenses, and paratransit activities, needed to provide efficient and coordinated public transportation service in both urbanized and non-urbanized areas.

State and Local

TDA The Transportation Development Act (TDA) provides for two major sources of funding for public transportation: the Local Transportation Fund (LTF) and the State Transit Assistance Fund (STA). These funds are for the development and support of public transportation needs that exist in California and are allocated to areas of each county based on population, taxable sales and transit performance.

PTMISEA Proposition 1B (The Highway Safety, Traffic Reduction, Air Quality, and Port Security Bond Act of 2006), includes the creation of the Public Transportation Modernization, Improvements, and Service Enhancement Account (PTMISEA). Capital projects eligible for funding by PTMISEA include rehabilitation, safety or modernization improvements; capital service enhancements or expansion; bus rapid transit improvements; and rolling stock procurement rehabilitation or replacement.

CTAF The Highway Safety, Traffic Reduction, Air Quality, and Port Security Bond Act of 2006 includes the creation of the California Transit Assistance Fund (CTAF). Capital projects eligible for funding by CTAF provide increased protection against security or safety threat.

LCTOP The Low Carbon Transit Operations Program (LCTOP) is one of several programs that are part of the Transit, Affordable Housing, and Sustainable Communities Program established by the California Legislature in 2014 by Senate Bill 862. The LCTOP was created to provide operating and capital assistance for transit agencies to reduce greenhouse gas emissions and improve mobility, with a priority on serving disadvantaged communities. Approved projects in LCTOP will support new or expanded bus or rail services, expand intermodal transit facilities, and may include equipment acquisition, fueling, maintenance and other costs to operate those services or facilities, with each project required to reduce greenhouse gas emissions.

SGR The Road Repair and Accountability Act of 2017, Senate Bill (SB) 1, includes the State of Good Repair (SGR). Transit capital projects are eligible for funding.

SJVAPCD The San Joaquin Valley Air District is a public health agency that sets control measures in areas where pollution exceeds standards. The District receives Federal and State grants annually from the California Air Resources Board and the United States Environmental Protection Agency. Other funding sources are DMV fees, Stationary sources and Permit Fees.

Measure "C" Measure "C" is a ½ cent sales tax approved by the voters of Fresno County to fund local transportation projects.

**FRESNO COUNTY RURAL TRANSIT AGENCY
NOTES TO THE BASIC FINANCIAL STATEMENTS
JUNE 30, 2020 AND 2019**

NOTE 1 – GENERAL STATEMENT AND SUMMARY OF SIGNIFICANT ACCOUNTING POLICIES (Continued)

Assets, Liabilities and Net Position (Continued)

Operating Expenses

FCRTA, in fulfilling its purpose of providing rural public transportation services, incurs three basic types of expenses: (1) reimbursement of rural public transportation expenses, which typically include salaries, wages, operating supplies, services and insurance, incurred by two member cities (the cities of Coalinga and Kerman) who provide partial rural transportation services; (2) purchased transportation costs in which FCRTA contracts with subcontractors to provide their own rural transportation services; and (3) reimbursement of administrative expenses incurred by the Fresno Council of Governments for the benefit of FCRTA, such as salaries and benefits, administration, legal and audit fees, and insurance.

Use of Estimates

The preparation of financial statements in conformity with accounting principles generally accepted in the United States of America requires management to make estimates and assumptions that affect the reported amounts of certain assets and liabilities and disclosures at the date of the basic financial statements and the reported amounts of revenues and expenses during the reporting period. As such, actual results could differ from those estimates.

NOTE 2 – CASH AND INVESTMENTS

Investments Authorized by the California Government Code and FCRTA's Investment Policy

The table below identified the investment types that are authorized for FCRTA by the California Government Code (or FCRTA's Investment Policy, where more restrictive). The table also identifies certain provisions of the California Government Code (or FCRTA's investment policy, where more restrictive) that address interest rate risk, credit risk, and concentration of credit risk.

<u>Authorized Investment Type</u>	<u>Maximum Maturity</u>	<u>Maximum Percentage of Portfolio</u>	<u>Maximum Percentage in One Issuer</u>
U.S. Treasury Bills, Notes and Bonds	5 Years	None	None
U.S. Government Agency Obligations	5 Years	None	None
Banker's Acceptances	180 Days	None	None
Commercial Paper	270 Days	None	None
Negotiable Certificates of Deposit	13 Months	None	None
Non-negotiable Certificates of Deposit	13 Months	None	None
Repurchase Agreements	Overnight	None	None
Local Agency Investment Fund (LAIF)	5 Years	None	None
Medium-Term Notes	5 Years	None	None
Mutual Funds	5 Years	None	None
Mortgage-Backed Securities	5 Years	None	None

**FRESNO COUNTY RURAL TRANSIT AGENCY
NOTES TO THE BASIC FINANCIAL STATEMENTS
JUNE 30, 2020 AND 2019**

NOTE 2 – CASH AND INVESTMENTS (Continued)

Disclosures Relating to Interest Rate Risk

Interest rate risk is the risk that changes in market interest rates will adversely affect the fair value of an investment. Generally, the longer the maturity of an investment, the greater the sensitivity of its fair value to changes in market interest rates. Information about the sensitivity of the fair values of FCRTA's investments to market interest rate fluctuations is provided by the following table that shows the distribution of FCRTA's investments by maturity.

Investment Type	Amount	Remaining Maturity (in Months)			
		12 Months or Less	13 to 24 Months	25 to 60 Months	More Than 60 Months
2020:					
County Investment Pool	\$ 16,856,405	\$ 16,856,405	\$ -	\$ -	\$ -
Total	\$ 16,856,405	\$ 16,856,405	\$ -	\$ -	\$ -
2019:					
County Investment Pool	\$ 16,030,986	\$ 16,030,986	\$ -	\$ -	\$ -
Total	\$ 16,030,986	\$ 16,030,986	\$ -	\$ -	\$ -

Disclosures Relating to Credit Risk

Generally, credit risk is the risk that an issuer of an investment will not fulfill its obligation to the holder of the investment. This is measured by the assignment of a rating by a nationally recognized statistical rating organization. Presented below is the minimum rating required by (where applicable) the California Government Code, FCRTA's investment policy, and the actual rating as of year-end for each investment type. The column marked "Exempt from Disclosure" identifies those investment types for which GASB No. 40 does not require disclosure as to credit risk:

Investment Type	Amount	Minimum Legal Rating	Exempt from Disclosure	Rating as of Year-End	
				AAA	Not Rated
2020:					
County Investment Pool	\$ 16,856,405	N/A	\$ 16,856,405	\$ -	\$ -
Total	\$ 16,856,405	N/A	\$ 16,856,405	\$ -	\$ -
2019:					
County Investment Pool	\$ 16,030,986	N/A	\$ 16,030,986	\$ -	\$ -
Total	\$ 16,030,986	N/A	\$ 16,030,986	\$ -	\$ -

Custodial credit risk does not apply to a local government's indirect investment in securities through the use of mutual funds or governmental investment pools. The County of Fresno issues a financial report that includes custodial credit risk disclosures for the County Investment Pool. The report may be obtained by writing to the Office of the Fresno County Auditor-Controller/Treasurer-Tax collector, 2281 Tulare Street, Fresno, California 93721.

**FRESNO COUNTY RURAL TRANSIT AGENCY
NOTES TO THE BASIC FINANCIAL STATEMENTS
JUNE 30, 2020 AND 2019**

NOTE 3 – INTERGOVERNMENTAL RECEIVABLES

Individual receivables from governmental entities related to grants consist of the following as of June 30:

	<u>2020</u>	<u>2019</u>
Fresno Council of Governments - LTF	\$ 185,538	\$ 461,762
Fresno Council of Governments - STA	133,766	1,107,602
Fresno Council of Governments - SGR	55,179	122,277
Fresno County Transportation Agency - Measure C	497,615	-
Caltrans - FTA Section 5311	<u>3,397,979</u>	<u>1,522,098</u>
Total	<u>\$ 4,270,077</u>	<u>\$ 3,213,739</u>

NOTE 4 – CAPITAL ASSETS AND DEPRECIATION

Capital assets activity for the year ended June 30, 2020 was as follows:

	<u>Balance July 1, 2019</u>	<u>Additions</u>	<u>Deletions</u>	<u>Balance June 30, 2020</u>
Capital assets not being depreciated:				
Capital grant funded	<u>\$ 357,190</u>	<u>\$ 909,452</u>	<u>\$ -</u>	<u>\$ 1,266,642</u>
Total capital assets not being depreciated	<u>357,190</u>	<u>909,452</u>	<u>-</u>	<u>1,266,642</u>
Capital assets being depreciated:				
Capital grant funded	27,075,363	2,491,923	-	29,567,286
Noncapital grant funded	<u>26,773</u>	<u>-</u>	<u>-</u>	<u>26,773</u>
Total capital assets being depreciated	<u>27,102,136</u>	<u>2,491,923</u>	<u>-</u>	<u>29,594,059</u>
Less accumulated depreciation for:				
Capital grant funded	15,500,927	2,808,357	-	18,309,284
Noncapital grant funded	<u>26,773</u>	<u>-</u>	<u>-</u>	<u>26,773</u>
Total accumulated depreciation	<u>15,527,700</u>	<u>2,808,357</u>	<u>-</u>	<u>18,336,057</u>
Total capital assets being depreciated, net	<u>11,574,436</u>	<u>(316,434)</u>	<u>-</u>	<u>11,258,002</u>
Capital assets, net	<u>\$ 11,931,626</u>	<u>\$ 593,018</u>	<u>\$ -</u>	<u>\$ 12,524,644</u>

FRESNO COUNTY RURAL TRANSIT AGENCY
NOTES TO THE BASIC FINANCIAL STATEMENTS
JUNE 30, 2020 AND 2019

NOTE 4 – CAPITAL ASSETS AND DEPRECIATION (Continued)

Capital assets activity for the year ended June 30, 2019 was as follows:

	Balance July 1, 2018	Additions	Deletions	Balance June 30, 2019
Capital assets not being depreciated:				
Capital grant funded	\$ -	\$ 357,190	\$ -	\$ 357,190
Total capital assets not being depreciated	-	357,190	-	357,190
Capital assets being depreciated:				
Capital grant funded	21,875,857	5,199,506	-	27,075,363
Noncapital grant funded	26,773	-	-	26,773
Total capital assets being depreciated	21,902,630	5,199,506	-	27,102,136
Less accumulated depreciation for:				
Capital grant funded	13,363,778	2,137,149	-	15,500,927
Noncapital grant funded	26,773	-	-	26,773
Total accumulated depreciation	13,390,551	2,137,149	-	15,527,700
Total capital assets being depreciated, net	8,512,079	3,062,357	-	11,574,436
Capital assets, net	\$ 8,512,079	\$ 3,419,547	\$ -	\$ 11,931,626

The fixed assets of FCRTA are comprised of transit vehicles and related equipment.

Depreciation expense for the years ended June 30, 2020 and 2019 was \$2,808,357 and \$2,137,149, respectively.

NOTE 5 – DUE TO MEMBERS AND OTHER GOVERNMENTAL ENTITIES

Individual payables to members and other governmental entities consist of the following as of June 30:

	2020	2019
Fresno County EOC - LTF	\$ 550,952	\$ 525,274
City of Coalinga	21,824	104,173
City of Kerman	-	15,115
City of Reedley	-	59,664
Total	\$ 572,776	\$ 704,226

**FRESNO COUNTY RURAL TRANSIT AGENCY
NOTES TO THE BASIC FINANCIAL STATEMENTS
JUNE 30, 2020 AND 2019**

NOTE 6 – UNEARNED REVENUE

FCRTA receives various sources of funding for its transit operations and capital purchases. Allocations are considered earned when they are properly spent for operations or capital acquisitions. Allocations received but not earned are recorded as unearned revenues.

Changes in the unearned revenue account for the year ended June 30, 2020 are summarized as follows:

	TDA	PTMISEA	CTAF	LCTOP	Measure "C"	SJVAPCD	SGR	Total
Unearned revenue, beginning of year	\$ 5,040,032	\$ 557,464	\$ 436,893	\$ 879	\$ 11,320,630	\$ -	\$ 223,999	\$ 17,579,897
Capital grants received	-	-	-	415,944	3,067,357	1,681,533	311,720	5,476,554
Capital grants allowed	-	(30,830)	(25,000)	-	(1,128,293)	(1,681,533)	(535,719)	(3,401,375)
Operating funds received	1,218,990	-	-	-	277,541	-	-	1,496,531
Operating funds allowed	(1,551,574)	-	-	-	(277,541)	-	-	(1,829,115)
Interest received	159,128	6,267	4,843	4,901	153,608	-	5,002	333,749
Unearned revenue, end of year	<u>\$ 4,866,576</u>	<u>\$ 532,901</u>	<u>\$ 416,736</u>	<u>\$ 421,724</u>	<u>\$ 13,413,302</u>	<u>\$ -</u>	<u>\$ 5,002</u>	<u>\$ 19,656,241</u>

Changes in the unearned revenue account for the year ended June 30, 2019 are summarized as follows:

	TDA	PTMISEA	CTAF	LCTOP	Measure "C"	SJVAPCD	SGR	Total
Unearned revenue, beginning of year	\$ 3,515,030	\$ 937,587	\$ 547,346	\$ -	\$ 9,890,908	\$ -	\$ 289,180	\$ 15,180,051
Capital grants received	-	-	-	265,518	3,129,895	2,546,329	285,567	6,227,309
Capital grants allowed	-	(390,372)	(117,679)	(265,518)	(1,879,608)	(2,546,329)	(357,189)	(5,556,695)
Operating funds received	3,981,032	-	-	-	1,223,629	-	-	5,204,661
Operating funds allowed	(2,563,960)	-	-	-	(1,223,629)	-	-	(3,787,589)
Interest received	107,930	10,249	7,226	879	179,435	-	6,441	312,160
Unearned revenue, end of year	<u>\$ 5,040,032</u>	<u>\$ 557,464</u>	<u>\$ 436,893</u>	<u>\$ 879</u>	<u>\$ 11,320,630</u>	<u>\$ -</u>	<u>\$ 223,999</u>	<u>\$ 17,579,897</u>

NOTE 7 – FARE REVENUE RATIO

FCRTA is required to maintain a minimum fare revenue to operating expenses ratio of 10% in accordance with the Transportation Development Act. The calculation of the fare revenue ratio is as follows for the years ended June 30:

	2020	2019
Fare revenues	<u>\$ 579,443</u>	<u>\$ 616,210</u>
Operating expenses	<u>\$ 8,395,341</u>	<u>\$ 7,792,683</u>
Allowable TDA adjustments:		
Depreciation	<u>(2,808,357)</u>	<u>(2,137,149)</u>
Net operating expenses	<u>\$ 5,586,984</u>	<u>\$ 5,655,534</u>
Fare revenue ratio	10.37%	10.90%

**FRESNO COUNTY RURAL TRANSIT AGENCY
NOTES TO THE BASIC FINANCIAL STATEMENTS
JUNE 30, 2020 AND 2019**

NOTE 8 – PROPOSITION 1B (PTMISEA FUNDING)

FCRTA receives Proposition 1B (PTMISEA) funding for approved capital projects. During the years ended June 30, 2020 and 2019, FCRTA did not receive additional Proposition 1B funds. These funds are held in an interest bearing account and have earned interest in the amount of \$6,267 and \$10,249 for the years ended June 30, 2020 and 2019, respectively. For the years ended June 30, 2020 and 2019, FCRTA expended \$30,830 and \$390,372, respectively, for capital projects. The remaining funds have been recorded as unearned revenue as of June 30, 2020 (see Note 6).

NOTE 9 – LOW CARBON TRANSIT OPERATION PROGRAM (LCTOP FUNDING)

FCRTA receives Low Carbon Transit Operation Program (LCTOP) funding for approved capital projects. During the years ended June 30, 2020 and 2019, FCRTA received LCTOP funds of \$415,944 and \$265,518, respectively. These funds are held in an interest bearing account and have earned interest of \$4,901 and \$879 for the years ended June 30, 2020 and 2019, respectively. For the years ended June 30, 2020 and 2019, FCRTA expended \$0 and \$265,518, respectively, for capital projects. The remaining funds have been recorded as unearned revenue as of June 30, 2020 (see Note 6).

NOTE 10 – CONTRACTUAL AGREEMENTS

Fresno Council of Governments (Fresno COG)

FCRTA has an on-going administrative agreement with Fresno COG to provide administrative services, including transit service management, marketing, financial and grant administration, and transportation planning services. Payment of services is based on a monthly cost reimbursement basis. For the years ended June 30, 2020 and 2019, FCRTA incurred \$528,609 and \$461,342, respectively, in administrative services provided by Fresno COG.

MV Public Transportation, Inc.

During July 2018, FCRTA entered into an operating agreement with MV Public Transportation, Inc. to provide transit operational services effective September 1, 2018 through August 31, 2021. For the years ended June 30, 2020 and 2019, FCRTA incurred \$2,710,066 and \$2,598,003, respectively, in operating services provided by MV Public Transportation.

**FRESNO COUNTY RURAL TRANSIT AGENCY
NOTES TO THE BASIC FINANCIAL STATEMENTS
JUNE 30, 2020 AND 2019**

NOTE 11 – RISK MANAGEMENT LIABILITY

FCRTA is exposed to various risks of loss related to torts; theft of, or damage to and destruction of assets; errors and omissions; and natural disasters. FCRTA is insured with commercial carriers.

FCRTA's schedule of insurance coverage is as follows for each of the years ended June 30, 2020 and 2019:

Type of Coverage	Amount of Coverage	Effective Dates
General Liability	\$2,000,000	7/1/19 - 6/30/20
Commercial Automobile Liability	Agg/\$1,000,000 Occ \$5,000,000 CSL	7/1/19 - 6/30/20
Automobile Excess Liability	\$5,000,000	7/1/19 - 6/30/20
Public Officials Liability	\$5,000,000	7/1/19 - 6/30/20

FCRTA required operators to maintain the following policies for each of the years ended June 30, 2020 and 2019:

Type of Coverage	Amount of Coverage	Effective Dates
Commercial General Liability	\$5,000,000	7/1/19 - 6/30/20
Automobile Liability (Any Auto)	\$2,000,000	7/1/19 - 6/30/20
Auto Physical Damage	\$1,000,000	7/1/19 - 6/30/20
Umbrella Liability, Excess Liability	\$13,000,000	7/1/19 - 6/30/20
Worker's Compensation	\$1,000,000	7/1/19 - 6/30/20

NOTE 12 – CONTINGENT LIABILITIES

Grants have been received by FCRTA for specific purposes that are subject to review and audit by the grantor agencies. Such audits could lead to a request for reimbursement for costs disallowed under the terms of the grants. The amount, if any, of costs that may be disallowed by the granting agencies cannot be determined at this time. Management expects such amounts, if any, to be immaterial.

NOTE 13 - CONTINGENCY

On March 11, 2020, the World Health Organization declared the outbreak of coronavirus (COVID-19) a pandemic. In response, the State of California issued Stay At Home Orders which include temporary closure of all businesses deemed to be nonessential. The most recent Regional Stay At Home Order, effective December 7, 2020 for Fresno County, requires individuals living in the San Joaquin Valley Region to stay at home, except allowed, to maintain continuity of the federal critical infrastructure sectors. Accordingly, some functions of FCRTA's operations have been limited to protect the health and safety of its employees. The financial impact that could occur as a result of the pandemic is unknown at this time.

**FRESNO COUNTY RURAL TRANSIT AGENCY
NOTES TO THE BASIC FINANCIAL STATEMENTS
JUNE 30, 2020 AND 2019**

NOTE 14 - SUBSEQUENT EVENTS

Management has evaluated and concluded that there are no other subsequent events that have occurred from June 30, 2020 through the date the financials were available to be issued at December 22, 2020, that would require disclosure or adjustment.

THIS PAGE IS LEFT BLANK INTENTIONALLY.

OTHER INDEPENDENT AUDITOR'S REPORTS

THIS PAGE IS LEFT BLANK INTENTIONALLY.

INDEPENDENT AUDITOR'S REPORT ON COMPLIANCE WITH RULES AND
REGULATIONS OF THE CALIFORNIA TRANSPORTATION DEVELOPMENT ACT
AND THE PUBLIC TRANSPORTATION MODERNIZATION IMPROVEMENT AND
SERVICES ENHANCEMENT ACCOUNT (PTMISEA) GUIDELINES, AND THE LOW
CARBON TRANSIT OPERATIONS PROGRAM (LCTOP) GUIDELINES

To the Governing Board of the
Fresno County Rural Transit Agency
Fresno, California

We have audited the financial statements of the Fresno County Rural Transit Agency (FCRTA), as of and for the year ended June 30, 2020, and have issued our report thereon dated December 22, 2020. We conducted our audit in accordance with auditing standards generally accepted in the United States of America and the standards applicable to financial audits contained in *Government Auditing Standards* issued by the Comptroller General of the United States; and was further made to determine compliance with the rules and regulations of the California Transportation Development Act, the PTMISEA statutes and guidelines, the LCTOP guidelines, the rules and regulations of the Fresno Council of Governments and the California Administrative Code.

Compliance

As a part of obtaining reasonable assurance about whether FCRTA's financial statements are free of material misstatement, we performed tests of its compliance with certain provisions of laws, regulations, contracts, and grant agreements, noncompliance with which could have a direct and material effect on the determination of the financial statements. Our procedures included the applicable audit procedures contained in Section 6667 of the California Code of Regulations, and tests of compliance with the applicable statutes, rules, and regulations of the Transportation Development Act. However, providing an opinion on compliance with those provisions was not an objective of our audit, and accordingly, we do not express such an opinion. The results of our tests disclosed no instances of noncompliance or other matters that are required to be reported under *Government Auditing Standards*. Among the items considered were determination of FCRTA's ability to receive funds allocated to it, the propriety of expenditures in accordance with the California Transportation Development Act and compliance with provisions of the following programs:

Public Transportation Modernization Improvement and Service Enhancement Account (PTMISEA)

In November 2006, California Voters passed a bond measure enacting the Highway Safety, Traffic Reduction, Air Quality and Port Security Bond Act of 2006. Of the \$19.925 billion of state general obligation bonds authorized, \$4 billion was set aside by the State as instructed by the statute as the Public Transportation Modernization Improvement and Service Enhancement Account (PTMISEA). These funds are available to the California Department of Transportation for intercity rail projects and to transit operators in California for rehabilitation, safety or modernization improvements, capital service enhancements or expansions, new capital projects, bus rapid transit improvements or for rolling stock procurement, rehabilitation or replacement.

During the fiscal year ended June 30, 2020, FCRTA did not receive PTMISEA funds and expended \$30,830 for the purchase of electronic fueling stations. As of June 30, 2020, FCRTA had unexpended PTMISEA funds, including interest earned, of \$532,901.

570 N. Magnolia Avenue, Suite 100
Clovis, CA 93611

tel 559.299.9540
fax 559.299.2344

Low Carbon Transit Operations Program (LCTOP)

The Low Carbon Transit Operations Program (LCTOP) is one of several programs that are part of the Transit, Affordable Housing, and Sustainable Communities Program established by the California Legislature in 2014 by Senate Bill 862. The LCTOP was created to provide operating and capital assistance for transit agencies to reduce greenhouse gas emissions and improve mobility, with a priority on serving disadvantaged communities. Approved projects in LCTOP will support new or expanded intermodal transit facilities, and may include equipment acquisition, fueling, maintenance and other costs to operate those services or facilities, with each project required to reduce greenhouse gas emissions.

During the fiscal year ended June 30, 2020, FCRTA received \$415,944 of LCTOP funds and did not expend any funds. As of June 30, 2020, FCRTA had unexpended LCTOP funds, including interest earned, of \$421,724.

Restriction on Use

This report is intended solely for the information and use of the Governing Board and management of Fresno County Rural Transit Agency, others within the organization, and federal award agencies and pass-through entities and is not intended to be, and should not be, used by anyone other than these specified parties.

Price Pange & Company

Clovis, California
December 22, 2020

INDEPENDENT AUDITOR'S REPORT ON INTERNAL CONTROL OVER
FINANCIAL REPORTING AND ON COMPLIANCE AND OTHER MATTERS
BASED ON AN AUDIT OF FINANCIAL STATEMENTS PERFORMED IN
ACCORDANCE WITH GOVERNMENT AUDITING STANDARDS

To the Governing Board of the
Fresno County Rural Transit Agency
Fresno, California

We have audited, in accordance with the auditing standards generally accepted in the United States of America and the standards applicable to financial audits contained in *Government Auditing Standards* issued by the Comptroller General of the United States, the financial statements of Fresno County Rural Transit Agency (FCRTA), as of and for the years ended June 30, 2020 and 2019, and the related notes to the financial statements, which collectively comprise FCRTA's basic financial statements, and have issued our report thereon dated December 22, 2020.

Internal Control over Financial Reporting

In planning and performing our audit of the financial statements, we considered FCRTA's internal control over financial reporting (internal control) as a basis for designing the audit procedures that are appropriate in the circumstances for the purpose of expressing our opinions on the financial statements, but not for the purpose of expressing an opinion on the effectiveness of FCRTA's internal control. Accordingly, we do not express an opinion on the effectiveness of FCRTA's internal control.

A *deficiency in internal control* exists when the design or operation of a control does not allow management or employees, in the normal course of performing their assigned functions, to prevent, or detect and correct, misstatements on a timely basis. A *material weakness* is a deficiency, or a combination of deficiencies, in internal control, such that there is a reasonable possibility that a material misstatement of the FCRTA's financial statements will not be prevented, or detected and corrected, on a timely basis. A *significant deficiency* is a deficiency, or a combination of deficiencies, in internal control that is less severe than a material weakness, yet important enough to merit attention by those charged with governance.

Our consideration of internal control was for the limited purpose described in the first paragraph of this section and was not designed to identify all deficiencies in internal control that might be material weaknesses or significant deficiencies. Given these limitations, during our audit we did not identify any deficiencies in internal control that we consider to be material weaknesses. However, material weaknesses may exist that have not been identified.

Compliance and Other Matters

As part of obtaining reasonable assurance about whether FCRTA's financial statements are free from material misstatement, we performed tests of its compliance with certain provisions of laws, regulations, contracts, and grant agreements, noncompliance with which could have a direct and material effect on the financial statements. However, providing an opinion on compliance with those provisions was not an objective of our audit, and accordingly, we do not express such an opinion. The results of our tests disclosed no instances of noncompliance or other matters that are required to be reported under *Government Auditing Standards*.

570 N. Magnolia Avenue, Suite 100
Clovis, CA 93611

tel 559.299.9540
fax 559.299.2344

Purpose of this Report

The purpose of this report is solely to describe the scope of our testing of internal control and compliance and the results of that testing, and not to provide an opinion on the effectiveness of the FCRTA's internal control or on compliance. This report is an integral part of an audit performed in accordance with *Government Auditing Standards* in considering FCRTA's internal control and compliance. Accordingly, this communication is not suitable for any other purpose.

Price Page & Company

Clovis, California
December 22, 2020

FRESNO COUNCIL OF GOVERNMENTS

**FINANCIAL STATEMENTS AND
INDEPENDENT AUDITOR'S REPORT**

**FOR THE YEAR ENDED
JUNE 30, 2020**

FRESNO COUNCIL OF GOVERNMENTS
JUNE 30, 2020

TABLE OF CONTENTS

	<u>Page</u>
Independent Auditor's Report	1
Management's Discussion and Analysis.....	3
 <u>BASIC FINANCIAL STATEMENTS</u>	
Government-Wide Financial Statements:	
Statement of Net Position	8
Statement of Activities	9
Fund Financial Statements:	
Governmental Funds:	
Balance Sheet	10
Statement of Revenues, Expenditures and Changes in Fund Balances	11
Fiduciary Funds:	
Statement of Fiduciary Net Position	12
Statement of Changes in Fiduciary Net Position	13
Notes to the Basic Financial Statements	14
 <u>REQUIRED SUPPLEMENTARY INFORMATION</u>	
General Fund:	
Explanatory Comments	27
Budgetary Comparison Schedule.....	28
Notes to the Required Supplementary Information	29
 <u>OTHER SUPPLEMENTARY INFORMATION</u>	
Governmental Funds – General Fund:	
Comparative Balance Sheets	33
Comparative Statements of Revenues, Expenditures and Changes in Fund Balances	34
Comparative Schedules of Grant Receipts and Expenditure Claims.....	35
Fiduciary Funds:	
Explanatory Comments	37
Combining Statement of Net Position – Trust Funds	38
Combining Statement of Changes in Net Position – Trust Funds	39
Schedule of Apportionments and Disbursements by Purpose – State Transit Assistance Fund.....	40
Schedule of Apportionments and Disbursements by Purpose – Local Transportation Fund.....	41
Schedule of Apportionments and Disbursements by Purpose – State of Good Repair Fund.....	42

**FRESNO COUNCIL OF GOVERNMENTS
JUNE 30, 2020**

TABLE OF CONTENTS

	<u>Page</u>
<u>OTHER SUPPLEMENTARY INFORMATION (Continued)</u>	
Schedule of Grant Receipts and Expenditure Claims.....	43
Schedule of Insurance Coverage.....	46
Schedule of Cost Allocation Plan Reconciliation and Fixed Rate Overhead Carryover	47
Schedule of Expenditures of Federal Awards.....	48
Notes to the Schedule of Expenditures of Federal Awards	49
OTHER AUDITOR'S REPORTS	
Independent Auditor's Report on Internal Control Over Financial Reporting and on Compliance and Other Matters Based on an Audit of Financial Statements Performed in Accordance with Government Auditing Standards	51
Independent Auditor's Report on Compliance for Each Major Program and on Internal Control Over Compliance Required by the Uniform Guidance	53
FINDINGS AND QUESTIONED COSTS	
Schedule of Findings and Questioned Costs.....	55
Summary Schedule of Prior Audit Findings	57



INDEPENDENT AUDITOR'S REPORT

To the Governing Board of the
Fresno Council of Governments
Fresno, California

Report on the Financial Statements

We have audited the accompanying financial statements of the governmental activities, General Fund, and the aggregate remaining fund information of the Fresno Council of Governments (Fresno COG), as of and for the year ended June 30, 2020, and the related notes to the financial statements, which collectively comprise the Fresno Council of Governments' basic financial statements as listed in the table of contents.

Management's Responsibility for the Financial Statements

Management is responsible for the preparation and fair presentation of these financial statements in accordance with accounting principles generally accepted in the United States of America; this includes the design, implementation, and maintenance of internal control relevant to the preparation and fair presentation of financial statements that are free from material misstatement, whether due to fraud or error.

Auditor's Responsibility

Our responsibility is to express opinions on these financial statements based on our audit. We conducted our audit in accordance with auditing standards generally accepted in the United States of America and the standards applicable to financial audits contained in *Government Auditing Standards*, issued by the Comptroller General of the United States. Those standards require that we plan and perform the audit to obtain reasonable assurance about whether the financial statements are free from material misstatement.

An audit involves performing procedures to obtain audit evidence about the amounts and disclosures in the financial statements. The procedures selected depend on the auditor's judgment, including the assessment of the risks of material misstatement of the financial statements, whether due to fraud or error. In making those risk assessments, the auditor considers internal control relevant to Fresno COG's preparation and fair presentation of the financial statements in order to design audit procedures that are appropriate in the circumstances, but not for the purpose of expressing an opinion on the effectiveness of Fresno COG's internal control. Accordingly, we express no such opinion. An audit also includes evaluating the appropriateness of accounting policies used and the reasonableness of significant accounting estimates made by management, as well as evaluating the overall presentation of the financial statements.

We believe that the audit evidence we have obtained is sufficient and appropriate to provide a basis for our audit opinions.

Opinions

In our opinion, the financial statements referred to above present fairly, in all material respects, the respective financial position of the governmental activities, general fund, and the aggregate remaining fund information of the Fresno Council of Governments, as of June 30, 2020, and the respective changes in financial position for the year then ended in accordance with accounting principles generally accepted in the United States of America.

570 N. Magnolia Avenue, Suite 100
Clovis, CA 93611

tel 559.299.9540
fax 559.299.2344

Other Matters

Required Supplementary Information

Accounting principles generally accepted in the United States of America require that the management's discussion and analysis on pages 3 – 6 and budgetary comparison information on page 28 be presented to supplement the basic financial statements. Such information, although not a part of the basic financial statements, is required by the Governmental Accounting Standards Board, who considers it to be an essential part of financial reporting for placing the basic financial statements in an appropriate operational, economic, or historical context. We have applied certain limited procedures to the required supplementary information in accordance with auditing standards generally accepted in the United States of America, which consisted of inquiries of management about the methods of preparing the information and comparing the information for consistency with management's responses to our inquiries, the basic financial statements, and other knowledge we obtained during our audit of the basic financial statements. We do not express an opinion or provide any assurance on the information because the limited procedures do not provide us with sufficient evidence to express an opinion or provide any assurance.

Other Information

Our audit was conducted for the purpose of forming opinions on the financial statements that collectively comprise Fresno COG's basic financial statements. The other supplementary information as listed in the table of contents (other supplementary information) is presented for purposes of additional analysis and is not a required part of the basic financial statements. The schedule of expenditures of federal awards is presented for purposes of additional analysis as required by Title 2 U.S. *Code of Federal Regulations* Part 200, *Uniform Administrative Requirements, Cost Principles, and Audit Requirements for Federal Awards*, and is also not a required part of the basic financial statements.

The other supplementary information and the schedule of expenditures of federal awards are the responsibility of management and were derived from and relate directly to the underlying accounting and other records used to prepare the basic financial statements. Such information has been subjected to the auditing procedures applied in the audit of the basic financial statements and certain additional procedures, including comparing and reconciling such information directly to the underlying accounting and other records used to prepare the basic financial statements or to the basic financial statements themselves, and other additional procedures in accordance with auditing standards generally accepted in the United States of America. In our opinion, the other supplementary information and the schedule of expenditures of federal awards are fairly stated in all material respects in relation to the basic financial statements as a whole.

Other Reporting Required by Government Auditing Standards

In accordance with *Government Auditing Standards*, we have also issued our report dated December 8, 2020, on our consideration of Fresno COG's internal control over financial reporting and on our tests of its compliance with certain provisions of laws, regulations, contracts, and grant agreements and other matters. The purpose of that report is to describe the scope of our testing of internal control over financial reporting and compliance and the results of that testing, and not to provide an opinion on the effectiveness of Fresno COG's internal control over financial reporting or on compliance. That report is an integral part of an audit performed in accordance with *Government Auditing Standards* in considering the Fresno Council of Governments' internal control over financial reporting and compliance.

Price Pange & Company

Clovis, California
December 8, 2020

**FRESNO COUNCIL OF GOVERNMENTS
MANAGEMENT'S DISCUSSION AND ANALYSIS
JUNE 30, 2020**

The following discussion and analysis of the financial performance and activity of the Fresno Council of Governments Basic Financial Statements provide an introduction and understanding of the basic financial statements of the Fresno Council of Governments (Fresno COG). This discussion has been prepared by management and should be read in conjunction with the financial statements and the notes thereto, which follow this section.

The Fresno Council of Governments is a voluntary association of the County of Fresno and the 15 incorporated cities in Fresno County established on September 24, 1969, under a joint exercise of power agreement, to provide a cooperative body for discussion and resolution of issues which go beyond individual boundaries. Fresno COG's major function is the activity generated by its responsibilities as a designated transportation-planning agency, complying with federal and state requirements.

Each year the Policy Board adopts an overall Work Program and Budget setting forth the work activities for the next fiscal year. The major revenue sources come from the Federal Highway Works Administration and Federal Transit Administration. Fresno COG also receives grants from the State Department of Transportation and a variety of local revenue sources including Planning funds from the Transportation Development Act fund. Fresno COG administrates the Local Transportation fund and State Transit Assistance fund, which consist of allocations to local governments in Fresno County from the proceeds of $\frac{1}{4}$ cent sales tax and the state highway account. In addition, the Fresno COG provides much of the planning for the Measure C Program, a local transportation fund generated by a $\frac{1}{2}$ cent sales tax approved by the voters of Fresno County.

The Financial Statements

Fresno COG's basic financial statements include (1) the Statement of Net Position and (2) the Statement of Activities. The financial statements are prepared in accordance with accounting principles generally accepted in the United States of America.

The Statement of Net Position reports assets, liabilities, and the difference between the two as Net Position. The entire equity section is combined to report total net position and is displayed in three components - invested in capital assets, net of related debt; restricted net position; and unrestricted net position.

The net position component *invested in capital assets, net of related debt*, consists of capital assets including restricted capital assets, net of accumulated depreciation and reduced by the outstanding balances of any borrowings attributable to the acquisition, construction, or improvements of those assets.

Restricted net position consists of assets where constraints on their use are either (a) externally imposed by creditors (such as through debt covenants), grantors, contributors, laws or regulations of other governments or (b) imposed by law through constitutional provisions or enabling legislation.

Unrestricted net position consists of net position that does not meet the definition of restricted or invested in capital assets, net of related debt.

The Statement of Activities is reported using the accrual basis of accounting. Revenue is reported when earned and expenses are reported when incurred, regardless of when cash is received or paid. Revenues and expenses are categorized as either operating or non-operating based upon definitions provided by the Governmental Accounting Standards Board.

**FRESNO COUNCIL OF GOVERNMENTS
MANAGEMENT'S DISCUSSION AND ANALYSIS
JUNE 30, 2020**

Financial Highlights

- ❖ Total net position of Fresno COG was \$2,359,439 and consisted of capital assets, net of related debt, of \$157,017; and unrestricted net position of \$2,202,422.
- ❖ Net position increased \$446,786 during fiscal year 2020. The increase in net position from governmental activities was attributable to net governmental program revenues in excess of grant expenses.
- ❖ Total capital assets, net of accumulated depreciation, were \$157,017 at June 30, 2020, representing an increase of \$106,048 over June 30, 2019.
- ❖ Fresno COG's governmental fund reported an ending fund balance of \$2,202,422 an increase of \$340,738 compared to June 30, 2019.

Statement of Net Position

A summary of the Fresno COG's Statement of Net Position for Governmental Activities as of June 30, 2020, with comparative totals as of June 30, 2019 is as follows:

	<u>2020</u>	<u>Restated 2019</u>
Assets:		
Current and other assets	\$ 10,355,507	\$ 9,074,338
Capital assets (net of depreciation)	<u>157,017</u>	<u>50,969</u>
Total assets	<u>10,512,524</u>	<u>9,125,307</u>
Liabilities:		
Current and other liabilities	<u>8,153,085</u>	<u>7,212,654</u>
Net Positions:		
Invested in capital assets, net of related debt	157,017	50,969
Unrestricted	<u>2,202,422</u>	<u>1,861,684</u>
Total net position	<u>\$ 2,359,439</u>	<u>\$ 1,912,653</u>

As shown above, total assets of Governmental Activities were \$10,512,524 at June 30, 2020, including \$157,017 in capital assets (net of depreciation). Of the total \$10,355,507 in current assets, \$7,083,608 consists of pooled cash, which is invested in accordance with State law and the Fresno COG's investment policy.

Net position totaling \$2,359,439 includes \$2,202,422 in unrestricted assets that are available for discretionary spending, although a portion is reserved for encumbrances and a portion is designated for self-insurance. Total net position increased from June 30, 2019 by \$446,786.

The net position component invested in capital assets increased by \$106,048 due to capital investments exceeding depreciation expenses during the year. Unrestricted net position increased by \$340,738, in large part due to the results of current year operations.

**FRESNO COUNCIL OF GOVERNMENTS
MANAGEMENT'S DISCUSSION AND ANALYSIS
JUNE 30, 2020**

Statement of Activities

The Statement of Net Position provides a measure of the financial health of an entity at a specific date in time (i.e., year-end). The Statement of Activities provides details of how net position changed from the beginning of the year to the end of the year, and whether net position increased or decreased. Thus, it indicates whether the Fresno COG as a whole is better off at June 30, 2020 than it was at June 30, 2019.

A summary of the Fresno COG's Statement of Activities for fiscal year ended June 30, 2020, with comparative totals for the fiscal year ended June 30, 2019 is as follows:

	<u>2020</u>	<u>Restated 2019</u>
Revenues:		
Program revenues	\$ 10,091,972	\$ 10,178,607
General revenues	<u>656,280</u>	<u>886,446</u>
Total revenues	<u>10,748,252</u>	<u>11,065,053</u>
 Expenses:		
Transportation planning	<u>10,301,466</u>	<u>10,608,564</u>
 Changes in net position	446,786	456,489
Net position - beginning, as restated	<u>1,912,653</u>	<u>1,456,164</u>
 Net position - ending	<u>\$ 2,359,439</u>	<u>\$ 1,912,653</u>

Total revenues of the funds included in the Governmental Activities category were \$10,748,252 for the year ended June 30, 2020. Of this total, \$9,376,455 (87%) was derived from grants. This is consistent with the nature of governmental activities, which includes services traditionally financed from general tax revenues. \$715,517 (7%) of total revenues was derived from charges for services, representing fees charged for various services. Revenues derived from charges for services help support programs largely subsidized from general tax revenues and thus reduce the burden on these limited resources.

Expenses for the year totaled \$10,301,466. All expenses were for transportation planning.

General Fund Budgetary Highlights

Fresno COG revised the budget to add \$755,049 in additional federal and state grants and local government funding that became available during the fiscal year. Generally, federal and state grants are multi-year projects; however, due to funding agency authorization requirements, Fresno COG includes the amounts in the current year budget at the total authorized amounts. At the end of the year, there were significant variances between the final budget and the actual revenues and expenditures because of this convention.

**FRESNO COUNCIL OF GOVERNMENTS
MANAGEMENT'S DISCUSSION AND ANALYSIS
JUNE 30, 2020**

Economic Factors and Next Year's Budget/Program

Fresno COG is a Regional Metropolitan Planning Organization receiving grants from a variety of sources. 40% of Fresno COG's revenues come from federal sources, 12% from state sources, and 44% local sources. Fresno COG has maintained a consistent level of staffing over the years and uses consultants for one time discretionary projects; so while Fresno COG's overall revenues may show large fluctuations from year to year, the large pool of resources Fresno COG has to draw from lends stability to the operation. Federal planning funds did not decrease significantly during the economic downturn, and regional planning funds that derive from transportation sales tax appear to have bottomed out and are now increasing. Fresno COG has adequate reserves set aside to continue operations should future events adversely affect revenues.

Contacting the Fresno COG's Financial Management

Fresno COG's financial report is designed to provide Fresno COG's Board of Directors, management, creditors, legislative and oversight agencies, citizens and customers with an overview of Fresno COG's finances and to demonstrate its accountability for funds received. For additional information about this report, please contact Les Beshears, Finance Director, Fresno Council of Governments, 2035 Tulare Street, Suite 201, Fresno, California 93721.

BASIC FINANCIAL STATEMENTS

**FRESNO COUNCIL OF GOVERNMENTS
STATEMENT OF NET POSITION
JUNE 30, 2020**

	<u>Governmental Activities</u>
ASSETS	
Cash and investments	\$ 7,677,843
Accounts receivable	38,744
Due from other governments	2,598,027
Interest receivable	35,468
Prepays	5,425
Capital assets (net of accumulated depreciation)	<u>157,017</u>
Total assets	<u>10,512,524</u>
LIABILITIES	
Accounts payable	1,680,533
Due to other governments	97,561
Accrued payroll	129,420
Unearned revenues	6,063,390
Compensated absences	<u>182,181</u>
Total liabilities	<u>8,153,085</u>
NET POSITION	
Investment in capital assets	157,017
Unrestricted	<u>2,202,422</u>
Total net position	<u>\$ 2,359,439</u>

The notes to the basic financial statements are an integral part of this statement.

**FRESNO COUNCIL OF GOVERNMENTS
STATEMENT OF ACTIVITIES
FOR THE YEAR ENDED JUNE 30, 2020**

Functions/Programs	Expenses	Program Revenues		Net (Expense) Revenue and Changes in Net Position
		Charges for Services	Operating Grants and Contributions	Governmental Activities
Primary government:				
Governmental activities:				
Transportation planning	\$ 10,301,466	\$ 715,517	\$ 9,376,455	\$ (209,494)
Total primary government	<u>\$ 10,301,466</u>	<u>\$ 715,517</u>	<u>\$ 9,376,455</u>	<u>(209,494)</u>
		General Revenues:		
		Investment income		146,948
		Miscellaneous		<u>509,332</u>
		Total general revenues		<u>656,280</u>
		Change in net position		446,786
		Net position - beginning, restated		<u>1,912,653</u>
		Net position - ending		<u>\$ 2,359,439</u>

The notes to the basic financial statements are an integral part of this statement.

**FRESNO COUNCIL OF GOVERNMENTS
BALANCE SHEET – GOVERNMENTAL FUNDS
JUNE 30, 2020**

	<u>General Fund</u>
ASSETS	
Cash and investments	\$ 7,677,843
Accounts receivable	38,744
Due from other governments	2,598,027
Interest receivable	35,468
Prepays	<u>5,425</u>
 Total assets	 <u><u>\$ 10,355,507</u></u>
 LIABILITIES AND FUND BALANCES	
Liabilities:	
Accounts payable	\$ 1,680,533
Due to other governments	97,561
Accrued payroll	129,420
Unearned revenues	6,063,390
Compensated absences	<u>182,181</u>
 Total liabilities	 <u><u>8,153,085</u></u>
 Fund Balances:	
Nonspendable	
Prepays	5,425
Committed for:	
Self-insurance	89,697
Assigned to:	
Project costs	<u>2,107,300</u>
 Total fund balances	 <u><u>2,202,422</u></u>
 Total liabilities and fund balances	 <u><u>\$ 10,355,507</u></u>
 Amounts reported for governmental activities in the Statement of Net Position (Page 8) are different because:	
 Total fund balances	 \$ 2,202,422
 Capital assets used in governmental activities are not financial resources and therefore are not reported in the Balance Sheet	 <u>157,017</u>
 Net position of governmental activities (Page 8)	 <u><u>\$ 2,359,439</u></u>

The notes to the basic financial statements are an integral part of this statement.

**FRESNO COUNCIL OF GOVERNMENTS
STATEMENT OF REVENUES, EXPENDITURES AND
CHANGES IN FUND BALANCES
GOVERNMENTAL FUNDS
JUNE 30, 2020**

	<u>General Fund</u>
REVENUES	
Aid from federal government	\$ 4,171,462
Aid from state government	1,261,503
Aid from local government	4,659,007
Interest revenue	146,948
Miscellaneous	<u>509,332</u>
 Total revenues	 <u>10,748,252</u>
EXPENDITURES	
General government:	
Salaries and benefits	3,276,936
Supplies and services	6,493,148
Contributions to other local agencies	<u>637,430</u>
 Total expenditures	 <u>10,407,514</u>
 Net changes in fund balances	 340,738
 Fund balances - beginning of year, restated	 <u>1,861,684</u>
 Fund balances - end of year	 <u>\$ 2,202,422</u>
 Amounts reported for governmental activities in the Statement of Activities (Page 9) are different because:	
 Net change in fund balances - total governmental funds	 \$ 340,738
 Governmental funds report capital outlays as expenditures.	
However, in the statement of activities the cost of those assets is allocated over their estimated useful lives and reported as depreciation and amortization expense. This is the amount by which capital outlays (\$124,303) exceeded depreciation (\$18,255) in the current period.	
	<u>106,048</u>
 Change in net position of governmental activities (Page 9)	 <u>\$ 446,786</u>

The notes to the basic financial statements are an integral part of this statement.

**FRESNO COUNCIL OF GOVERNMENTS
STATEMENT OF FIDUCIARY NET POSITION
ALL FIDUCIARY FUNDS
JUNE 30, 2020**

	<u>Trust Funds</u>
ASSETS	
Cash and investments	\$ 7,407,477
Interest receivable	85,654
Due from other governments	<u>2,677,994</u>
Total assets	<u>10,171,125</u>
LIABILITIES	
Due to other governments	<u>8,828,258</u>
Total liabilities	<u>8,828,258</u>
NET POSITION	
Held in trust	<u>1,342,867</u>
Total net position	<u>\$ 1,342,867</u>

The notes to the basic financial statements are an integral part of this statement.

**FRESNO COUNCIL OF GOVERNMENTS
STATEMENT OF CHANGES IN FIDUCIARY NET POSITION
ALL FIDUCIARY FUNDS
FOR THE YEAR ENDED JUNE 30, 2020**

	<u>Trust Funds</u>
ADDITIONS	
Sales tax	\$ 40,113,100
Aid from state government	11,090,425
Interest revenue	<u>408,949</u>
Total additions	<u>51,612,474</u>
DEDUCTIONS	
Administration expense	155,000
TDA claims paid	45,474,404
STA distributions	<u>9,239,825</u>
Total deductions	<u>54,869,229</u>
Change in net position	(3,256,755)
Net position - beginning of year	<u>4,599,622</u>
Net position - end of year	<u><u>\$ 1,342,867</u></u>

The notes to the basic financial statements are an integral part of this statement.

**FRESNO COUNCIL OF GOVERNMENTS
NOTES TO THE BASIC FINANCIAL STATEMENTS
JUNE 30, 2020**

NOTE 1 – ORGANIZATION AND SUMMARY OF SIGNIFICANT ACCOUNTING POLICIES

Reporting Entity

The Fresno Council of Governments (Fresno COG) is a voluntary association of local governments formed in September 1969 by the County of Fresno and the 15 incorporated cities in the County. The purpose of the organization is to provide "a cooperative body" to solve certain problems which cross-over governmental boundaries.

Basis of Presentation

Fresno COG's basic financial statements consist of government-wide statements, including a statement of net position and a statement of activities, and fund financial statements which provide a more detailed level of financial information.

Government-Wide Statements: The statement of net position and the statement of activities report information on all of the non-fiduciary activities of Fresno COG. For the most part, the effect of interfund activity has been removed from these statements. Governmental activities are normally supported by taxes and intergovernmental revenues.

Statement of Activities: The statement of activities demonstrates the degree to which the program expenses of a given function are offset by program revenue. Program expenses include direct expenses, which are clearly identifiable with a specific function, and allocated indirect expenses. Program revenues include 1) charges to customers or applicants who purchase, use, or directly benefit from services or privileges provided by a given function and 2) grants and contributions that are restricted to meeting the operational or capital requirements of a particular function. Other items, which are properly not included among program revenues, are reported instead as general revenues.

Fund Financial Statements: The fund financial statements provide information about Fresno COG funds, including its fiduciary funds, though the latter are excluded from the government-wide financial statements. Separate statements for each fund category – governmental and fiduciary – are presented. The emphasis of fund financial statements is on major governmental funds, each displayed in a separate column. Fresno COG's only governmental fund is a General Fund.

Fresno COG reports the following major governmental fund:

- *General Fund* – The General Fund is the general operating fund of Fresno COG. It is used to account for all financial resources of the general government, except those required to be accounted for in another fund.

Fresno COG reports the following fiduciary funds:

- *Trust Funds* – The Trust Funds are used to account for Local Transportation funds, State Transportation Assistance funds, and State of Good Repair funds held by Fresno COG in a trustee capacity.

FRESNO COUNCIL OF GOVERNMENTS
NOTES TO THE BASIC FINANCIAL STATEMENTS
JUNE 30, 2020

NOTE 1 – ORGANIZATION AND SUMMARY OF SIGNIFICANT ACCOUNTING POLICIES (Continued)

Basis of Accounting

Government-wide Fiduciary Fund Financial Statements: The government-wide fiduciary fund financial statements are reported using the economic resources measurement focus and the accrual basis of accounting. Revenues are recorded when earned and expenses are recorded when a liability is incurred, regardless of the timing of related cash flows. Grants and similar items are recognized as revenue as soon as all eligibility requirements imposed by the provider have been met.

Governmental Fund Financial Statements: Governmental funds are reported using the current financial resources measurement focus and the modified accrual basis of accounting. Under the modified accrual basis of accounting, revenues are recognized when susceptible to accrual (i.e., when they become both measurable and available). "Measurable" means the amount of the transaction can be determined and "available" means collectible within the current period or soon enough thereafter to be used to pay liabilities of the current period. Expenditures, other than interest on long-term obligations which is recorded when paid, are recorded when they are expected to be liquidated with expendable available resources.

Intergovernmental revenues (primarily grants and subventions), which are received as reimbursement for specific purposes or projects, are recognized based upon the expenditures recorded. Intergovernmental revenues, which are usually unrestricted as to use and are revocable only for failure to meet prescribed compliance requirements, are reflected as revenues at the time of receipt or earlier, if they meet the availability criterion.

Assets, Liabilities and Net Position/Fund Balance

Cash and Investments

In accordance with the Joint Powers Agreement, under which Fresno COG is governed, cash is deposited with the Fresno County Auditor-Controller/Treasurer. Fresno COG's cash is held within Fresno County's cash and investment pool which is managed by the Auditor-Controller/Treasurer as authorized by California statutes and the County's investment policy. In addition, Fresno COG maintains two impressed accounts at Bank of the West to facilitate ACH Debit and Credit transactions.

Cash held in Bank of the West is insured up to \$250,000 by the Federal Depository Insurance Corporation. For the year ended June 30, 2020, the Fresno COG had \$290,112 of uninsured funds.

Capital Assets

Purchases of capital assets are capitalized at cost in the Government-Wide Statement of Net Position at the time of purchase and recorded as expenditures in the General Fund. Capital assets are defined by Fresno COG as assets with an estimated useful life in excess of one year and initial individual cost of \$5,000 or more. The costs of normal maintenance and repairs that do not add to the value of the asset or materially extend asset lives are not capitalized.

Depreciation is computed using the straight-line method over the following estimated useful lives:

<u>Asset Type</u>	<u>Useful Life</u>
Computer equipment	5 to 10 years
Office furniture and equipment	5 to 10 years
Traffic monitoring equipment	5 to 10 years

**FRESNO COUNCIL OF GOVERNMENTS
NOTES TO THE BASIC FINANCIAL STATEMENTS
JUNE 30, 2020**

NOTE 1 – ORGANIZATION AND SUMMARY OF SIGNIFICANT ACCOUNTING POLICIES (Continued)

Assets, Liabilities and Net Position/Fund Balance (Continued)

Unearned Revenues

Unearned revenues consist primarily of Measure C funds received, but not yet earned, for program planning and administration purposes.

Compensated Absences

Compensated absences are made up of accrued vacation payable and vested accrued sick leave payable as determined by office policy established by the Board of Directors. Fresno COG policy states that all vacation pay earned vests and that one-fourth of sick leave hours in excess of forty hours vests and is compensable.

Net Position

The government-wide financial statements utilize a net position presentation. Net position is categorized as investment in capital assets, restricted, and unrestricted.

- *Investment in Capital Assets* – This category groups all capital assets into one component of net position. Accumulated depreciation reduces that balance in this category.
- *Restricted Net Position* – This category presents external restrictions imposed by creditors, grantors, contributors, or laws or regulations of other governments and restrictions imposed by law through constitutional provisions or enabling legislation.
- *Unrestricted Net Position* – This category represents net assets of Fresno COG, not restricted for any project or other purpose.

Fund Balance

In the fund financial statements, governmental funds report fund balance as nonspendable, restricted, committed, assigned or unassigned based primarily on the extent to which Fresno COG is bound to honor constraints on how specific amounts can be spent. The classifications used in the governmental fund financial statements are as follows:

- *Nonspendable*– This classification includes amounts that cannot be spent because they are either (a) not spendable in form or (b) legally or contractually required to be maintained intact.
- *Restricted*– This classification includes amounts for which constraints have been placed on the use of the resources either (a) externally imposed by creditors, grantors, contributors, or laws or regulations of other governments; or (b) imposed by law through constitutional provisions or enabling legislation.
- *Committed*– This classification includes amounts that can only be used for specific purpose determined by formal action of Fresno COG's highest level of decision-making authority (the Board) and that remain binding unless removed in the same manner. Committed fund balance does not lapse at year-end. The formal action must occur prior to the end of the reporting period. However, the amount which will be subject to the constraint may be determined in the subsequent period. The formal action required to commit fund balance shall be Board resolution.
- *Assigned* – This classification includes amounts that are constrained by Fresno COG's intent to be used for specific purposes. The intent can be established at either the highest level of decision making, or by a body or an official designated for that purpose. Assigned funds cannot cause a deficit in unassigned fund balance.

**FRESNO COUNCIL OF GOVERNMENTS
NOTES TO THE BASIC FINANCIAL STATEMENTS
JUNE 30, 2020**

NOTE 1 – ORGANIZATION AND SUMMARY OF SIGNIFICANT ACCOUNTING POLICIES (Continued)

Assets, Liabilities and Net Position/Fund Balance (Continued)

Fund Balance (Continued)

- *Unassigned* – This classification includes the residual classification for Fresno COG's General Fund that includes amounts not contained in the other classifications. In other funds, the unassigned classification is used only if expenditures incurred for specific purposes exceed the amounts restricted, committed, or assigned to those purposes.

When both restricted and unrestricted resources are available for use, it is Fresno COG's policy to use restricted resources first, followed by the unrestricted committed, assigned and unassigned resources as they are needed.

Overhead

Administrative and office overhead is allocated to each project on the basis of their approved indirect cost rate. Professional and specialized services are charged directly to the applicable project. FCOG is permitted to allocate indirect costs to projects using a predetermined fixed rate percentage applied to direct labor and fringe benefit costs incurred. The underlying documentation for the calculation of the fixed rate is submitted annually in advance to the California Department of Transportation Division of Audits and Investigations for analysis and approval of the fixed rate to be used in the following year. Upon approval of the Indirect Cost Allocation Plan, FCOG can use the rate to allocate indirect costs to grants, contracts, and other agreements with the Federal Government and the California Department of Transportation (Caltrans).

Risk Management Liability

Fresno COG is exposed to various risks of loss related to torts; theft of, or damage to and destruction of assets; errors and omissions; injuries to employees; and natural disasters. Fresno COG is insured with commercial carriers. Fresno COG's schedule of insurance coverage is included on page 46.

Use of Estimates

The preparation of the basic financial statements in conformity with accounting principles generally accepted in the United States of America requires management to make estimates and assumptions that affect the reported amounts of assets and liabilities, disclosure of contingent assets and liabilities at the date of the basic financial statements, and the reported amounts of revenues and expenses/expenditures during the reporting period. Accordingly, actual results could differ from those estimates.

NOTE 2 – CASH AND INVESTMENTS

Cash and investments are classified in the financial statements as shown below at June 30, 2020:

Primary Government:

Cash and investments	\$ 7,677,843
----------------------	--------------

Fiduciary Fund:

Cash and investments	7,407,477
----------------------	-----------

Total cash and investments	<u>\$ 15,085,320</u>
----------------------------	----------------------

**FRESNO COUNCIL OF GOVERNMENTS
NOTES TO THE BASIC FINANCIAL STATEMENTS
JUNE 30, 2020**

NOTE 2 – CASH AND INVESTMENTS (Continued)

Cash and investments are comprised of the following at June 30, 2020:

Petty cash	\$ 300
Cash in bank	593,935
Fresno County Investment Pool	<u>14,491,085</u>
 Total cash and investments	 <u>\$ 15,085,320</u>

Investments Authorized by the California Government Code and Fresno COG's Investment Policy

The table below identifies the investment types that are authorized for Fresno COG by the California Government Code (or Fresno COG's investment policy, where more restrictive). The table also identifies certain provisions of the California Government Code (or Fresno COG's investment policy, where more restrictive) that address interest rate risk, credit risk, and concentration of credit risk.

Authorized Investment Type	Maximum Maturity	Maximum Percentage of Portfolio	Maximum Investment in One Issuer
U.S. Treasury Bills, Notes and Bonds	5 Years	None	None
U.S. Government Agency Obligations	5 Years	None	None
Bankers Acceptances	180 Days	None	None
Commercial Paper	270 Days	None	None
Negotiable Certificates of Deposit	13 Months	None	None
Non-negotiable Certificates of Deposit	13 Months	None	None
Repurchase Agreements	Overnight	None	None
Local Agency Investment Fund (LAIF)	5 Years	None	None
Medium-Term Notes	5 Years	None	None
Mutual Funds	5 Years	None	None
Mortgage-Backed Securities	5 Years	None	None

Disclosure Relating to Interest Rate Risk

Interest rate risk is the risk that changes in market interest rates will adversely affect the fair value of an investment. Generally, the longer the maturity of an investment, the greater the sensitivity of its fair value to changes in market interest rates.

Information about the sensitivity of the fair values of Fresno COG's investments to market interest rate fluctuations is provided by the following table that shows the distribution of Fresno COG's investments by maturity:

Investment Type	Amount	Remaining Maturity (in Months)			
		12 Months or Less	13 to 24 Months	25 to 60 Months	More Than 60 Months
Fresno County Investment Pool	\$ 14,491,085	\$ 14,491,085	\$ -	\$ -	\$ -
 Total	 <u>\$ 14,491,085</u>	 <u>\$ 14,491,085</u>	 <u>\$ -</u>	 <u>\$ -</u>	 <u>\$ -</u>

FRESNO COUNCIL OF GOVERNMENTS
NOTES TO THE BASIC FINANCIAL STATEMENTS
JUNE 30, 2020

NOTE 2 – CASH AND INVESTMENTS (Continued)

Disclosures Relating to Credit Risk

Generally, credit risk is the risk that an issuer of an investment will not fulfill its obligation to the holder of the investment. This is measured by the assignment of rating by a nationally recognized statistical rating organization. Presented below is the minimum rating required by (where applicable) the California Government Code, Fresno COG's investment policy, and the actual rating as of year-end for each investment type. The column marked "exempt from disclosure" identifies those investment types for which GASB No. 40 does not require disclosures as to credit risk.

Investment Type	Amount	Minimum Legal Rating	Exempt From Disclosure	Rating as of Year End	
				AAA	Not Rated
Fresno County Investment Pool	\$ 14,491,085	N/A	\$ 14,491,085	\$ -	\$ -
Total	\$ 14,491,085	N/A	\$ 14,491,085	\$ -	\$ -

Custodial credit risk does not apply to a local government's indirect investment in securities through the use of mutual funds or government investment pools. The County of Fresno issues a financial report that includes custodial risk disclosures for the County Investment Pool. The report may be obtained by writing to the Office of the Auditor-Controller/Treasurer-Tax Collector, 2281 Tulare Street, Fresno, California 93721.

NOTE 3 – CAPITAL ASSETS AND DEPRECIATION

Capital assets activity for the year ended June 30, 2020 is as follows:

	Balance July 1, 2019	Additions	Deletions	Balance June 30, 2020
Capital assets being depreciated:				
Computer equipment	\$ 177,422	\$ 124,303	\$ -	\$ 301,725
Office furniture and equipment	110,043	-	-	110,043
Traffic monitoring equipment	53,563	-	-	53,563
Total capital assets being depreciated	341,028	124,303	-	465,331
Less accumulated depreciation for:				
Computer equipment	171,959	8,312	-	180,271
Office furniture and equipment	64,537	9,943	-	74,480
Traffic monitoring and equipment	53,563	-	-	53,563
Total accumulated depreciation	290,059	18,255	-	308,314
Total capital assets being depreciated, net	50,969	106,048	-	157,017
Capital assets, net	\$ 50,969	\$ 106,048	\$ -	\$ 157,017

For the year ended June 30, 2020, total depreciation expense was \$18,255.

**FRESNO COUNCIL OF GOVERNMENTS
NOTES TO THE BASIC FINANCIAL STATEMENTS
JUNE 30, 2020**

NOTE 4 – DUE TO/FROM MEMBERS AND OTHER GOVERNMENTAL ENTITIES

Individual receivables from members and other governmental entities for services rendered as of June 30, 2020 are as follows:

Primary Government

Fresno County Rural Transit Agency	\$ 80,945
Fresno County Transportation Authority	739,451
Due from City of Fresno	46,181
Due from federal and state governments	<u>1,731,450</u>

Total	<u><u>\$ 2,598,027</u></u>
-------	----------------------------

Fiduciary Funds

Due from State of California - STA Article 4	\$ 2,410,386
Due from State of California - SGR	<u>267,608</u>

Total	<u><u>\$ 2,677,994</u></u>
-------	----------------------------

Individual payables to members and other governmental entities for services provided as of June 30, 2020 are as follows:

Primary Government

City of Clovis	\$ 11,550
City of Fresno	40,106
Fresno County	33,405
Fresno County Economic Opportunities Commission	<u>12,500</u>

Total	<u><u>\$ 97,561</u></u>
-------	-------------------------

Fiduciary Funds

Article 3	\$ 61,435
Article 4	4,395,315
Article 8A	4,098,832
SGR	<u>272,676</u>

Total	<u><u>\$ 8,828,258</u></u>
-------	----------------------------

**FRESNO COUNCIL OF GOVERNMENTS
NOTES TO THE BASIC FINANCIAL STATEMENTS
JUNE 30, 2020**

NOTE 5 – UNEARNED REVENUES

The Fresno County Transportation Authority allocates Measure "C" funds to the Fresno Council of Governments to provide various program administrative and planning services. Allocations are considered earned when they are properly spent for operations. Allocations received but not earned are recorded as unearned revenues. Changes in the unearned revenues account for the year ended June 30, 2020 are summarized as follows:

	Planning	ADA/ Seniors	Farm-worker/ Van Pool	Car/Van Pool	Total
Unearned revenues, beginning of year	\$ 828,697	\$ 2,047,810	\$ 1,859,237	\$ 987,878	\$ 5,723,622
Funds received	385,488	609,071	447,166	447,166	1,888,891
Funds allowed	(474,274)	(507,565)	(434,184)	(372,598)	(1,788,621)
Interest	16,128	42,254	38,233	21,314	117,929
Taxi Scrip	-	121,569	-	-	121,569
Unearned revenues, end of year	<u>\$ 756,039</u>	<u>\$ 2,313,139</u>	<u>\$ 1,910,452</u>	<u>\$ 1,083,760</u>	<u>\$ 6,063,390</u>

NOTE 6 – DEFINED CONTRIBUTION EMPLOYEE RETIREMENT BENEFIT PLAN

Fresno COG provides retirement benefits for all its full-time employees through a defined contribution plan (the Plan) created in accordance with Internal Revenue Code (IRC) Section 401 (a) which is currently being administered by I.C.M.A. Retirement Corporation. In addition to the employer defined contribution, the employees are permitted to make contributions to a defined contribution plan created in accordance with IRC Section 457. The plan is administered by I.C.M.A. Retirement Corporation. The IRC Section 457 plan permits employees to defer up to the maximum allowed per IRC statutes. The 401(a) plan does not permit employee contributions. Under the 401(a) plan, the employer contributes 15% of the employee's gross salary. Fresno COG recognized pension expense of \$361,872.

Vesting in the 401(a) plan occurs ratably over five years. The deferred compensation is not available to employees until termination, retirement, death, or unforeseeable emergency. Employees, though, may obtain loans from the plans secured by their individual contributions and accumulated earnings. Non-vested contributions are forfeited upon termination of employment and such forfeitures are used to pay a portion of the Plan's administrative expenses.

Fresno COG had no outstanding amount of contributions to the pension plan required for the year ended June 30, 2020.

NOTE 7 – FRESNO COUNTY RURAL TRANSIT AGENCY ADMINISTRATION

Included in the budget of Fresno COG is a work element representing its responsibility for the administration of Fresno County Rural Transit Agency. Administration costs consist of direct and indirect labor and allocated overhead costs. These costs are recovered by Fresno COG.

**FRESNO COUNCIL OF GOVERNMENTS
NOTES TO THE BASIC FINANCIAL STATEMENTS
JUNE 30, 2020**

NOTE 8 – OPERATING LEASES

Fresno COG conducts its operations from leased facilities under a ten year lease that expires December 31, 2025. In addition, Fresno COG leases office equipment under operating leases that expire June 2022.

The following is a schedule of future minimum rental payments under the operating leases:

<u>Years Ending June 30:</u>	<u>Buildings</u>	<u>Equipment</u>
2021	\$ 250,903	\$ 32,020
2022	250,903	32,020
2023	250,903	-
2024	250,903	-
2025	250,903	-
Thereafter	<u>125,451</u>	<u>-</u>
Total	<u>\$ 1,379,966</u>	<u>\$ 64,040</u>

NOTE 9 – CONTINGENT LIABILITIES

Grants have been received by Fresno COG for specific purposes that are subject to review and audit by the grantor agencies. Such audits could lead to a request for reimbursement for costs disallowed under the terms of the grants. The amount, if any, of costs that may be disallowed by the granting agencies cannot be determined at this time. Management expects such amounts, if any to be immaterial.

NOTE 10 – RESTATEMENT OF BEGINNING NET POSITION/FUND BALANCE

Prior Period Adjustment

The beginning fund balance and net position of the funds has been restated on the government-wide financial statements and fund financial statements as presented in the reconciliation below.

	<u>Government- Wide</u>	<u>Governmental Fund</u>
	<u>Governmental Activities</u>	<u>General</u>
Fund balance/net position, June 30, 2019, as previously reported	\$ 1,581,201	\$ 1,530,232
Prior period adjustment:		
Overstatement of unearned revenue	<u>331,452</u>	<u>331,452</u>
Fund balance/net position, July 1, 2019, as restated	<u>\$ 1,912,653</u>	<u>\$ 1,861,684</u>

**FRESNO COUNCIL OF GOVERNMENTS
NOTES TO THE BASIC FINANCIAL STATEMENTS
JUNE 30, 2020**

NOTE 11 – CONTINGENCY

On March 11, 2020, the World Health Organization declared the outbreak of coronavirus (COVID-19) a pandemic. In response, the State of California has issued Stay At Home Orders which include the temporary closure of all businesses deemed to be nonessential. The most recent Regional Stay At Home Order, effective December 7, 2020 for Fresno County, requires individuals living in the San Joaquin Valley Region to stay at home, except as allowed, to maintain continuity of the federal critical infrastructure sectors. Accordingly, some functions of the Fresno COG's operations have been limited to protect the health and safety of its employees. The financial impact that could occur as a result of the pandemic is unknown at this time.

THIS PAGE IS LEFT BLANK INTENTIONALLY.

REQUIRED SUPPLEMENTARY INFORMATION

THIS PAGE IS LEFT BLANK INTENTIONALLY.

GENERAL FUND

The general fund is used to account for resources traditionally associated with government, which are not required legally or by sound financial management to be accounted for in another fund.

**FRESNO COUNCIL OF GOVERNMENTS
BUDGETARY COMPARISON SCHEDULE
GENERAL FUND
FOR THE YEAR ENDED JUNE 30, 2020**

	<u>Budgeted Amounts</u>		<u>Actual</u>	<u>Variance with</u>
	<u>Original</u>	<u>Final</u>	<u>Amounts</u>	<u>Final Budget</u>
REVENUES				
Aid from federal government	\$ 5,416,789	\$ 5,898,348	\$ 4,171,462	\$ (1,726,886)
Aid from state government	1,880,975	1,784,845	1,261,503	(523,342)
Aid from local government	11,442,920	11,724,109	4,659,007	(7,065,102)
Interest revenue	75,000	75,000	146,948	71,948
Miscellaneous revenue	<u>550,408</u>	<u>638,839</u>	<u>509,332</u>	<u>(129,507)</u>
Total revenues	<u>19,366,092</u>	<u>20,121,141</u>	<u>10,748,252</u>	<u>(9,372,889)</u>
EXPENDITURES				
General government:				
Salaries and benefits	3,460,824	3,460,824	3,276,936	183,888
Supplies and services	10,661,104	11,415,153	6,493,148	4,922,005
Contributions to other local agencies	<u>5,244,164</u>	<u>5,245,164</u>	<u>637,430</u>	<u>4,607,734</u>
Total expenditures	<u>19,366,092</u>	<u>20,121,141</u>	<u>10,407,514</u>	<u>9,713,627</u>
Excess of revenues over expenditures	<u>\$ -</u>	<u>\$ -</u>	<u>\$ 340,738</u>	<u>\$ 340,738</u>

The notes to the required supplementary information are an integral part of this statement.

**FRESNO COUNCIL OF GOVERNMENTS
NOTES TO THE REQUIRED SUPPLEMENTARY INFORMATION
JUNE 30, 2020**

NOTE 1 – BUDGETARY INFORMATION

Budgets and Budgetary Accounting

Fresno COG follows these procedures in establishing the budgetary data reflected in the financial statements:

Five months before the beginning of the year, the Executive Director submits to the Policy Advisory Committee for their approval, a draft operating budget by overall work plan elements for the General Fund for the year commencing July 1. The Policy Advisory Committee then has 45 days, to April 1, to review and make recommendations on the draft operating budget. After the recommendations have been made, the proposed operating budget is brought to Fresno COG for their review and approval. On or prior to the May meeting of Fresno COG, the budget is legally adopted through passage of a resolution.

The budget of Fresno COG represents a financial plan to undertake the work program of Fresno COG and includes proposed expenditures and the means of financing them.

All transfers, modifications, and supplemental appropriations to the budget must be approved by Fresno COG through resolution. During the year ended June 30, 2020, appropriations were increased by \$755,049 as a result of budget amendments. The Budgetary Comparison Schedule reflects these revisions. Actual expenditures may not legally exceed "budget" appropriations at the individual fund level. Budgetary control, however, is maintained at the departmental level.

Appropriations lapse at the close of the year to the extent that they have not been expended or encumbered.

Fresno COG prepares its budget on a basis of accounting in accordance with accounting principles generally accepted in the United States of America.

THIS PAGE IS LEFT BLANK INTENTIONALLY.

OTHER SUPPLEMENTARY INFORMATION

THIS PAGE IS LEFT BLANK INTENTIONALLY.

**FRESNO COUNCIL OF GOVERNMENTS
COMPARATIVE BALANCE SHEETS
GENERAL FUND
JUNE 30, 2020 AND 2019**

	2020	Restated 2019
ASSETS		
Cash and investments	\$ 7,677,843	\$ 7,115,570
Accounts receivable	38,744	53,766
Due from other governments	2,598,027	1,862,016
Interest receivable	35,468	38,058
Prepays	<u>5,425</u>	<u>4,928</u>
Total assets	<u>\$ 10,355,507</u>	<u>\$ 9,074,338</u>
LIABILITIES AND FUND BALANCES		
Liabilities:		
Accounts payable	\$ 1,680,533	\$ 950,098
Due to other governments	97,561	274,953
Accrued payroll	129,420	104,929
Unearned revenues	6,063,390	5,723,622
Compensated absences	<u>182,181</u>	<u>159,052</u>
Total liabilities	<u>8,153,085</u>	<u>7,212,654</u>
Fund balances:		
Nonspendable:		
Prepays	5,425	4,928
Committed for:		
Self-insurance	89,697	78,410
Assigned to:		
Project costs	<u>2,107,300</u>	<u>1,778,346</u>
Total fund balances	<u>2,202,422</u>	<u>1,861,684</u>
Total liabilities and fund balances	<u>\$ 10,355,507</u>	<u>\$ 9,074,338</u>

**FRESNO COUNCIL OF GOVERNMENTS
COMPARATIVE STATEMENTS OF REVENUES, EXPENDITURES AND
CHANGES IN FUND BALANCES
GENERAL FUND
FOR THE YEARS ENDED JUNE 30, 2020 AND 2019**

	<u>2020</u>	<u>Restated 2019</u>
REVENUES		
Aid from federal government	\$ 4,171,462	\$ 3,708,061
Aid from state government	1,261,503	779,852
Aid from local government	4,659,007	5,690,694
Interest revenue	146,948	140,807
Miscellaneous	<u>509,332</u>	<u>745,639</u>
 Total revenues	 <u>10,748,252</u>	 <u>11,065,053</u>
EXPENDITURES		
General government:		
Salaries and benefits	3,276,936	3,128,333
Supplies and services	6,493,148	5,505,489
Contributions to other local agencies	<u>637,430</u>	<u>1,970,289</u>
 Total expenditures	 <u>10,407,514</u>	 <u>10,604,111</u>
 Net change in fund balances	 340,738	 460,942
 Fund balances - beginning of year, restated	 <u>1,861,684</u>	 <u>1,400,742</u>
 Fund balances - end of year	 <u>\$ 2,202,422</u>	 <u>\$ 1,861,684</u>

**FRESNO COUNCIL OF GOVERNMENTS
COMPARATIVE SCHEDULES OF GRANT RECEIPTS
AND EXPENDITURE CLAIMS
FOR THE YEARS ENDED JUNE 30, 2020 AND 2019**

	2020	Restated 2019
REVENUES		
Federal grants	\$ 4,171,462	\$ 3,708,060
Non-federal revenue:		
State assistance	1,261,503	779,852
Local revenue	4,659,007	5,690,695
Interest revenue	146,948	140,807
Miscellaneous revenue	509,332	745,639
	<u>10,748,252</u>	<u>11,065,053</u>
EXPENDITURES		
Regional Streets & Roads	172,487	161,996
Regional Transportation Modeling	540,149	510,980
Regional Traffic Monitoring	294,922	292,976
Intelligent Transportation Systems/Traffic Deficiencies	9,188	7,770
Regional Transportation Mitigation Fee	92,865	78,531
National Park Studies	539,037	613,630
Golden State Corridor	765,326	645,118
Public Trans. - Urban	275,448	282,350
JARRC	1,202,163	898,361
Sustain. Comm. Public Trans.	-	184,322
Business Commute Optimiz.	-	207,772
Sustain Comm Grants I	74,166	85,825
Pavement Management System	43,963	286,070
Sustain Comm Grants II	100,384	20,294
Reverse Triangle Study	155,488	62,063
Electric Vehicle Charging	128,832	10,085
Network Vulnerability	138,933	92,605
Better Blackstone	85,741	3,703
County Trail Master Plan	74,017	3,978
Regional Transit On-Board Survey	5,186	-
SB 743 Transportation Impact Analysis	213,195	-
Other Modal Elements	30,971	42,094
High Speed Rail	-	757
Airport Land Use	27,041	102,363
Better Blackstone Phase II	87,282	-
Regional Transportation Plan	412,946	309,396
Transportation Performance Management	70,543	69,043
Congestion Management Plan	31,502	66,451
Air Quality	124,662	152,310
Measure "C"	641,058	1,754,278
Measure "C" Oversight Committee	13,015	23,433
Measure "C" Car/Van Pool	372,598	435,233
Measure "C" ADA Seniors	507,564	604,805
Measure "C" Farm/Van Pool	434,184	406,888
Transportation Program Development	402,987	373,611
Intergovernmental Coordination	148,575	131,433
Public Info. and Participation	234,079	135,266
Environmental Justice	26,540	32,878
Technical Assistance Members	196,569	155,026
TDM Program	6,496	9,116
Regional Data Center	48,063	44,514
One Voice Advocacy	47,685	116,293
Ag Farmland Trust	3,451	3,564
Regional Housing Needs	10,580	12,921
Valley RTPA Coordination	219,100	223,276
Fresno COG Administration	289,134	130,462
OWP and Budget	57,987	30,636
Transportation Funds Administration	90,998	143,304
FCRTA Administration	498,109	435,289
Transportation Authority Administration	2,675	2,626
Freeway Service Patrol	475,761	216,213
	<u>10,423,645</u>	<u>10,611,908</u>
Total expenditures	<u>10,423,645</u>	<u>10,611,908</u>
Depreciation	<u>(16,131)</u>	<u>(7,797)</u>
Net gain (loss)	<u>\$ 340,738</u>	<u>\$ 460,942</u>

THIS PAGE IS LEFT BLANK INTENTIONALLY.

FIDUCIARY FUNDS

Fiduciary funds are used to account for assets held by the government in a trustee capacity.

State Transit Assistance Fund (STA) – This fund is used to account for the state funds apportioned to Fresno County for the support of transit.

Local Transportation Fund (LTF) – This fund is used to account for the ¼ cent sales tax revenues collected by the state under the Transportation Development Act and distributed to the Fresno Council of Governments for allocation to eligible claimants for transit street and road, and pedestrian/bicycle facilities as well as regional transportation planning and Transit Development Act administration.

State of Good Repair (SGR) – This fund is used to account for the revenues under the Road Repair and Accountability Act of 2017, Senate Bill (SB) 1. These funds are eligible for transit capital projects.

**FRESNO COUNCIL OF GOVERNMENTS
COMBINING STATEMENT OF NET POSITION
TRUST FUNDS
JUNE 30, 2020**

	State Transit Assistance Fund	Local Transportation Fund	State of Good Repair Fund	Total
Assets:				
Cash and investments	\$ 424,400	\$ 6,980,310	\$ 2,767	\$ 7,407,477
Interest receivable	17,173	66,180	2,301	85,654
Due from other governments	<u>2,410,386</u>	<u>-</u>	<u>267,608</u>	<u>2,677,994</u>
Total assets	<u>2,851,959</u>	<u>7,046,490</u>	<u>272,676</u>	<u>10,171,125</u>
Liabilities:				
Due to other governments	<u>2,503,951</u>	<u>6,051,631</u>	<u>272,676</u>	<u>8,828,258</u>
Total liabilities	<u>2,503,951</u>	<u>6,051,631</u>	<u>272,676</u>	<u>8,828,258</u>
Net position:				
Held in trust	<u>348,008</u>	<u>994,859</u>	<u>-</u>	<u>1,342,867</u>
Total net position	<u>\$ 348,008</u>	<u>\$ 994,859</u>	<u>\$ -</u>	<u>\$ 1,342,867</u>

**FRESNO COUNCIL OF GOVERNMENTS
COMBINING STATEMENT OF CHANGES IN NET POSITION
TRUST FUNDS
FOR THE YEAR ENDED JUNE 30, 2020**

	State Transit Assistance Fund	Local Transportation Fund	State of Good Repair Fund	Total
Additions:				
Sales tax	\$ -	\$ 40,113,100	\$ -	\$ 40,113,100
Aid from state government	9,540,016	-	1,550,409	11,090,425
Interest revenue	<u>47,807</u>	<u>353,451</u>	<u>7,691</u>	<u>408,949</u>
Total additions	<u>9,587,823</u>	<u>40,466,551</u>	<u>1,558,100</u>	<u>51,612,474</u>
Deductions:				
Administration expense	-	155,000	-	155,000
TDA claims paid	-	43,916,304	1,558,100	45,474,404
STA distributions	<u>9,239,825</u>	<u>-</u>	<u>-</u>	<u>9,239,825</u>
Total deductions	<u>9,239,825</u>	<u>44,071,304</u>	<u>1,558,100</u>	<u>54,869,229</u>
Change in net position	347,998	(3,604,753)	-	(3,256,755)
Net position - beginning of year	<u>10</u>	<u>4,599,612</u>	<u>-</u>	<u>4,599,622</u>
Net position - end of year	<u>\$ 348,008</u>	<u>\$ 994,859</u>	<u>\$ -</u>	<u>\$ 1,342,867</u>

**FRESNO COUNCIL OF GOVERNMENTS
TRANSPORTATION DEVELOPMENT ACT FUNDS
SCHEDULE OF APPORTIONMENTS AND DISBURSEMENTS BY PURPOSE
STATE TRANSIT ASSISTANCE FUND
FOR THE YEAR ENDED JUNE 30, 2020**

	Public Utilities Code		
	STA Article 4 C.A.C. 6730(a) 99314.3(a) (Transit Operations)	STA Article 4&8 C.A.C. 6730(a) 99313 (Transit Population)	Total
<u>Apportionments</u>			
City of Clovis	\$ 108,450	\$ 981,676	\$ 1,090,126
City of Coalinga	-	-	-
City of Firebaugh	-	-	-
City of Fowler	-	-	-
City of Fresno	799,950	4,502,868	5,302,818
City of Huron	-	-	-
City of Kerman	-	-	-
City of Kingsburg	-	-	-
City of Mendota	-	-	-
City of Orange Cove	-	-	-
City of Parlier	-	-	-
City of Reedley	-	-	-
City of Sanger	-	-	-
City of San Joaquin	-	-	-
City of Selma	-	-	-
County of Fresno	-	-	-
Fresno County Rural Transit Agency (FCRTA)	88,387	3,058,685	\$ 3,147,072
	<u>\$ 996,787</u>	<u>\$ 8,543,229</u>	<u>\$ 9,540,016</u>
<u>Disbursements</u>			
City of Clovis	\$ 108,450	\$ 987,170	\$ 1,095,620
City of Coalinga	-	-	-
City of Firebaugh	-	-	-
City of Fowler	-	-	-
City of Fresno	799,950	6,215,894	7,015,844
City of Huron	-	-	-
City of Kerman	-	-	-
City of Kingsburg	-	-	-
City of Mendota	-	-	-
City of Orange Cove	-	-	-
City of Parlier	-	-	-
City of Reedley	-	-	-
City of Sanger	-	-	-
City of San Joaquin	-	-	-
City of Selma	-	-	-
County of Fresno	-	-	-
Fresno County Rural Transit Agency (FCRTA)	88,387	1,039,974	\$ 1,128,361
	<u>\$ 996,787</u>	<u>\$ 8,243,038</u>	<u>\$ 9,239,825</u>

**FRESNO COUNCIL OF GOVERNMENTS
TRANSPORTATION DEVELOPMENT ACT FUNDS
SCHEDULE OF APPORTIONMENTS AND DISBURSEMENTS BY PURPOSE
LOCAL TRANSPORTATION FUND
FOR THE YEAR ENDED JUNE 30, 2020**

	Article 3 99234 (Bicycle & Pedestrian)	Article 4.5 99275 (Social Services)	Article 4 99260 (Transit Operations)	Article 8 99400(a) (Streets & Roads)	Fresno COG RTP 99233.1/99233.2 (Planning & Administration)	Total
<u>Apportionments</u>						
City of Clovis	\$ 88,122	\$ 212,440	\$ 4,164,380	\$ -	\$ -	\$ 4,464,942
City of Coalinga	13,256	31,322	-	626,420	-	670,998
City of Firebaugh	6,125	15,132	-	296,408	-	317,665
City of Fowler	4,975	11,642	-	235,085	-	251,702
City of Fresno	404,209	1,004,212	19,101,660	-	-	20,510,081
City of Huron	5,504	13,621	-	260,107	-	279,232
City of Kerman	11,670	28,136	-	597,245	-	637,051
City of Kingsburg	9,333	23,116	-	513,004	-	545,453
City of Mendota	9,275	22,480	-	447,580	-	479,335
City of Orange Cove	7,513	17,664	-	428,592	-	453,769
City of Parlier	12,164	28,901	-	696,416	-	737,481
City of Reedley	20,084	49,228	-	949,097	-	1,018,409
City of Sanger	20,406	49,710	-	1,073,327	-	1,143,443
City of San Joaquin	3,175	7,684	-	150,057	-	160,916
City of Selma	18,863	46,154	-	897,002	-	962,019
County of Fresno	132,226	317,463	-	5,804,933	-	6,254,622
Fresno County Rural Transit Agency (FCRTA)	-	-	-	-	-	-
Fresno Council of Governmental (Fresno COG)	-	-	-	-	1,225,982	1,225,982
Fresno County Economic Opportunities Commission (FCEOC)	-	-	-	-	-	-
	<u>\$ 766,900</u>	<u>\$ 1,878,905</u>	<u>\$ 23,266,040</u>	<u>\$ 12,975,273</u>	<u>\$ 1,225,982</u>	<u>\$ 40,113,100</u>
<u>Disbursements</u>						
City of Clovis	\$ 88,122	\$ 224,756	\$ 4,357,094	\$ -	\$ -	\$ 4,669,972
City of Coalinga	-	-	-	92,602	-	92,602
City of Firebaugh	6,125	-	-	343,968	-	350,093
City of Fowler	4,975	-	-	260,549	-	265,524
City of Fresno	404,209	-	22,670,791	-	-	23,075,000
City of Huron	5,504	-	-	291,333	-	296,837
City of Kerman	11,670	-	-	685,804	-	697,474
City of Kingsburg	9,333	-	-	585,645	-	594,978
City of Mendota	9,275	-	-	518,316	-	527,591
City of Orange Cove	7,513	-	-	484,278	-	491,791
City of Parlier	12,164	-	-	787,467	-	799,631
City of Reedley	20,084	-	-	1,099,457	-	1,119,541
City of Sanger	20,406	-	-	1,229,694	-	1,250,100
City of San Joaquin	-	-	-	22,715	-	22,715
City of Selma	18,863	-	-	1,042,145	-	1,061,008
County of Fresno	132,226	-	-	5,731,610	-	5,863,836
Fresno County Rural Transit Agency (FCRTA)	-	-	12,486	-	-	12,486
Fresno Council of Governmental (Fresno COG)	-	-	-	-	1,225,976	1,225,976
Fresno County Economic Opportunities Commission (FCEOC)	-	1,654,149	-	-	-	1,654,149
	<u>\$ 750,469</u>	<u>\$ 1,878,905</u>	<u>\$ 27,040,371</u>	<u>\$ 13,175,583</u>	<u>\$ 1,225,976</u>	<u>\$ 44,071,304</u>

**FRESNO COUNCIL OF GOVERNMENTS
TRANSPORTATION DEVELOPMENT ACT FUNDS
SCHEDULE OF APPORTIONMENTS AND DISBURSEMENTS BY PURPOSE
STATE OF GOOD REPAIR FUND
FOR THE YEAR ENDED JUNE 30, 2020**

	SGR (Transit Operations)	SGR (Transit Population)	Total
<u>Apportionments</u>			
City of Clovis	\$ 17,633	\$ 167,221	\$ 184,854
City of Coalinga	-	-	-
City of Firebaugh	-	-	-
City of Fowler	-	-	-
City of Fresno	130,068	925,212	1,055,280
City of Huron	-	-	-
City of Kerman	-	-	-
City of Kingsburg	-	-	-
City of Mendota	-	-	-
City of Orange Cove	-	-	-
City of Parlier	-	-	-
City of Reedley	-	-	-
City of Sanger	-	-	-
City of San Joaquin	-	-	-
City of Selma	-	-	-
County of Fresno	-	-	-
Fresno County Rural Transit Agency (FCRTA)	14,372	295,903	310,275
Fresno Council of Governmental (Fresno COG)	-	-	-
Fresno County Economic Opportunities Commission (FCEOC)	-	-	-
	<u>\$ 162,073</u>	<u>\$ 1,388,336</u>	<u>\$ 1,550,409</u>

<u>Disbursements</u>			
City of Clovis	\$ 17,633	\$ 168,074	\$ 185,707
City of Coalinga	-	-	-
City of Firebaugh	-	-	-
City of Fowler	-	-	-
City of Fresno	130,068	930,605	1,060,673
City of Huron	-	-	-
City of Kerman	-	-	-
City of Kingsburg	-	-	-
City of Mendota	-	-	-
City of Orange Cove	-	-	-
City of Parlier	-	-	-
City of Reedley	-	-	-
City of Sanger	-	-	-
City of San Joaquin	-	-	-
City of Selma	-	-	-
County of Fresno	-	-	-
Fresno County Rural Transit Agency (FCRTA)	14,372	297,348	311,720
Fresno Council of Governmental (Fresno COG)	-	-	-
Fresno County Economic Opportunities Commission (FCEOC)	-	-	-
	<u>\$ 162,073</u>	<u>\$ 1,396,027</u>	<u>\$ 1,558,100</u>

**FRESNO COUNCIL OF GOVERNMENTS
SCHEDULE OF GRANT RECEIPTS AND EXPENDITURE CLAIMS
FOR THE YEAR ENDED JUNE 30, 2020**

			Federal Highway Work Administration	Federal Transit Administration		
			FHWA			
	Total	Local Resources	PL Planning	FTA MPO 5303	FTA MPO 5304	FTA 5307
Revenues:						
Federal grants	\$ 4,171,462	\$ -	\$ 2,016,404	\$ 342,848	\$ 77,270	\$ 510,726
Non-federal revenue:						
State assistance	1,261,503	-	-	-	-	-
Local revenue sources	4,659,007	4,659,007	-	-	-	-
Interest revenue	146,948	146,948	-	-	-	-
Miscellaneous revenue	509,332	509,332	-	-	-	-
Total revenues	<u>\$ 10,748,252</u>	<u>\$ 5,315,287</u>	<u>\$ 2,016,404</u>	<u>\$ 342,848</u>	<u>\$ 77,270</u>	<u>\$ 510,726</u>
Expenditures:						
Regional Streets & Roads	\$ 172,487	\$ 33,288	\$ 119,199	\$ 20,000	\$ -	\$ -
Regional Transportation Modeling	540,149	30,907	509,242	-	-	-
Regional Traffic Monitoring	294,922	-	237,200	57,722	-	-
Intelligent Transportation Systems	9,188	-	-	9,188	-	-
Regional Transportation Mitigation Fee	92,865	92,865	-	-	-	-
National Park Studies	539,037	121,435	-	-	-	333,230
Golden State Corridor	765,326	765,326	-	-	-	-
Public Trans. - Urban	275,448	97,952	-	-	-	177,496
JARRC	1,202,163	62,321	-	-	-	-
Sustain. Comm. Grants I	74,166	8,506	-	-	-	-
Pavement Management System	43,963	5,042	-	-	-	-
Sustain. Comm. Grants II	100,384	11,706	-	-	-	-
Reverse Triangle Study	155,488	36,206	-	-	-	-
Electric Vehicle Charging	128,832	14,777	-	-	-	-
Network Vulnerability	138,933	15,936	-	-	-	-
Better Blackstone	85,741	9,835	-	-	-	-
County Trail Master Plan	74,017	8,489	-	-	-	-
Regional Transit On-Board Survey	5,186	5,186	-	-	-	-
SB 743 Transportation Impact Analysis	213,195	24,454	-	-	-	-
Other Modal Elements	30,971	30,971	-	-	-	-
Airport Land Use	27,041	27,041	-	-	-	-
Better Blackstone Phase II	87,282	10,012	-	-	77,270	-
Regional Transportation Plan	412,946	-	412,946	-	-	-
Transportation Performance Management	70,543	-	-	70,543	-	-
Congestion Management Plan	31,502	-	-	31,502	-	-
Air Quality	124,662	-	-	124,662	-	-
Measure "C"	641,058	641,058	-	-	-	-
Measure "C" Oversight Committee	13,015	13,015	-	-	-	-
Measure "C" Car/Van Pool	372,598	372,598	-	-	-	-
Measure "C" ADA Seniors	507,564	507,564	-	-	-	-
Measure "C" Farm/Van Pool	434,184	434,184	-	-	-	-
Transportation Program Development	402,987	-	402,987	-	-	-
Intergovernmental Coordination	148,575	146,416	-	-	-	-
Public Info. and Participation	234,079	36,640	197,439	-	-	-
Environmental Justice	26,540	-	26,540	-	-	-
Technical Assistance Members	196,569	196,569	-	-	-	-
TDM Program	6,496	6,496	-	-	-	-
Regional Data Center	48,063	48,063	-	-	-	-
One Voice Advocacy	47,685	47,685	-	-	-	-
Ag Farmland Trust	3,451	3,451	-	-	-	-
Regional Housing Needs	10,580	10,580	-	-	-	-
Valley RTPA Coordination	219,100	133,621	85,479	-	-	-
Fresno COG Administration	289,134	289,134	-	-	-	-
OWP and Budget	57,987	3,384	25,372	29,231	-	-
Transportation Funds Administration	90,998	90,998	-	-	-	-
FCRTA Administration	498,109	498,109	-	-	-	-
Transportation Authority Administration	2,675	2,675	-	-	-	-
Freeway Service Patrol	475,761	96,185	-	-	-	-
Total expenditures	<u>10,423,645</u>	<u>\$ 4,990,680</u>	<u>\$ 2,016,404</u>	<u>\$ 342,848</u>	<u>\$ 77,270</u>	<u>\$ 510,726</u>
Depreciation	(16,131)					
Net Gain (loss)	<u>\$ 340,738</u>					

FRESNO COUNCIL OF GOVERNMENTS
SCHEDULE OF GRANT RECEIPTS AND EXPENDITURE CLAIMS
FOR THE YEAR ENDED JUNE 30, 2020
(Continued)

	Federal Transit Administration			
	FTA 5310	FTA 5311(F)	FTA 5316/5317	FSP 6504(002/003)
Revenues:				
Federal grants	\$ 499,255	\$ 84,372	\$ 640,587	\$ -
Non-federal revenue				
State assistance	-	-	-	379,576
Local revenue sources	-	-	-	-
Interest revenue	-	-	-	-
Miscellaneous revenue	-	-	-	-
Total revenues	<u>\$ 499,255</u>	<u>\$ 84,372</u>	<u>\$ 640,587</u>	<u>\$ 379,576</u>
Expenditures:				
Regional Streets & Roads	\$ -	\$ -	\$ -	\$ -
Regional Transportation Modeling	-	-	-	-
Regional Traffic Monitoring	-	-	-	-
Intelligent Transportation Systems	-	-	-	-
Regional Transportation Mitigation Fee	-	-	-	-
National Park Studies	-	84,372	-	-
Golden State Corridor	-	-	-	-
Public Trans. - Urban	-	-	-	-
JARRC	499,255	-	640,587	-
Sustain. Comm. Grants I	-	-	-	-
Pavement Management System	-	-	-	-
Sustain. Comm. Grants II	-	-	-	-
Reverse Triangle Study	-	-	-	-
Electric Vehicle Charging	-	-	-	-
Network Vulnerability	-	-	-	-
Better Blackstone	-	-	-	-
County Trail Master Plan	-	-	-	-
Regional Transit On-Board Survey	-	-	-	-
SB 743 Transportation Impact Analysis	-	-	-	-
Other Modal Elements	-	-	-	-
Airport Land Use	-	-	-	-
Better Blackstone Phase II	-	-	-	-
Regional Transportation Plan	-	-	-	-
Transportation Performance Management	-	-	-	-
Congestion Management Plan	-	-	-	-
Air Quality	-	-	-	-
Measure "C"	-	-	-	-
Measure "C" Oversight Committee	-	-	-	-
Measure "C" Car/Van Pool	-	-	-	-
Measure "C" ADA Seniors	-	-	-	-
Measure "C" Farm/Van Pool	-	-	-	-
Transportation Program Development	-	-	-	-
Intergovernmental Coordination	-	-	-	-
Public Info. and Participation	-	-	-	-
Environmental Justice	-	-	-	-
Technical Assistance Members	-	-	-	-
TDM Program	-	-	-	-
Regional Data Center	-	-	-	-
One Voice Advocacy	-	-	-	-
Ag Farmland Trust	-	-	-	-
Regional Housing Needs	-	-	-	-
Valley RTPA Coordination	-	-	-	-
Fresno COG Administration	-	-	-	-
OWP and Budget	-	-	-	-
Transportation Funds Administration	-	-	-	-
FCRTA Administration	-	-	-	-
Transportation Authority Administration	-	-	-	-
Freeway Service Patrol	-	-	-	379,576
Total expenditures	<u>\$ 499,255</u>	<u>\$ 84,372</u>	<u>\$ 640,587</u>	<u>\$ 379,576</u>

FRESNO COUNCIL OF GOVERNMENTS
SCHEDULE OF GRANT RECEIPTS AND EXPENDITURE CLAIMS
FOR THE YEAR ENDED JUNE 30, 2020
(Continued)

	State SPR	State SB 1	State SHA PTA	State SGC
Revenues:				
Federal grants	\$ -	\$ -	\$ -	\$ -
Non-federal revenue				
State assistance	119,282	637,489	122,997	2,159
Local revenue sources	-	-	-	-
Interest revenue	-	-	-	-
Miscellaneous revenue	-	-	-	-
Total revenues	<u>\$ 119,282</u>	<u>\$ 637,489</u>	<u>\$ 122,997</u>	<u>\$ 2,159</u>
Expenditures:				
Regional Streets & Roads	\$ -	\$ -	\$ -	\$ -
Regional Transportation Modeling	-	-	-	-
Regional Traffic Monitoring	-	-	-	-
Intelligent Transportation Systems	-	-	-	-
Regional Transportation Mitigation Fee	-	-	-	-
National Park Studies	-	-	-	-
Golden State Corridor	-	-	-	-
Public Trans. - Urban	-	-	-	-
JARRC	-	-	-	-
Sustain. Comm. Grants I	-	65,660	-	-
Pavement Management System	-	38,921	-	-
Sustain. Comm. Grants II	-	88,678	-	-
Reverse Triangle Study	119,282	-	-	-
Electric Vehicle Charging	-	114,055	-	-
Network Vulnerability	-	-	122,997	-
Better Blackstone	-	75,906	-	-
County Trail Master Plan	-	65,528	-	-
Regional Transit On-Board Survey	-	-	-	-
SB 743 Transportation Impact Analysis	-	188,741	-	-
Other Modal Elements	-	-	-	-
Airport Land Use	-	-	-	-
Better Blackstone Phase II	-	-	-	-
Regional Transportation Plan	-	-	-	-
Transportation Performance Management	-	-	-	-
Congestion Management Plan	-	-	-	-
Air Quality	-	-	-	-
Measure "C"	-	-	-	-
Measure "C" Oversight Committee	-	-	-	-
Measure "C" Car/Van Pool	-	-	-	-
Measure "C" ADA Seniors	-	-	-	-
Measure "C" Farm/Van Pool	-	-	-	-
Transportation Program Development	-	-	-	-
Intergovernmental Coordination	-	-	-	2,159
Public Info. and Participation	-	-	-	-
Environmental Justice	-	-	-	-
Technical Assistance Members	-	-	-	-
TDM Program	-	-	-	-
Regional Data Center	-	-	-	-
One Voice Advocacy	-	-	-	-
Ag Farmland Trust	-	-	-	-
Regional Housing Needs	-	-	-	-
Valley RTPA Coordination	-	-	-	-
Fresno COG Administration	-	-	-	-
OWP and Budget	-	-	-	-
Transportation Funds Administration	-	-	-	-
FCRTA Administration	-	-	-	-
Transportation Authority Administration	-	-	-	-
Freeway Service Patrol	-	-	-	-
Total expenditures	<u>\$ 119,282</u>	<u>\$ 637,489</u>	<u>\$ 122,997</u>	<u>\$ 2,159</u>

**FRESNO COUNCIL OF GOVERNMENTS
SCHEDULE OF INSURANCE COVERAGE
FOR THE YEAR ENDED JUNE 30, 2020**

Insurance coverage of the Council at June 30, 2020 is as follows:

Fire Insurance:

Office personal property 90% co-insurance	\$ 100,000
---	------------

Liability Coverage:

All inclusive (combined single limit):

Bodily injury	\$ 1,000,000
---------------	--------------

Group Travel Accident	\$ 100,000
-----------------------	------------

Worker's Compensation Insurance	Statutory
---------------------------------	-----------

**FRESNO COUNCIL OF GOVERNMENTS
SCHEDULE OF COST ALLOCATION PLAN RECONCILIATION
AND FIXED RATE OVERHEAD CARRYOVER
FOR THE YEAR ENDED JUNE 30, 2020**

The following is a reconciliation of Fresno COG's expenses per the basic financial statements to the expenses per Fresno COG's cost allocation plan for the year ended June 30, 2020:

Budget Item	Actual Expense	Eligible Depreciation	Allocated to Other Programs	Direct Expense	Indirect Expense
Salaries and Benefits:					
Direct	\$ 2,527,104	\$ -	\$ (719,979)	\$ 1,807,125	\$ -
Indirect	<u>749,832</u>	<u>-</u>	<u>-</u>	<u>-</u>	<u>749,832</u>
Total salaries and benefits	<u>3,276,936</u>	<u>-</u>	<u>(719,979)</u>	<u>1,807,125</u>	<u>749,832</u>
Indirect Overhead:					
Telephone	12,458	-	-	-	12,458
Telecommunications	-	-	-	-	-
Contact help	-	-	-	-	-
Membership/dues	-	-	-	-	-
Insurance	4,870	-	-	-	4,870
Postage	2,829	-	-	-	2,829
Printing supplies	18,588	-	-	-	18,588
Office supplies	31,878	-	-	-	31,878
Publications	4,997	-	-	-	4,997
Service contacts	-	-	-	-	-
Advertising and legal notice	6,673	-	-	-	6,673
Computer supplies	8,265	-	-	-	8,265
Office lease	222,316	-	-	-	222,316
Utilities	52,618	-	-	-	52,618
Equipment lease	34,475	-	-	-	34,475
Repair and maintenance	6,545	-	-	-	6,545
Travel expenses	23,023	-	(2,252)	-	20,771
Depreciation	-	16,131	-	-	16,131
Legal and accounting	25,200	-	-	-	25,200
Janitorial and security	-	-	-	-	-
Moving	-	-	-	-	-
Property taxes	-	-	-	-	-
Rideshare promotion	<u>-</u>	<u>-</u>	<u>-</u>	<u>-</u>	<u>-</u>
Total indirect overhead	<u>454,735</u>	<u>16,131</u>	<u>(2,252)</u>	<u>-</u>	<u>468,614</u>
Total costs	<u>\$ 3,731,671</u>	<u>\$ 16,131</u>	<u>\$ (722,231)</u>	<u>\$ 1,807,125</u>	<u>\$ 1,218,446</u>

Direct expenses - at June 30, 2020	\$ 1,807,125
Approved indirect cost rate for June 30, 2020	<u>69.70%</u>
Total allocable indirect expenses - at June 30, 2020	<u>\$ 1,259,566</u>
Actual indirect expenses - at June 30, 2020	\$ 1,218,446
Under recovery of indirect expenses - at June 30, 2018	<u>248,117</u>
Net eligible indirect expenses - at June 30, 2020	<u>\$ 1,466,563</u>
Under recovery of indirect expense - at June 30, 2020	<u>\$ 206,997</u>
Under recovery of indirect expenses - at June 30, 2019	<u>\$ 146,046</u>

**FRESNO COUNCIL OF GOVERNMENTS
SCHEDULE OF EXPENDITURES OF FEDERAL AWARDS
FOR THE YEAR ENDED JUNE 30, 2020**

Federal Grantor Pass-Through Grantor/Program Title	CFDA Number	Pass-Through Entity Identifying Number	Federal Expenditures
<u>U.S. DEPARTMENT OF TRANSPORTATION</u>			
<u>Federal Highway Works Administration:</u>			
Pass-through the State of California Department of Transportation			
Highway Planning and Construction Cluster:			
OWP (Overall Work Plan)	20.205	74A0809	\$ 2,016,404
Total Federal Highway Works Administration			<u>2,016,404</u>
<u>Federal Transit Administration:</u>			
Pass-through California Department of Transportation			
Federal Transit Cluster:			
FTA 5307 - Federal Transit Formula Grant	20.507	1649-2021-2	177,496
FTA 5307 - YARTS	20.507	CA-95-X318-00	<u>333,230</u>
Total Federal Transit Cluster			<u>510,726</u>
Transit Services Program Cluster:			
FTA 5316 - Job Access and Reverse Commute Program	20.516	CA37-X165	99,447
FTA 5317 - New Freedom Program	20.521	CA-57-X054-00	<u>541,140</u>
Total Transit Services Program Cluster			<u>640,587</u>
Metropolitan Transportation Planning and State and Non-Metropolitan Planning and Research			
FTA 5310 - Formula Grants for Rural Areas	20.505	74A0809	420,118
FTA 5311 - Formula Grants for Rural Areas - YARTS	20.509	CA-16-X070-00	499,255
	20.509	64C017-00464	<u>84,372</u>
Total Federal Transit Administration			<u>2,155,058</u>
Total U.S. Department of Transportation			<u>4,171,462</u>
Total Expenditures of Federal Awards			<u>\$ 4,171,462</u>

See accompanying notes to the schedule of expenditures of federal awards and the independent auditor's report on compliance for each major program and on internal control over compliance required by the Uniform Guidance

**FRESNO COUNCIL OF GOVERNMENTS
NOTES TO THE SCHEDULE OF EXPENDITURES OF FEDERAL AWARDS
FOR THE YEAR ENDED JUNE 30, 2020**

NOTE 1 – GENERAL

The accompanying Schedule of Expenditures of Federal Awards (SEFA) presents the activity of all federal award programs of the Fresno COG. Federal awards received directly from federal agencies, as well as federal awards passed through other government agencies are included in the schedule. The information in this schedule is presented in accordance with the requirements of Title 2 U.S. Code of Federal Regulations, Part 200, *Uniform Administrative Requirements, Cost Principles, and Audit Requirements for Federal Awards* (Uniform Guidance).

NOTE 2 – BASIS OF ACCOUNTING

The accompanying SEFA is presented using the accrual basis of accounting, which is described in Note 1 of Fresno COG's financial statements. Expenditures reported on the SEFA are reported on the modified accrual basis of accounting. Such expenditures are recognized following the cost principles contained in the Uniform Guidance, wherein certain types of expenditures are not allowable or are limited as to reimbursement. Negative amounts shown in the Schedule represent adjustments of credits made in the normal course of business to amounts reported as expenditures in prior years.

NOTE 3 – RELATIONSHIP TO BASIC FINANCIAL STATEMENTS

Federal award expenditures agree or can be reconciled with the amounts reported in Fresno COG's basic financial statements.

NOTE 4 – INDIRECT COST RATE

Fresno COG has elected not to use the 10 percent *de minimis* indirect cost rate as allowed under the Uniform Guidance.

THIS PAGE IS LEFT BLANK INTENTIONALLY.

INDEPENDENT AUDITOR'S REPORT ON INTERNAL CONTROL OVER
FINANCIAL REPORTING AND ON COMPLIANCE AND OTHER MATTERS
BASED ON AN AUDIT OF FINANCIAL STATEMENTS PERFORMED IN
ACCORDANCE WITH GOVERNMENT AUDITING STANDARDS

To the Governing Board of the
Fresno Council of Governments
Fresno, California

We have audited, in accordance with the auditing standards generally accepted in the United States of America and the standards applicable to financial audits contained in *Government Auditing Standards* issued by the Comptroller General of the United States, the financial statements of the governmental activities, the general fund and the aggregate remaining fund information of the Fresno Council of Governments (Fresno COG), as of and for the year ended June 30, 2020, and the related notes to the financial statements, which collectively comprise Fresno COG's basic financial statements, and have issued our report thereon dated December 8, 2020.

Internal Control Over Financial Reporting

In planning and performing our audit of the financial statements, we considered Fresno COG's internal control over financial reporting (internal control) as a basis for designing audit procedures that are appropriate in the circumstances for the purpose of expressing our opinions on the financial statements, but not for the purpose of expressing an opinion on the effectiveness of Fresno COG's internal control. Accordingly, we do not express an opinion on the effectiveness of Fresno COG's internal control.

A *deficiency in internal control* exists when the design or operation of a control does not allow management or employees, in the normal course of performing their assigned functions, to prevent, or detect and correct, misstatements on a timely basis. A *material weakness* is a deficiency, or a combination of deficiencies, in internal control, such that there is a reasonable possibility that a material misstatement of Fresno COG's financial statements will not be prevented, or detected and corrected on a timely basis. A *significant deficiency* is a deficiency, or a combination of deficiencies, in internal control that is less severe than a material weakness, yet important enough to merit attention by those charged with governance.

Our consideration of internal control was for the limited purpose described in the first paragraph of this section and was not designed to identify all deficiencies in internal control that might be material weaknesses or significant deficiencies. Given these limitations, during our audit we did not identify any deficiencies in internal control that we consider to be material weaknesses. However, material weaknesses may exist that have not been identified.

570 N. Magnolia Avenue, Suite 100
Clovis, CA 93611

tel 559.299.9540
fax 559.299.2344

Compliance and Other Matters

As part of obtaining reasonable assurance about whether Fresno COG's financial statements are free from material misstatement, we performed tests of its compliance with certain provisions of laws, regulations, contracts, and grant agreements, noncompliance with which could have a direct and material effect on the financial statements. However, providing an opinion on compliance with those provisions was not an objective of our audit, and accordingly, we do not express such an opinion. The results of our tests disclosed no instances of noncompliance or other matters that are required to be reported under *Government Auditing Standards*.

Purpose of this Report

The purpose of this report is solely to describe the scope of our testing of internal control and compliance and the results of that testing, and not to provide an opinion on the effectiveness of the Fresno Council of Governments internal control or on compliance. This report is an integral part of an audit performed in accordance with *Government Auditing Standards* in considering Fresno COG's internal control and compliance. Accordingly, this communication is not suitable for any other purpose.

Price Pange & Company

Clovis, California
December 8, 2020



INDEPENDENT AUDITOR'S REPORT ON COMPLIANCE FOR
EACH MAJOR PROGRAM AND ON INTERNAL CONTROL OVER
COMPLIANCE REQUIRED BY THE UNIFORM GUIDANCE

The Governing Board of the
Fresno Council of Governments
Fresno, California

Report on Compliance for Each Major Federal Program

We have audited the Fresno Council of Governments (Fresno COG's) compliance with the types of compliance requirements described in the *OMB Compliance Supplement* that could have a direct and material effect on each of Fresno COG's major federal programs for the year ended June 30, 2020. Fresno COG's major federal programs are identified in the summary of auditor's results section of the accompanying schedule of findings and questioned costs.

Management's Responsibility

Management is responsible for compliance with federal statutes, regulations, and the terms and conditions of its federal awards applicable to its federal programs.

Auditor's Responsibility

Our responsibility is to express an opinion on compliance for each of Fresno COG's major federal programs based on our audit of the types of compliance requirements referred to above. We conducted our audit of compliance in accordance with auditing standards generally accepted in the United States of America; the standards applicable to financial audits contained in *Government Auditing Standards*, issued by the Comptroller General of the United States; and the audit requirements of Title 2 U.S. *Code of Federal Regulations* Part 200, *Uniform Administrative Requirements, Cost Principles, and Audit Requirements for Federal Awards* (Uniform Guidance). Those standards and the Uniform Guidance require that we plan and perform the audit to obtain reasonable assurance about whether noncompliance with the types of compliance requirements referred to above that could have a direct and material effect on a major federal program occurred. An audit includes examining, on a test basis, evidence about Fresno COG's compliance with those requirements and performing such other procedures as we considered necessary in the circumstances.

We believe that our audit provides a reasonable basis for our opinion on compliance for each major federal program. However, our audit does not provide a legal determination of Fresno COG's compliance.

Opinion on Each Major Federal Program

In our opinion, the Fresno Council of Governments complied, in all material respects, with the types of compliance requirements referred to above that could have a direct and material effect on each of its major federal programs for the year ended June 30, 2020.

570 N. Magnolia Avenue, Suite 100
Clovis, CA 93611

tel 559.299.9540
fax 559.299.2344

Report on Internal Control Over Compliance

Management of Fresno COG is responsible for establishing and maintaining effective internal control over compliance with the types of compliance requirements referred to above. In planning and performing our audit of compliance, we considered Fresno COG's internal control over compliance with the types of requirements that could have a direct and material effect on each major federal program to determine the auditing procedures that are appropriate in the circumstances for the purpose of expressing an opinion on compliance for each major federal program and to test and report on internal control over compliance in accordance with the Uniform Guidance, but not for the purpose of expressing an opinion on the effectiveness of internal control over compliance. Accordingly, we do not express an opinion on the effectiveness of Fresno COG's internal control over compliance.

A deficiency in internal control over compliance exists when the design or operation of a control over compliance does not allow management or employees, in the normal course of performing their assigned functions, to prevent, or detect and correct, noncompliance with a type of compliance requirement of a federal program on a timely basis. *A material weakness in internal control over compliance* is a deficiency, or combination of deficiencies, in internal control over compliance, such that there is a reasonable possibility that material noncompliance with a type of compliance requirement of a federal program will not be prevented, or detected and corrected, on a timely basis. *A significant deficiency in internal control over compliance* is a deficiency, or a combination of deficiencies, in internal control over compliance with a type of compliance requirement of a federal program that is less severe than a material weakness in internal control over compliance, yet important enough to merit attention by those charged with governance.

Our consideration of internal control over compliance was for the limited purpose described in the first paragraph of this section and was not designed to identify all deficiencies in internal control over compliance that might be material weaknesses or significant deficiencies. We did not identify any deficiencies in internal control over compliance that we consider to be material weaknesses. However, material weaknesses may exist that have not been identified.

The purpose of this report on internal control over compliance is solely to describe the scope of our testing of internal control over compliance and the results of that testing based on the requirements of the Uniform Guidance. Accordingly, this report is not suitable for any other purpose.

Price Pange & Company

Clovis, California
December 8, 2020

**FRESNO COUNTY OF GOVERNMENTS
SCHEDULE OF FINDINGS AND QUESTIONED COSTS
FOR THE YEAR ENDED JUNE 30, 2020**

SECTION I – SUMMARY OF AUDITOR'S RESULTS

Financial Statements

Type of auditor's report issued: Unmodified

Internal control over financial reporting:
Material weaknesses identified? _____ Yes X No

Significant deficiencies identified -
not considered to be material weaknesses? _____ Yes X None reported

Noncompliance material to financial statements noted? _____ Yes X No

Federal Awards

Internal control over major programs:
Material weaknesses identified? _____ Yes X No

Significant deficiencies identified -
not considered to be material weaknesses? _____ Yes X None reported

Type of auditor's report issued on compliance for
major programs: Unmodified

Any audit findings disclosed that are required
to be reported in accordance with
2 CFR 200, Section 200.516(a)? _____ Yes X No

Identification of Major Programs

<u>CFDA Number</u>	<u>Name of Federal Program or Cluster</u>
20.205	Highway Planning and Construction Cluster

Dollar threshold used to distinguish
between Type A and Type B programs: \$750,000

Auditee qualified as low-risk auditee? X Yes _____ No

**FRESNO COUNCIL OF GOVERNMENTS
SCHEDULE OF FINDINGS AND QUESTIONED COSTS
FOR THE YEAR ENDED JUNE 30, 2020**

SECTION II – FINANCIAL STATEMENT FINDINGS

None reported.

SECTION III – FEDERAL AWARD FINDINGS

None reported.

**FRESNO COUNCIL OF GOVERNMENTS
SUMMARY SCHEDULE OF PRIOR AUDIT FINDINGS
FOR THE YEAR ENDED JUNE 30, 2020**

FINANCIAL STATEMENT FINDINGS

None reported.

FEDERAL AWARD FINDINGS

None reported.

BEFORE THE
FRESNO COUNCIL OF GOVERNMENTS
RESOLUTION NO. 2021-03

IN THE MATTER OF:

RESOLUTION OF APPROVAL OF

THE AFFORDABLE HOUSING AND
SUSTAINABLE COMMUNITIES (AHSC)
TECHNICAL ASSISTANCE PROGRAM

APPROVING THE PARTICIPATION AND ALLOCATION OF
FUNDING FOR STAFFING THE AFFORDABLE HOUSING AND
SUSTAINABLE COMMUNITIES (AHSC) TECHNICAL
ASSISTANCE PROGRAM AWARDED TO ENTERPRISE
COMMUNITY PARTNERS, INC. BY THE CALIFORNIA
STRATEGIC GROWTH COUNCIL ON BEHALF OF THE
VALLEY METROPOLITAN PLANNING ORGANIZATIONS AND
PARTNERS.

WHEREAS, the Legislature and Governor of the State of California have provided funds for the program shown above; and

WHEREAS, the California Strategic Growth Council has been delegated the responsibility for the administration of the grant program, establishing necessary procedures; and

WHEREAS, the California Strategic Growth Council awarded the grant (RFP No. SGC19158) to Enterprise Community Partners, Inc. on behalf of San Joaquin Valley Metropolitan Planning Organizations (San Joaquin Council of Governments, Stanislaus Council of Governments, Merced County Association of Governments, Madera County Transportation Commission, Fresno Council of Governments, Kings County Association of Governments, Tulare County Association of Governments, and Kern Council of Governments), and partners;

WHEREAS, participating Valley Metropolitan Planning Organizations (MPOs) and partners, will provide technical assistance to applicants in these respective counties for applying to the fourth round of funding for the Affordable Housing and Sustainable Communities Program;

WHEREAS, the technical assistance provided by the participating Valley MPOs represents staffing for the program that is reimbursable to the grant;

WHEREAS, the Valley MPOs routinely share in Valley-wide planning and programming activities pursuant to the September 9, 2009 Memorandum of Understanding between the Valley MPOs and the San Joaquin Valley Air Pollution Control District.

NOW, THEREFORE, BE IT RESOLVED THAT THE FRESNO COUNCIL OF GOVERNMENTS:

1. Approves allocating staffing resources to the aforementioned program consistent with the grant requirements; and
2. Commits to providing documentation of work completed and other deliverables consistent with the grant requirements, and;
3. **Shall appoint a Fiscal Officer, or designee, to track and invoice said staffing on a monthly basis and submit to San Joaquin Council of Governments (SJCOG) no later than the 15th of the following month and as required by the grant.** Total invoicing shall not exceed the allotted share as stipulated in the grant agreement between Enterprise Community Partners, Inc. and SJCOG.

THE FOREGOING RESOLUTION was passed and adopted by the Fresno Council of Governments this 28th day of January, 2021.

AYES:

NOES:

ABSTAIN:

ABSENT:

ATTEST

Signed: David Cardenas, Chair

I hereby certify that the foregoing is a true copy of a resolution of the Fresno Council of Governments duly adopted at a regular meeting dated above.

Signed: Tony Boren, Executive Director

EXHIBIT A

SCOPE OF WORK

Fresno ABM On-call Modeling Support

January 2021

SCOPE OF WORK

RSG will assist Fresno COG staff with any technical issues related to the Fresno ABM. The tasks include but are not limited to: model refinement and integration, trouble shooting modeling problems, review of assumptions, creating scripting files, and providing training on significant aspects of the model.

Task 1 – 2022 RTP/SCS modeling assistance

- Provide support for any modeling issues related to the development of the 2022 RTP/SCS, including but not limited to addressing COVID-19 conditions in the model, EJ modeling support, performance indicator calculation, etc.

Task 2 - Model Refinements/improvements

- Continue to improve the ABM performance such as the remaining Clovis transit route investigation and any other emerging issues.

Task 3 - Trouble shooting modeling problems

- Trouble shoot major and minor problems related to the model or model related data

Task 4 - Provide training for COG staff

- Provide training for COG staff as needed

Task 5 - Update and maintain the ABM software

- RSG will ensure the current published version of DaySim continues to run to completion with FresnoCOG DaySim inputs and produces reasonable outputs
- RSG shall provide FresnoCOG with any updates or upgrades to DaySim or to documentation

Billing Rates

Name	Classification	Hourly rate
Mark Bradley	Advisor	342.75

Joel Freedman	Advisor	\$301.88
Nagendra Dhakar	Project Manager	\$165.84
Hannah Carson	Analyst	\$126.13

2022 RTP/SCS Strategies
Draft 11/18/2020

Land Use

- Limit growth footprint
- Support efficient land uses and livable communities
- Encourage equitable redevelopment
- Provide a range of housing options across different income levels
- Conserve resource land

Transportation

- Maintain existing streets and roads
- Enhance operational efficiency and TDM strategies
- Improve bike and pedestrian infrastructure
- Expand roadway capacity for the purpose of safety and goods movement
- Facilitate efficient, reliable, and sustainable goods movement
- Improve transit and shared mobility
- Innovate and modernize travel and infrastructure
- Improve traffic safety
- Improve intra-modal accessibility and connectivity
- Improve transportation equity
- Decrease congestion

Other / Co-Benefits

- Encourage shifts away from SOV
- Increase climate resiliency
- Improve air quality
- Support work-from-home
- Improve economic, environmental, and public health outcomes for disadvantaged communities

Fresno COG
Housing Planning Grants Program
FINAL GUIDELINES AND APPLICATION
January 2021

PROGRAM GUIDELINES

I. Background

The 2019-20 Budget Act allocated \$125 million to regions through the Regional Early Action Planning Grant Program (REAP). REAP provides one-time grant funding to regional governments for planning activities that will accelerate housing production and facilitate compliance in implementing the sixth cycle of the Regional Housing Needs Allocation. Fresno Council of Governments (Fresno COG) received \$1,114,737.62, of which \$800,000 has been set aside for the Fresno COG Housing Planning Grants Program.

II. Program Purpose

Provide competitive grants to local governments for the preparation and adoption of planning documents and process improvements that:

1. Accelerate housing production
2. Facilitate compliance to implement the sixth-cycle Regional Housing Needs Assessment.

III. Available Funding

Approximately \$800,000 will be distributed through a competitive regional program to local governments for eligible projects. Funding distribution for the competitive program will depend on the quality and number of applications. However, depending on the number of applications received, it may be a goal of the program that 35 percent of the funds be awarded to small cities (<100,000 population) and the County. Local jurisdictions are limited to three application submissions for this round of funding.

IV. Schedule

Below is the anticipated timeline.

Milestone	Date
Draft Guidelines Released for Review	October 30, 2020 to December 18, 2020
Policy Board adopts guidelines and application packet	January 28, 2021
Applications due	March 5, 2021
Scoring Committee convenes	March 23, 2021
Release staff recommendations	April 2, 2021
Policy Board approves awards	April 22, 2021
Projects must be completed and submitted to FCOG	August 1, 2023

V. Eligible Applicants

Eligible applicants are limited to local governments of Fresno County (i.e. cities and county).

However, local governments, as the lead applicant, may partner with other forms of governments or entities where the proposal will have a direct effect on land-use or development within the participating

localities. This includes, but is not limited to, partnerships with other localities, housing authorities, school districts, special districts, community-based organizations, or any duly constituted governing body of an Indian Reservation or Rancheria. Applicants must provide a signed letter of commitment from the sub applicant with the application.

VI. Eligible Activities

Eligible activities must demonstrate a nexus to increasing housing and accelerating production.

Eligible activities may be part of a larger planning effort (e.g., a comprehensive zoning code update) if proposed activities have not been completed prior to the project start date, are distinct, and demonstrate a nexus to accelerating housing production. Eligible activities are not necessarily jurisdiction-wide and may include a smaller geography with a significant impact on housing production. For example, eligible activities may include a housing development-related project with a significant community level impact or planning or process improvement for a project with an ongoing community impact beyond the project.

Eligible activities may include a variety of planning documents and processes, including, but not limited to, the following as set forth in Health and Safety Code section 50515.03(c):

1. Rezoning and encouraging development by updating planning documents and zoning ordinances, such as General Plans, community plans, specific plans, implementation of sustainable communities' strategies, and local coastal programs;
2. Completing environmental clearance to eliminate the need for project specific review;
3. Establishing housing incentive zones or other area-based housing incentives beyond State Density Bonus Law such as a workforce housing opportunity zone pursuant to Article 10.10 (commencing with Section 65620) of Chapter 3 of Division 1 of Title 7 of the Government Code, or a housing sustainability district pursuant to Chapter 11 (commencing with Section 66200) of Division 1 of Title 7 of the Government Code;
4. Performing infrastructure planning, including for sewers, water systems, transit, roads, or other public facilities necessary to support new housing and new residents;
5. Planning documents to promote development of publicly owned land, such as partnering with other local entities to identify and prepare excess or surplus property for residential development;
6. Revamping local planning processes to speed up housing production;
7. Developing or improving an accessory dwelling unit ordinance in compliance with Section 65852.2 of the Government Code;
8. Planning documents for a smaller geography (less than jurisdiction-wide) with a significant impact on housing production, including an overlay district, project level specific plan, or development standards modifications proposed for significant areas of a locality, such as corridors, downtown or priority growth areas;
9. Rezoning to meet requirements pursuant to Gov. Code Section 65583(c)(1), and other rezoning efforts to comply with Housing Element requirements, including Gov. Code Section 65583.2(c) (AB 1397, Statutes of 2018);
10. Upzoning or other implementation measures to intensify land use patterns in strategic locations, such as close proximity to transit, jobs or other amenities;

11. Rezoning for multifamily housing in high resource areas (according to Tax Credit Allocation Committee/Housing Community Development Opportunity Area Maps);
12. Establishing pre-approved architectural and site plans;
13. Preparing and adopting Housing Elements of the General Plan that include an implementation component to facilitate compliance with the sixth cycle RHNA;
14. Adopting planning documents to coordinate with suballocations under Regional Early Action Planning Grants (REAP) pursuant to Health and Safety Code Section 50515.02(f) that accommodate the development of housing and infrastructure, and accelerate housing production in a way that aligns with state planning priorities, housing, transportation equity and climate goals, including hazard mitigation or climate adaptation;
15. Zoning for by-right supportive housing, pursuant to Gov. Code section 65651 (Chapter 753, Statutes of 2018);
16. Zoning incentives for housing for persons with special needs, including persons with developmental disabilities;
17. Planning documents related to carrying out a local or regional housing trust fund;
18. Environmental hazard assessments; data collection on permit tracking; feasibility studies, site analysis, or other background studies that are ancillary (e.g., less than 15 percent of the total grant amount) and part of a proposed activity with a nexus to accelerating housing production; and
19. Other planning documents or process improvements that demonstrate an increase in housing related planning activities and facilitate accelerating housing production; and
20. Establishing Prohousing Policies pursuant to Gov. Code Section 65589.9(f)(2).

VII. Ineligible Activities

1. Activities unrelated to preparation and adoption of planning documents, and process improvements to accelerate housing production and facilitate compliance to implement the sixth cycle of the RHNA;
2. Activities that obstruct or hinder housing production, e.g., moratoriums, downzoning, planning documents with conditional use permits that significantly impact supply, cost, approval certainty and timing, planned development, or other similarly constraining processes; and
3. Project specific planning documents that do not have a significant impact on accelerating housing production or significant community level or reoccurring benefit beyond the project.
4. Fresno COG may consider proposals that are combined with larger proposals that have a positive housing component and the net effect on accelerating housing production is significant. For example, an applicant may propose combining an open-space designation, downzoning, or antidisplacement measures with by-right upzoning that has a significant net gain in housing capacity.

VIII. Eligible Uses

1. Grant funds may cover the costs of temporary staffing or consultant needs associated with eligible activities;
2. Grant funds shall be used for the costs of preparing and adopting the proposed activity;

3. A jurisdiction that receives funds under this Program may use a subcontractor. The subcontract shall provide for compliance with all the requirements of the Program. The subcontract shall not relieve the jurisdiction of its responsibilities under the Program;
4. Eligible expenditures may be incurred and expended for the project(s) subject to the terms and conditions of the Agreement; and
5. Only approved and eligible costs incurred for work after February 2021, and completed during the grant term, will be reimbursable.

IX. Ineligible Uses

1. Program grant funds may not be used for administrative costs of persons employed by the grantee for activities not directly related to the preparation and adoption of the proposed activity;
2. No more than 5 percent of the grant amount may be used for administrative costs for any proposed use, to be approved by Fresno COG upon disbursement; and
3. Approved and eligible costs incurred prior to the application due date are ineligible.

X. Grant Timeline

Awarded projects can begin as soon as project recommendations are approved by the Fresno COG Policy Board. All work must be completed and submitted to Fresno COG by August 1, 2023. No time extensions will be granted.

XI. Project Selection Process

A scoring committee will evaluate and score the proposed projects. An agency may submit multiple project applications. Scoring committee representatives cannot score a project submitted by their own agency or organization. The scoring committee will recommend the award amount for each application.

If the program is oversubscribed, projects that are receiving Local Early Action Planning (LEAP) grant funds as well will be prioritized for funding. Any applications not funded during this round may be resubmitted for the next round of funding, which will be available in mid to late-2021.

The selected project(s) will go through Fresno COG Transportation Technical Committee, Policy Advisory Committee and Policy Board for endorsement.

The scoring committee comprises one representative from each of the following entities:

1. Fresno Council of Governments
2. City of Fresno/Clovis
3. Eastside city
4. Westside city
5. County of Fresno

XII. Scoring Criteria

SCORING CRITERIA	
Project Summary	
15 points maximum	Application provides sufficient detail regarding the proposed project, including summary, overall objectives, and major tasks and subtasks and plans for adoption and/or implementation.
Accelerates Housing Production	
20 points maximum	Application describes in detail how the proposed project will accelerate housing production.
Consistency with Sustainable Communities Strategy	
5 points maximum	Application describes how the proposed project is consistent with Fresno COG's 2018 Sustainable Communities Strategy.
Application Completeness	
5 points maximum	Application is complete and provides sufficient detail.
Implementation Capacity	
5 points maximum	Application describes in detail project readiness and implementation capacity within the timeline and budget provided.
50 points maximum	

XIII. Agreement

Grantees will enter into an Agreement with Fresno COG for distribution of funds. The Agreement will specify, among other things, the amount of funds granted, timeline for expenditure of funds, and the approved use of funds. Expenditure report dates and other requirements will also be identified in the Agreement.

Grantees that request Fresno COG to pay the consultant directly will be required to enter into a three-party agreement between Fresno COG, the grantee, and the consultant.

XIV. Accounting and Reporting

Fresno COG will monitor work and expenses to ensure the project is completed according to the contracted scope of work and project timeline. Monthly progress reports must be submitted to Fresno COG with detailed invoices for reimbursement or payment. The reports should describe the work that has been completed, a copy of any project deliverables, and an invoice that provides a summary of work completed by task, including staff/consultant hours.

- A. Grant funds cannot be disbursed until the Agreement has been fully executed;
- B. The grantee will be responsible for compiling and submitting all invoices and reporting documents. Grantees will submit for reimbursements or payment directly to the consultant to Fresno COG based on actual cost incurred;
- C. The grantee must bill based on clear deliverables outlined in the Agreement or scope of work. Only approved and eligible costs incurred for work after February 2021 are eligible;
- D. Work must be completed prior to requesting reimbursement/payment;
- E. **Grantees will have three administrative options, which must be identified on the application at the time of submittal:**

Option A: Grantee pays the consultant directly and invoices Fresno COG for reimbursement. This option is required for projects that are also utilizing LEAP funds.

Option B: Grantee approves invoices and submits them to Fresno COG to pay the consultant directly. (Three-party agreement between Fresno COG, grantee, and consultant required.)

Option C: Grantee approves invoices and submits them to Fresno COG to pay the consultant directly. Additionally, for local governments that have limited staff availability, Fresno COG staff assists grantee with project management, as specified in an agreement. (Three-party agreement between Fresno COG, grantee, and consultant required.)

- F. Project invoices will be submitted to Fresno COG by the grantee on a monthly basis;
- G. Supporting documentation may include, but is not limited to: receipts, progress payments, subcontractor invoices, time cards, etc.;
- H. Invoices must be accompanied by reporting materials where appropriate. Invoices without the appropriate reporting materials will not be paid. Fresno COG may withhold 10 percent of the grant until grant terms have been fulfilled; and
- I. Each recipient of funds under the Program shall expend those funds no later than August 1, 2023.

- J. The grantee must establish a separate ledger account for receipts and expenditures of grant funds and maintain expenditure details in accordance with the budget and timeline. Separate bank accounts are not required;
- K. The grantee shall maintain documentation of its normal procurement policy and competitive bid process (including the use of sole source purchasing), and financial records of expenditures incurred during the course of the project, in accordance with generally accepted accounting principles;
- L. The grantee agrees that Fresno COG or designated representative shall have the right to review and to copy any records and supporting documentation pertaining to the performance of the Agreement;
- M. The grantee agrees to maintain such records for possible audit for a minimum of three (3) years after final payment, unless a longer period of records retention is stipulated;
- N. Subcontractors employed by the grantee and paid with moneys under the terms of this Agreement shall be responsible for maintaining accounting records as specified above;
- O. At any time during the term of the Agreement, Fresno COG may perform, or cause to be performed, a financial audit of any and all phases of the award. At Fresno COG's request, the awardee shall provide, at its own expense, a financial audit prepared by a certified public accountant. The State of California has the right to review project documents and conduct audits during project implementation and over the project life;
- P. Fresno COG may request additional information, as needed, to meet other applicable audit requirements; and
- Q. Fresno COG may monitor expenditures and activities of an applicant, as Fresno COG deems necessary, to ensure compliance with Program requirements.

XV. Remedies of Nonperformance

- A. In the event that it is determined, at the sole discretion of Fresno COG, that the grantee is not meeting the terms and conditions of the Agreement, immediately upon receiving a written notice from Fresno COG to stop work, the grantee shall cease all work under the Agreement. Fresno COG has the sole discretion to determine that the grantee meets the terms and conditions after a stop work order, and to deliver a written notice to the grantee to resume work under the Agreement;
- B. Both the grantee and Fresno COG have the right to terminate the Agreement at any time upon 30 days written notice. The notice shall specify the reason for early termination and may permit the grantee or Fresno COG to rectify any deficiency(ies) prior to the early termination date. The grantee will submit any requested documents to Fresno COG within 30 days of the early termination notice; and
- C. There must be a strong implementation component for the funded activity through this Program, including, where appropriate, agreement by the locality to formally adopt the completed planning document. Localities that do not formally adopt the funded activity could be subject to repayment of the grant.
- D. Fresno COG may, as it deems appropriate or necessary, request the repayment of funds from an applicant, or pursue any other remedies available to it by law for failure to comply with Program requirements (Health and Safety Code section 50515.04(e)).

APPLICATION

Application Submittal Instructions

All grant application packages should be submitted electronically to Meg Prince, Senior Regional Planner, at mprince@fresnocog.org by 5:00 PM on March 5, 2021.

Required Application Documents

- The application in PDF format including:
 - Applicant Information
 - Project Description
 - Project Schedule and Scope of Work
 - Application Signature Page
 - Signed Letter of Commitment from Sub Applicant (if applicable)
- Board/Council resolution authorizing project application (due prior to Fresno COG Policy Board meeting on April 22, 2021)

Optional Supplemental Information

- Graphics of Project Area (when applicable)
- Letter(s) of Support
- Data

Applicant Information

Project Title	
Total Funding Request	
Administrative Preference	<p>_____ Option A: Grantee pays consultant directly and invoices Fresno COG for reimbursement. This option is required for projects also utilizing LEAP funds.</p> <p>_____ Option B: Grantee sends approved consultant invoices to Fresno COG for direct payment to the consultant. (Three-party agreement required.)</p> <p>_____ Option C: Grantee sends approved consultant invoices to Fresno COG for direct payment to the consultant. Additionally, for local governments that have limited staff availability, Fresno COG staff assists grantee with project management, as specified in an agreement. (Three-party agreement required.)</p>
Primary Applicant Agency	
Primary Contact Name and Title	
Email	
Phone	
Address	
Sub Applicant Agency	
Contact Name and Title	
Email	

Project Description

1. Project Summary (500 words maximum)

Please provide a summary of the project, overall objectives, and description of the tasks and major sub-tasks.

2. Nexus to Accelerating Housing Production (300 words maximum)

Please describe the nexus of the proposed project to accelerating housing production.

3. RTP/SCS Consistency (200 words maximum)

Please describe how the proposed project is consistent with Fresno COG's 2018 RTP/SCS.

4. Plan Implementation (200 words maximum)

Please describe the implementation strategies for the proposed planning project. Please identify any potential obstacles to successful implementation of the plan.

[illegible]

5. Project Schedule and Scope of Work

Please outline the tasks (high level and major sub tasks), budget, timeline, and deliverables in the table template provided below. If other funding is used, please note the source and amount in the notes column.

Task	Est. Cost	Begin Date	End Date	Deliverable	Notes
TOTAL COST					

Application Signature Page

**To the best of my knowledge, all information contained in this application is true and correct.
If awarded a grant, I agree that I will adhere to the program guidelines.**

Signature of Authorized Official (Applicant)

Print Name

Title

Date

Signature of Authorized Official (Sub Applicant)

Print Name

Title

Date



January 14, 2021

Fresno Council of Governments

Attn: Policy Advisory Committee

Attn: Transportation Technical Committee

RE: Agenda Item 2A: RTP/SCS Strategies

Dear Members of the Policy Advisory Committee and Transportation Technical Committee,

Leadership Counsel for Justice and Accountability works alongside the most impacted communities to advocate for sound policy and eradicate injustice to secure equal access to opportunity regardless of wealth, race, income, and place. We work with community leaders throughout Fresno County—including rural unincorporated communities and neighborhoods throughout South Fresno—on various issues such as safe and affordable drinking water, essential transit services, affordable housing, and the right to live free from industrial pollution with infrastructure that supports healthy lifestyles.

We appreciate the opportunity to comment on the RTP/SCS Strategies and Staff's willingness to work with us through the Environmental Justice Subcommittee and the RTP Roundtable. However, the Environmental Justice Subcommittee has not reviewed or discussed the proposed RTP/SCS strategies. This committee must have an opportunity to review and provide feedback and direction to these strategies that will drive the development of the SCS. We respectfully request the Environmental Justice Subcommittee be provided with the opportunity to review and provide feedback before any further approval by the Transportation Technical Committee, the Policy Advisory Committee, and the Policy Board. Given the Environmental Justice Subcommittee's role in elevating the issues and priorities of disadvantaged communities, it is of the utmost importance to ensure these strategies align with these communities.

Prior to the RTP/SCS Strategies' approval, we firmly believe that for the Fresno region to meet RTP/SCS consistency with federal and state law regulations, the 2022 RTP/SCS strategies need to be revised before approval. We remind this committee of the requirements of SB 375, which focus on deep commitments to healthy and sustainable communities through integrated land-use and transportation planning. The strategies are also not consistent with the transportation, land-use, and housing priorities that community residents brought up during the 2022 RTP or in our years of advocacy and organizing efforts. In these conversations, community members have unequivocally elevated their priorities in seeing meaningful, community-driven solutions like safe routes to school and active transportation.



All stakeholders must recognize that our region must set ambitious strategies to ensure that we meet Fresno County communities' current and future needs. As the most populous region in the Central Valley with some of the worst socio-economic, environmental, and public health outcomes, all amplified by the current pandemic, we must go beyond the status quo and model for the rest of the region

We reiterate our ask not to approve the existing strategies and consider the following recommendations:

- "Limit Growth footprint" should instead read, "Invest in existing communities prioritizing disadvantaged neighborhoods."
- "Provide a range of housing options across different income levels" should instead read, "Prioritize housing development to fulfill the highest RHNA needs."
- "Improve transit and shared mobility" to "Improve transit and alternative modes of transportation for high-need low-income communities."
- "Improve bike and pedestrian infrastructure" to "Improve pedestrian infrastructure in communities lacking active transportation options."
- "Improve transportation equity" to "Improve transportation equity and prioritize community-driven solutions."
- "Decrease congestion" to "Implement alternative transportation options to decrease congestion."
- "Increase climate resiliency" to "Invest in climate resiliency infrastructure and planning in high-need low-income areas."
- "Improve economic, environmental, and public health outcomes for disadvantaged communities" to "Improve and prioritize economic, environmental, and public health outcomes for disadvantaged communities."
- "Expand Roadway Capacity for the purpose of safety and goods movement" should be eliminated from the strategies as it does not promote healthy and sustainable communities, considering the impacts to communities the goods movement disproportionately creates in disadvantaged communities.



In addition to the edits above, we ask that the board consider adding the following RTP/SCS strategies:

- “Equitably prioritize grid capacity and electrification projects.”
- “Support and incentivize projects consistent with climate, equity, and public health.”
- “Create affordable housing options in high opportunity areas.”

We must set the highest standards for our region and ensure we are meeting communities' needs, and that is why we ask the Board to hold off on adopting the proposed strategies. As aforementioned, the proposed strategies need to be revised and discussed before their Board's approval and evaluated by the Environmental Justice Subcommittee. These strategies need to be in line with RTP/SCS consistency of federal and state law and the needs the community has voiced for their transportation priorities.

Thank you for your time and consideration.

Sincerely,

Karla Martinez & Leslie Martinez
Leadership Counsel for Justice and Accountability

**BEFORE THE
FRESNO COUNCIL OF GOVERNMENTS POLICY BOARD
RESOLUTION NO. 2021-01**

**RESOLUTION ADOPTING THE FRESNO COUNCIL OF GOVERNMENTS
2021 FTIP, RTP AMENDMENT NO. 4,
AND CONFORMITY ANALYSIS**

WHEREAS, the Fresno Council of Governments is a Regional Transportation Planning Agency and a Metropolitan Planning Organization, pursuant to State and Federal designation; and

WHEREAS, federal planning regulations require Metropolitan Planning Organizations to prepare and adopt a long range Regional Transportation Plan (RTP) for their region; and

WHEREAS, a 2018 Regional Transportation Plan Amendment No. 4 (2018 RTP Amendment No. 4) has been prepared in full compliance with federal guidance; and

WHEREAS, a 2018 Regional Transportation Plan Amendment No. 4 has been prepared in accordance with state guidelines adopted by the California Transportation Commission; and

WHEREAS, federal planning regulations require that Metropolitan Planning Organizations prepare and adopt a short range Federal Transportation Improvement Program (FTIP) for their region; and

WHEREAS, the 2021 Federal Transportation Improvement Program (2021 FTIP) has been prepared to comply with Federal and State requirements for local projects and through a cooperative process between the Federal Highway Administration (FHWA), the Federal Transit Administration (FTA), the State Department of Transportation (Caltrans), principal elected officials of general purpose local governments and their staffs, and public owner operators of mass transportation services acting through the Fresno Council of Governments forum and general public involvement; and

WHEREAS, the 2021 FTIP program listing is consistent with: 1) the 2018 Regional Transportation Plan Amendment No. 4; 2) the 2020 State Transportation Improvement Program; and 3) the corresponding Conformity Analysis; and

WHEREAS, the 2021 FTIP contains the MPO's certification of the transportation planning process assuring that all federal requirements have been fulfilled; and

WHEREAS, the 2021 FTIP and 2018 RTP Amendment No. 4 meets all applicable transportation planning requirements per 23 CFR Part 450; and

WHEREAS, Fresno Council of Governments has integrated into its metropolitan transportation planning process, directly or by reference, the goals, objectives, performance measures, and targets described in other State transportation plans and transportation processes, as well as any plans developed under 49 U.S.C. Chapter 53 by providers of public transportation, required as part of a performance-based program; and

WHEREAS, projects submitted in the 2021 FTIP and 2018 RTP Amendment No. 4 must be financially constrained and the financial plan affirms that funding is available; and

WHEREAS, the MPO must demonstrate conformity per 40 CFR Part 93 for the RTP and FTIP; and

WHEREAS, the corresponding Conformity Analysis supports a finding that the 2021 FTIP and 2018 RTP Amendment No. 4 meet the air quality conformity requirements for ozone and particulate matter; and

WHEREAS, the 2021 FTIP and 2018 RTP Amendment No. 4 do not interfere with the timely implementation of the Transportation Control Measures; and

WHEREAS, the 2021 FTIP and 2018 RTP Amendment No. 4 conform to the applicable SIPs; and

WHEREAS, the documents have been widely circulated and reviewed by Fresno Council of Governments advisory committees representing the technical and management staffs of the member agencies; representatives of other governmental agencies, including State and Federal; representatives of special interest groups; representatives of the private business sector; and residents of Fresno County consistent with public participation process adopted by Fresno Council of Governments; and

WHEREAS, a public hearing was conducted on December 16, 2020 to hear and consider comments on the 2021 FTIP, 2018 RTP Amendment No. 4, and corresponding Conformity Analysis;

NOW, THEREFORE, BE IT RESOLVED, that Fresno Council of Governments adopts the 2021 FTIP Amendment, 2018 RTP Amendment No. 4, and corresponding Conformity Analysis.

BE IT FURTHER RESOLVED, that the Fresno Council of Governments finds that 2021 FTIP and 2018 RTP Amendment No. 4 are in conformity with the requirements of the Federal Clean Air Act Amendments and applicable State Implementation Plans for air quality.

THE FOREGOING RESOLUTION was passed and adopted by Fresno Council of Governments this 28th day of January 2021.

AYES:

NOES:

ABSTAIN:

ABSENT:

Signed: _____

ATTEST:

Chairman

I hereby certify that the foregoing is a true copy of a resolution of the Fresno Council of Governments duly adopted at a regular meeting thereof held on the 28th day of January, 2021.

Signed: _____

Tony Boren
Executive Director



**Fresno Council
of Governments**

Measure C TOD Program Cycle IX

Call for Projects Application Packet

January 2021

**2035 Tulare Street, Suite 201
Fresno, CA 93721
Tel: 559-233-4148
Fax: 559-233-9645**

Overview

The TOD program was created in the 2006 Measure C Extension Plan. As recommended by the Measure C legislation, a TOD Technical Advisory Committee developed guidelines to provide guidance on the implementation of the TOD program. The TOD Program Guidelines were approved by the Fresno COG Policy Board and the Fresno Transportation Authority (FCTA) Board. A scoring committee membership was defined by the TOD Technical Advisory Committee and also approved by both Boards.

The TOD program will generate \$16.9 million during the 20-year lifespan of the Measure C program based on the estimation in December 2012. It is estimated that the TOD program is accruing about \$850,000 annually. There is approximately \$910,000 available in the program for the 9th funding cycle.

Please refer to the TOD program Guidelines for project eligibility and scoring criteria.

Timeline

January 15, 2021	Call for projects open
March 1, 2021	Application due
March 17, 2021 (Tentative)	TOD scoring committee meeting
April 9, 2021	TTC/PAC approval of the selected project(s)
April 29, 2021	Fresno COG Policy Board approval of the selected project(s)
June 9, 2021	FCTA Board approval of the selected projects(s)

Contact Information

Please submit all applications by 5:00 p.m. on March 1, 2021 via email to Kristine Cai at: kcai@fresnocog.org and Trai Her Cole at traih@fresnocog.org.

Capital Improvement Project Application

Project Title:

Sponsoring Jurisdiction:

Application Checklist:

- ☐ Completed application form
- ☐ Board/Council resolution authorizing project application (due prior to Fresno COG Policy Board meeting on April 29, 2021)
- ☐ Vicinity maps showing project locations, entitled land developments related to the project, and local/regional streets, bicycle, transit and highway facilities within and near the project area
- ☐ Documentation of support for the project from community groups or individuals (highly encouraged)
- ☐ Aerial photo and/or other photographs depicting existing conditions in the project area

Person Authorized to Submit Application:

I certify that I have reviewed the TOD Capital Improvement Projects Program Guidelines and the information submitted in this application is accurate and in accordance with the guidelines.

Name:

Title:

Signature:

Date:

Project Summary

1. Project Title
2. Project description: briefly describe the project goal, scope, and elements to be funded by the Measure C TOD program.
3. Total project cost
4. Total TOD fund request
5. Sponsoring jurisdiction
6. Primary contact person
7. Title
8. Address
9. Phone
10. E-mail
11. Other project partners

Capital Improvement Project Description

1. Introduction

Please provide a description of project objectives, setting, and relationship of the proposed project to existing and planned infrastructures in the project area.

2. Nexus to Transit Oriented Development

Describe the nexus of the proposed project to transit oriented development. Through an existing policy or an adopted plan, explain how the project will boost transit ridership, encourage biking & walking and support a livable and viable transit oriented community.

3. Land Use Characteristics of the Project Area

Please provide demographic and business profile of the project area. Identify existing and planned residential density, employment intensity and industrial mixes if any in the project area. Please also identify, if applicable, any affordable housing that the project supports.

4. Transportation Characteristics of the Project Area

Please identify the distance of the proposed project to the nearest BRT station. Describe the transit, bike and walk environment in the project area, and explain, if applicable, how the proposed project will contribute to providing multi-modal transportation choice to people who live or work in the area.

5. Urban Design & Parking Policy

Describe the existing or planned design characteristics or policies in the project area. Explain, if applicable, how the project will contribute to creating a positive image of the surrounding areas.

Describe, if any, existing or planned parking policies that are transit friendly.

6. Green Building

Please describe, if applicable, any green building element in the project.

7. Quality of Project and Additional Information

Describe the level of community support for this project. Describe how the proposed project will address the issues in the community, how the project will help create a

sense of place, and potential economic impact such as attracting private investment in the project area, etc. Please also identify any potential obstacles to the successful completion of the entire project.

8. Project Schedule and Scope of Work

Please outline the scope of work for this project. Please briefly describe deliverables and anticipated completion dates for each deliverables. Please also provide estimates of project expenses funded by the TOD program, and project revenue for the entire project.

Project expenses (TOD fund)

Item	Amount
Engineering	
Environmental Documentation	
Right of Way	
Construction	

Project Revenue (all sources)

Source	Year			
	Year 1 (\$)	Year 2 (\$)	Year 3 (\$)	Year 4 (\$)
TOD				
Local				
State				
Federal				
Private				
Total				

Planning Program Project Application

Project Title:

Sponsoring Jurisdiction:

Application Checklist:

☐

Completed application form

☐

Board/Council resolution authorizing project application (due prior to Fresno COG Policy Board meeting on April 29, 2021)

☐

Vicinity maps showing project locations, and local/regional streets, bicycle, transit and highway facilities within and near the project area

☐

Documentation of support for the project from community groups or individuals (highly encourage)

☐

Aerial photo and/or other photographs depicting existing conditions in the project area

Person Authorized to Submit Application:

I certify that I have reviewed the TOD Planning Program Guidelines and the information submitted in this application is accurate and in accordance with the guidelines.

Name:

Title:

Signature:

Date:

Project Summary

1. Project Title
2. Project description: briefly describe the project goal, scope, and elements to be funded by the Measure C TOD program.
3. Total project cost
4. Total TOD fund request
5. Sponsoring jurisdiction
6. Primary contact person
7. Title
8. Address
9. Phone
10. E-mail
11. Other project partners

Planning Project Description

1. Introduction

Please provide a description of project objectives, setting, and relationship of the proposed project to existing and planned land uses and transportation facilities in the project area.

2. Nexus to Transit Oriented Development

Please describe the nexus of the proposed project to transit oriented development. Explain how the project will boost transit ridership, encourage biking & walking and facilitate a livable and viable transit oriented community.

3. Planning Elements

Please describe how the planning elements (land use, transportation, urban design, affordable housing, green building and parking) as outlined in the planning project evaluation will be addressed in the proposed project. Please outline specific deliverables that will be developed (e.g. market analysis, form-based code, land use alternative, parking strategies, design standards, etc.).

4. Plan Implementation

Please describe the implementation strategies for the proposed planning project. Will this planning project lead to programming of any infrastructure projects, zoning changes, or general plan amendment? Please identify any potential obstacles to successful implementation of the plan.

5. Community Support

Please describe the level of interest from developers, and the extent of community support for the proposed planning efforts, and how the plan will address the issues in the community and help create a sense of place.

6. Project Schedule and Scope of Work

Please outline the scope of work for the proposed planning efforts. Please briefly describe deliverables and anticipated completion dates for each deliverables. Please also provide estimates of project expenses funded by the TOD program by deliverables, and project revenue for the entire project.

Project expenses (TOD fund)

Item	Amount
Deliverable 1	
Deliverable 2	
Deliverable 3	
Deliverable 4	

Project Revenue (all sources)

Source	Year			
	Year 1 (\$)	Year 2 (\$)	Year 3 (\$)	Year 4 (\$)
TOD				
Local				
State				
Federal				
Private				
Total				

Housing In-fill Incentive Program Project Application

Project Title:

Sponsoring Jurisdiction:

Application Checklist:

☐

Completed application form

☐

Board/Council resolution authorizing project application (due prior to Fresno COG Policy Board meeting on April 29, 2021)

☐

Vicinity maps showing project locations, and local/regional streets, bicycle, transit and highway facilities within and near the project area

☐

Documentation of support for the project from community groups or individuals (highly encouraged)

☐

Aerial photo and/or other photographs depicting existing conditions in the project area

Person Authorized to Submit Application:

I certify that I have reviewed the TOD Housing In-fill Incentive Program Guidelines and the information submitted in this application is accurate and in accordance with the guidelines.

Name:

Title:

Signature:

Date:

Project Summary

1. Project Title
2. Project description: briefly describe the project setting, and its relationship to existing and planned land use and transportation facilities in the project area.
3. Total TOD fund request
4. Sponsoring jurisdiction
5. Primary contact person
6. Title
7. Address
8. Phone
9. E-mail
10. Other project partners

Housing In-fill Project Description

1. Introduction

Please provide a description of project objectives, setting, and relationship of the housing project to existing and planned land use and transportation facilities within and near the project area.

2. Nexus to Transit Oriented Development

Please provide total housing units and average density of the project. Explain the nexus of the housing project to transit oriented development and identify the project's transit oriented elements such as accessibility to transit, level of mix uses in the project area, design, etc.

3. Use of TOD Fund

Please describe how the incentive funding will be expended. Provide details on the project/program the incentive funding will be expended on.

4. Affordable Housing

Please identify, if applicable, percentage of affordable housing in the project.

5. Green Building

Please describe, if applicable, any green building element in the project.

6. Project Schedule and Scope of Work

If the incentive money is to be expended on capital improvement projects, please outline the scope of work for this project. Please briefly describe deliverables and anticipated completion dates for each deliverables. Please also provide estimates of project expenses funded by the TOD program, and project revenue for the entire project.

Project expenses (TOD fund)

Item	Amount
Engineering	
Environmental Documentation	
Right of Way	
Construction	

Project Revenue (all sources)

Source	Year			
	Year 1 (\$)	Year 2 (\$)	Year 3 (\$)	Year 4 (\$)
TOD				
Local				
State				
Federal				
Private				
Total				

D. DETAILED WORK PLAN

Tasks and Deliverables

Our detailed work plan generally follows the broad task-level scope outlined in the RFP while adding details organized at the sub-task level. The most notable additions to the scope include:

- / A task specific to project management, to be sure the overall process of developing the Plan remains on schedule and within budget; and
- / Tools and resources to conduct any meeting virtually, if needed, based on whatever the most current conditions are related to the COVID-19 pandemic.



Creative elements we have added to the scope to facilitate the Plan's long-term success are noted as **FACILITATING LONG-TERM SUCCESS** and are based on a combination of our experience working within this region as well as working with a variety of communities to develop and implement safety improvement plans.

The overall workflow for the Plan's development is shown in **Figure 3**. It illustrates that project management occurs throughout all of the activities. The Safety Steering Committee provides input to inform and influence the four core tasks of the Plan's development. Public outreach feeds input into the existing conditions report and range of strategies to improve transportation safety. Collectively, the results of those activities lead to an implementable Plan for the COG and its partner agencies.

Task 0 Project Management

Task 1 Purpose Engage multidisciplinary partners in the Plan's development to create a holistic, inclusive, and implementable set of strategies to improve roadway safety.

0.1 Project Kick-Off Meeting

Kittelson will prepare for and conduct a project kick-off meeting with Fresno COG project manager and other core participants of the project. The meeting will confirm schedule, scope, and key interests from the COG's perspective, identify near-term data or information the consultant team needs from the COG, and identify the members of Safety Steering Committee. Based on current conditions under the COVID-19 pandemic, we anticipate that this kick-off meeting would be held virtually. If those conditions change and an in-person meeting is feasible, we would conduct this meeting in-person.

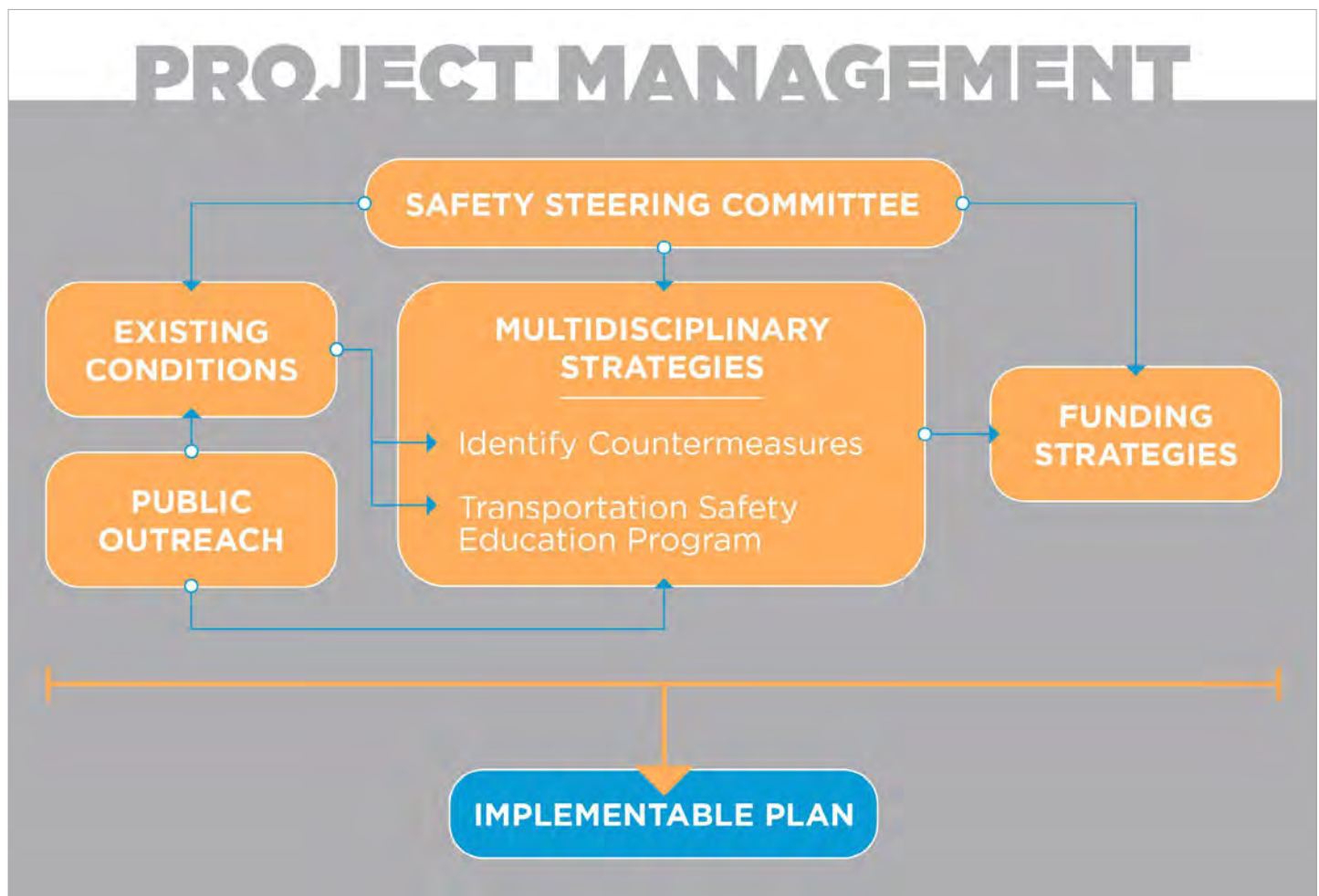
0.2 Bi-weekly Conference Calls and Monthly Progress Reports and Invoices

Our Kittelson project manager, Erin Ferguson, will conduct 30-minute biweekly conference calls with the COG's project manager. The focus of these calls will be to provide an update regarding ongoing work, identify any potential issues that require resolution, and provide a recurring opportunity for the COG's project manager to provide our team with feedback to be sure we are meeting or exceeding expectations.

DELIVERABLES

- / Kick-off meeting agenda, materials, and meeting notes
- / Agendas and notes from biweekly conference calls
- / Monthly invoices and progress reports

Figure 3. Work Flow to Develop the Plan



Task 1 Safety Steering Committee

Task 1 Purpose Engage multidisciplinary partners in the Plan's development to create a holistic, inclusive, and implementable set of strategies to improve roadway safety.

1.1 Establish Roster for Safety Steering Committee


Kittelson will work with the COG to identify the specific members for the Safety Steering Committee (SSC). This effort will start as part of the discussion during the kick-off meeting. Kittelson will then work with the COG to reach out to those organizations and local jurisdictions to confirm the individuals who will be participating as part of the SSC. We anticipate the roster to include local governments, bicycle and pedestrian interests, disabled communities, California Highway Patrol, Caltrans, local law enforcement, and emergency services. We also recommend including school districts and the County Department of Public Health as members of the SSC.

Kittelson will maintain the list of organizations, individuals providing representation, contact information, and their engagement in the Plan's development (e.g., meeting attendance, comments on deliverables).

1.2 Conduct up to 6 Safety Steering Committee Meetings

Kittelson will work with the COG to conduct up to six (6) SSC meetings over the course of the Plan's development. We assume that Kittelson will be responsible for coordination with the COG and SSC members to schedule meetings; prepare and disseminate meeting agendas and materials prior to each meeting; facilitate each meeting; record minutes at each meeting; and disseminate meeting notes after at each meeting. Given current conditions under the COVID-19 pandemic, Kittelson assumes some of the SSC meetings occurring nearing the start of this project will need to occur virtually, and those occurring toward the end will be able to take place in-person.

Virtual and interactive brainstorming exercise from Kittelson's work on FHWA's Pedestrian and Bicycle Strategic Safety Plan.



We anticipate the six SSC meetings to occur at the following stages of the Plan's development:

- / **SSC Meeting #1:** Plan's Purpose, Role of the SSC, and Existing Safety Related Activities
- / **SSC Meeting #2:** Draft Existing Conditions Report Findings and Open Discussion of Potential Safety Strategies
- / **SSC Meeting #3:** Draft Safety Strategies and Open Discussion of Safety Education Program
- / **SSC Meeting #4:** Draft Safety Education Program and Open Discussion of Funding Strategies
- / **SSC Meeting #5:** Draft Funding Strategies and Open Discussion of Plan Format and Presentation
- / **SSC Meeting #6:** Draft Plan Document and Feedback

For the SSC meetings that need to occur virtually, Kittelson brings a wide range of tools for sharing information visually and allowing stakeholders to comment on it in real-time in a virtual meeting format. In addition to being comfortable using a variety of videoconference platforms (Zoom, Microsoft Teams, etc.), we have interactive visual tools such as Concept Boards and Mural.Co that enable stakeholders to view and comment directly on content as others are also viewing and commenting. Those tools help simulate a workshop type of environment.

DELIVERABLES

- / Roster for Safety Steering Committee
- / Scheduling and facilitation for up to six SSC meetings
- / Meeting agendas and materials for up to six SSC meetings

Task 2 Existing Conditions Report

Task 2 Purpose Provide a report that documents current multimodal roadway safety performance across the county to establish a baseline from which to improve and to identify the emphasis or challenges areas on which to focus.

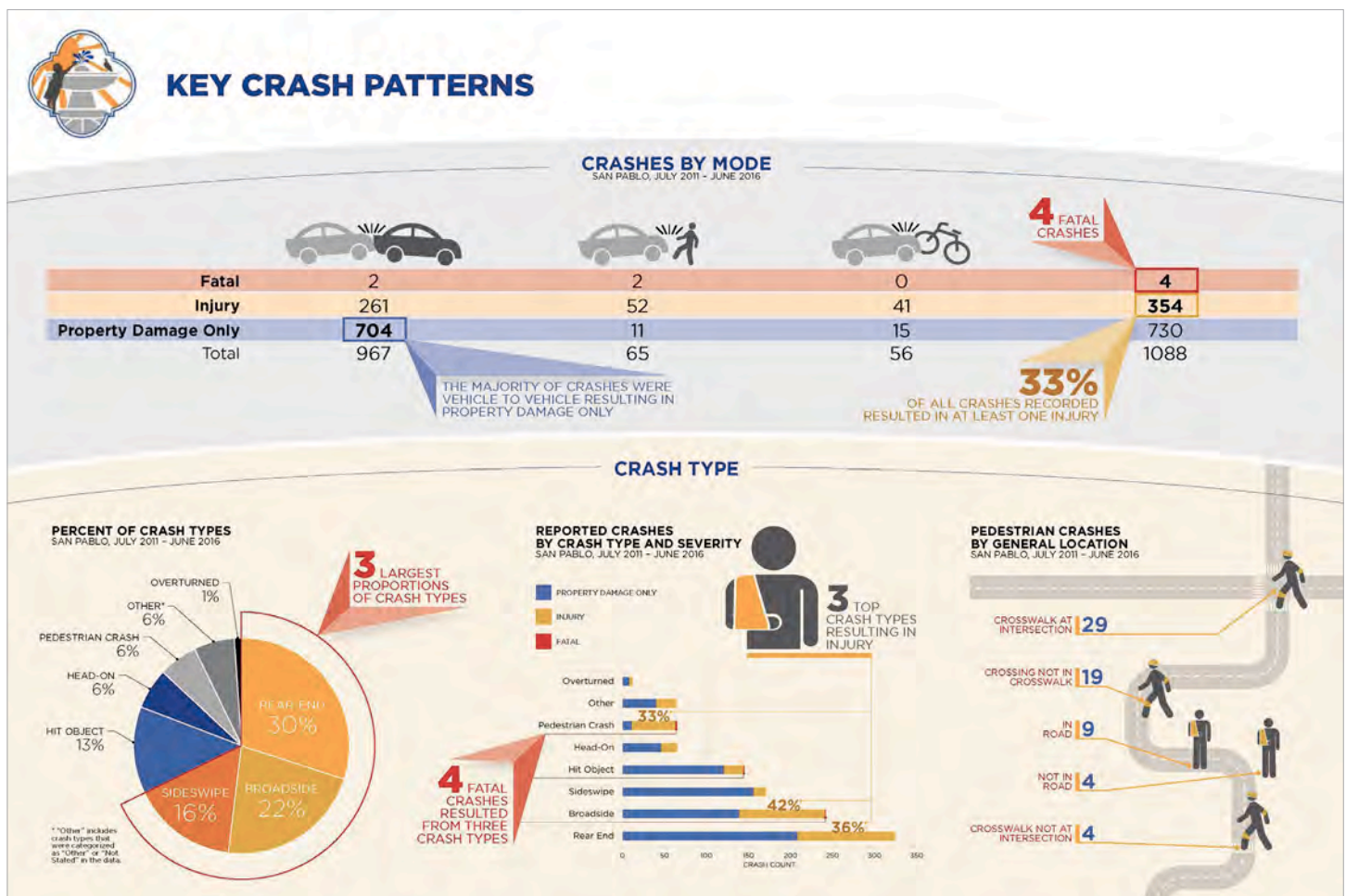
2.1 Summary of Existing Safety Related Policies and Programs

Kittelson will obtain from the COG and its partner agencies information related to existing transportation safety policies and programs already under way. This includes the several SSARP and LRSPs that have been completed or are under way for some of the COG's partner agencies. This will provide an opportunity to succinctly document in the Plan work recently completed or soon to be completed that the COG and its partners can build on to further advance transportation safety.

2.2 Data Collection and Database Establishment

There are several types of data valuable for regional safety analysis. These include: crash data, traffic volume data, roadway characteristic data (e.g., location of signals, number of vehicle lanes), and land use data (e.g., locations of schools, transit stops). In this subtask, Kittelson will work with the COG and its partner agencies to gather as much of that data as is currently available. We will then integrate that data into a GIS-based database that will be used for the analysis described in Task 2.3. That database will also be a deliverable to the COG and established with supporting documentation so the COG can maintain and use it in the future. **The database will include regional corridors and state facilities.**

Specific to crash data, it will be critical to obtain the most recent five years of collision data to create a comprehensive crash database for the entire Fresno County region. We know from working with the City of Fresno on its Systemic Safety Analysis Report (SSAR) and from reviewing the current crash data available in state databases for the entire Fresno County region, that the



state databases do not include all of the reported incidents from across the region.

Reviewing crash data in the state databases for other local jurisdictions within the county indicate that similar discrepancies may be present throughout the region. This Plan's development creates an opportunity to resolve those discrepancies for now and into the future. Kittelson will work closely with the COG and its local agency partners to obtain whatever crash data is locally available, and from that data create a complete crash database that spatially maps each reported incident and its associated data in a GIS database.

programs. The database will also serve as a tool for the region to understand how transportation safety is changing over time. To facilitate maintaining the database into the future, Kittelson will create an interface to upload new data and conduct a training for Fresno COG and its partners.

2.3 Existing Transportation Safety Performance

Kittelson will use the database established in Task 2.2 to identify trends, location characteristics, and contributing factors for each of the California Strategic Highway Safety Plan (SHSP) Challenge Areas. This work will be multimodal, documenting collisions and trends by mode as well as by local jurisdiction. We will conduct this work by considering descriptive statistics of the crash data as well as analyzing the crash data spatially.

Descriptive Statistics

We will identify crash patterns, crash trends, and primary contributing factors that most



FACILITATING LONG-TERM SUCCESS

Kittelson will deliver the comprehensive crash database to Fresno COG as a deliverable to enable the COG to maintain a complete crash database into the future. This will position the COG and its agency partners to be competitive for grant funding that targets safety improvement projects and

commonly recur in the regional crash data as well as those that are most common for each local jurisdiction within the region. These findings will be summarized using charts and graphs. Also as part of this effort, we will look at how the region's and each local jurisdiction's crash patterns and trends compare to the Challenge Areas identified in the current SHSP. 2

Spatial Analysis

We will identify high-injury networks (HIN) (i.e., high priority locations) for the region as well as within each local jurisdiction to provide clarity on what locations have the greatest opportunity for safety improvements. We can produce HINs by mode (vehicle, pedestrian, bicycle, etc.) or by crash severity or specific to a challenge area. We will work the COG and SSC to determine which would provide the greatest utility to the COG and its partner agencies.



FACILITATING LONG-TERM SUCCESS

We recognize that the region is diverse with respect to its characteristics and needs. For those reasons, we believe the Plan should be based on analysis that considers the regional conditions as well as local-level analyses because that will:

- / Create awareness of local needs that otherwise may not be apparent by only conducting analysis at a region-level.
- / Lead to strategies and improvements that are implementable and effective at a local level.
- / Position all partners for safety funding to support the Plan's implementation.
- / Create consistent support for the Plan because it will be clear how each community within the region is included and represented.

We took this approach while working for Alameda County Transportation Commission on its most recent transportation plan. We identified high-injury networks by mode for each local jurisdiction as well as the region as whole. This provided each of the 13 local jurisdictions with a clear understanding of what locations within their communities would be most competitive for safety grant funding. It also provided Alameda CTC a clear understanding of where regional funds could be directed for the greatest regional benefit.

The draft and final existing conditions reports will present findings using visuals and graphics to support the text. The explanation of the technical approach to the work will be included as an appendix so that the body of the report may focus on the findings that will be the basis for the Plan's recommendations.

DELIVERABLES

- / Comprehensive Crash Database with User Guide and Training
- / Draft Existing Conditions Report—Incorporating Regional and Local Jurisdiction Analyses
- / Final Existing Conditions Report—Incorporating Regional and Local Jurisdiction Analyses

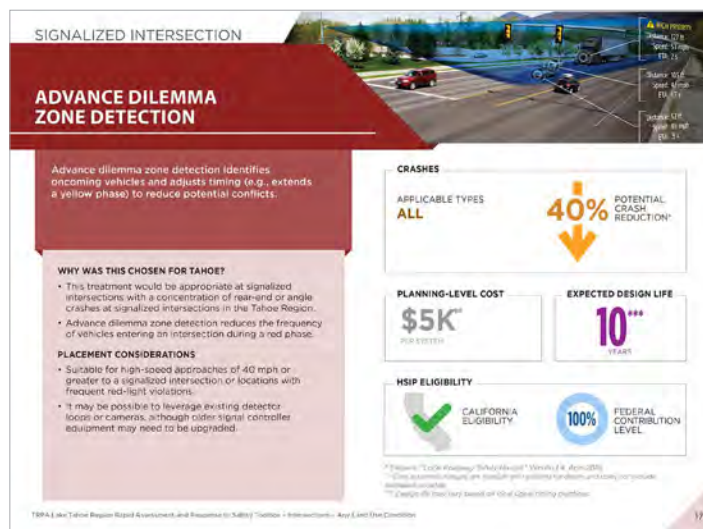
Task 3 Identify Countermeasures and Implementation Strategies

Task 3 Purpose Identify implementable strategies and countermeasures to address the high-priority locations and challenges areas identified in Task 2.

3.1 Safety Strategies for Challenge Areas—Urban and Rural

Based on the findings in Task 2, we will identify safety strategies to address the crash patterns and trends in the dominant challenge areas. This subtask will focus on identifying engineering, education, enforcement, and emergency services-related strategies. Input from the SSC will be particularly important as part of this task to make sure the Plan includes strategies that align to improve safety and are implementable for the COG and its partners.

The **engineering strategies** will be organized in a toolbox type of form that describes the treatment, shows an image or photo of each treatment, the context in which it is applicable, the mode or road users that the treatment would benefit and/or impact (e.g., some treatments benefit one mode over another, and those tradeoffs would be presented), the specific type of crashes it helps to address, the challenge areas it helps to address, a planning-level cost estimate, the expected degree of crash reduction (if known), and if it has typically been eligible for HSIP funding. The toolbox will be organized to clearly identify what countermeasures are most relevant to urban vs. rural contexts as well as which local agencies tend to have crashes and conditions that may benefit the most from the countermeasure.




The **enforcement strategies** will focus on best practices for improving roadway and community safety. Research has found that most enforcement strategies have limited long-term impacts for changing road user behavior. Therefore, the most effective enforcement strategies tend to be those that can be done transparently, consistently, and in coordination with education or outreach campaigns such as enforcement in school zones during school hours.

Collectively, the strategies will be presented in a Safety Strategies Memorandum that describes each, and discusses how each can be implemented at the regional and/or local level.

Kittelson will work with the COG and SSC to identify up to 20 high priority locations from the high-injury-networks for which to develop concept designs for safety improvements. As part of the selection of the 20 high priority locations, Kittelson will work with Fresno COG to integrate an equity index to quantitatively consider equity in project prioritization.

The intent of this subtask will be to: (1) demonstrate how the treatments from the toolbox developed in Task 3.1 can be applied to specific locations; and (2) create projects and materials the COG and its partner agencies can use to pursue grant funding to implement the improvements (e.g., preparing projects and content competitive for HSIP Cycle 11 grant funding).



FACILITATING LONG-TERM SUCCESS

Applying the engineering strategies to up to 20 of the highest priority locations provides an opportunity to demonstrate the toolbox's utility, make adjustments to the toolbox as needed, and position high-priority improvements for implementation. We have successfully used this approach as part of other safety planning studies, and in doing so in the previously funded HSIP cycle, helped local agencies in California secure over \$16 million for safety improvement projects. Those same agencies are also using the next set of priority projects from their respective plans to pursue funds as part of the currently open HSIP call for applications.

- / Draft Engineering Countermeasures Toolbox
- / Final Engineering Countermeasures Toolbox
- / Draft Safety Strategies Memorandum
- / Final Safety Strategies Memorandum
- / Draft Safety Improvement Projects Memo
- / Final Safety Improvement Projects Memo

Task 4 Public Outreach

Task 4 Purpose To solicit input from the community about their concerns around safety for all transportation modes including walking, bicycling, driving, using micromobility options such as scooters, and riding motorcycles. To seek the community's input on the recommendations for potential improvements.

We will develop an accessible community process that is:

- / Geographically accessible, so that we engage residents in both the urban and rural areas of Fresno County.
- / Linguistically accessible, with all materials provided in multiple languages, including Spanish, Hmong, Panjabi, and others as allowable by the budget.
- / Physically accessible to people of all abilities; for example, presentations are accessible for people with visual impairment.
- / Culturally appropriate; we will consider: Are we asking questions that are relevant and important to this community? Does the community see themselves reflected in the project staff, key decisionmakers, and the plan?

4.1 Public Engagement Strategy

During the course of this project, Fresno County residents may face competing demands for their time and attention. Even those who care deeply about safety improvements, and want to be involved in the decision-making process, may find it difficult to dedicate time to providing feedback.

For this reason, our team will develop a public engagement strategy with input from Fresno COG staff and the Safety Steering Committee that is thoughtful, empathetic, and contextually appropriate. We propose specific tools and technologies under Task 4.2 for virtual engagement; however, we can pivot to hold in-person engagement, if appropriate. As a part of the public engagement strategy, we will develop a one-page Equity Framework and develop strategies that elevates the voices of historically marginalized peoples.

The public engagement strategy will organize engagement into the following three phases. Each phase will include engagement techniques specially tailored to that phase to collect

information that is useful in moving the project forward, building consensus, and in making key decisions throughout the life of the project:

- / **Phase 1—IMAGINE** Gather input on existing conditions and concerns around transportation safety and identify possible locations, and ideas, for improvements.
- / **Phase 2—ITERATE** Gather input on the proposed recommendations and transportation safety education program.
- / **Phase 3—IMPLEMENT** Gather input on the Draft Plan.

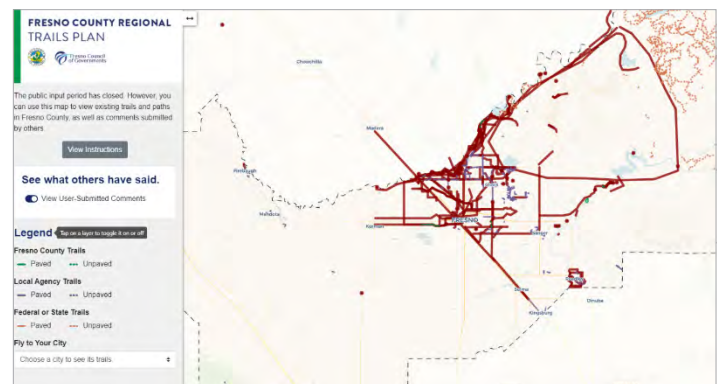


FACILITATING LONG-TERM SUCCESS **Community-Based Organization Partnership**

As an optional task, we can arrange a collaborative, paid partnership with a local Community-Based Organization (CBO) to co-facilitate the public outreach activities. We have had great success with this model on multiple projects, particularly when engaging with diverse communities for whom English is a second language. Potential partners could be Cultiva de Salud, California Walks, Fresno Economic Opportunities Commission, among others. Partnering with Community-Based Organizations will also lay the foundation for the long-term sustainability and success of the Transportation Safety Education Program, as Fresno COG will have established relationships with CBO staff and can partner with them in the future to disseminate safety and education materials and programming in difficult-to-reach communities.

The process below outlines how the CBO can be selected and contracted with:

- / Our team will prepare a simple matrix with potential CBOs to identify key audiences the organization can help engage (e.g. children, families, person with disabilities, etc.).
- / In collaboration with Fresno COG, the list of CBOs will be narrowed down to three preferred organizations that will each be invited to attend a brief conference call to assess their willingness to participate and capacity to engage in the public process. Fresno COG and our team will then select the CBO to participate in the project.
- / Our team will prepare a subconsultant agreement for the CBO that outlines the expected level of involvement and agreement requirements. The CBO's exact involvement will be detailed in the Public Engagement Strategy.



It will be expected that the selected CBO will advertise all engagement events to their network, and review and comment on the draft Plan (Task 7.1) and community engagement materials.

4.2 Virtual Engagement

On past projects similar to this plan, our team has used a wide array of virtual engagement strategies. We have found that the following strategies are most successful at reaching a broad cross-section of the community and gathering actionable input:

- / Develop a highly visual project website that provides information about the project and different ways for people to give input.¹
- / Create an online map, inclusive of a survey, to seek input on safety concerns for all modes, including walking, bicycling, driving, using micromobility, and riding motorcycles. The map and survey will be available in multiple languages.² To address the digital divide, the online survey could also be conducted as a text message survey.
- / Support Fresno COG staff in holding virtual “coffee klatches,” or online office hours, for drop-in conversations with community members.³

- / Use an online platform that allows participants to leave digital “sticky notes” to comment on the proposed recommendations.
- / Incorporate engagement about this project into existing County and municipal newsletters, social media, and other communication outlets to broaden the audience and reach.

We can adjust these techniques as needed in response to COVID-19 public health mandates. Specific outreach and engagement strategies will be selected in consultation with Fresno COG staff and will be commensurate with the budget available for this task.

DELIVERABLES

- / Public Engagement Strategy (draft and final)
- / Implementation of virtual engagement with translated materials
- / Optional: Community-based organization participation

Task 5 Transportation Safety Education Program

Task 5 Purpose To create a transportation safety education program that includes specific focus areas and incorporates a safety campaign, safety education for students, focused outreach to people who use different transportation modes, and other elements as determined by community engagement and existing conditions analysis.

In our experience, transportation safety education programs and campaigns are most effective when tailored to the communities they serve and focused on actual transportation safety problems rather than individual perceptions. This requires both a detailed review of data on crashes and risky

¹ Connect Beverly Hills, led by Toole Design's Los Angeles office: <https://connect.beverlyhills.org/>

² Online, interactive map and survey for the Downtown Lowell Multimodal Complete Streets Plan. Map and survey were developed by Jonathan Yuan, who is included in this proposal: <https://tooledesign.github.io/lowell/>

³ Listening Sessions to solicit input on the draft recommendations for the Alameda Active Transportation Plan: <https://www.alamedaca.gov/Shortcut-Content/Events-Activities/Active-Transportation-Plan-Listening-Session-1>

behaviors (e.g., speeding and DUIs) (as a part of Task 2), and outreach to the community to confirm and add nuance to the transportation safety problems indicated in the data (as a part of Task 4). It also requires considering a community's values and ability to commit resources to the program, and an evaluation that enables assessment of the campaign's impact relative to its goals.

One example of tailoring such work to fit community needs is Toole Design's work to create railroad crossing safety messaging specifically for school-age children and their parents as part of safety education program for Alameda CTC. Improving safety at-grade railroad crossings was identified as a priority based on data as well as community input and concerns. Similar focus areas and tailored messaging will be done as part of the Fresno COG Transportation Safety Improvement Plan's development.

5.1 Best Practice Research and Interviews

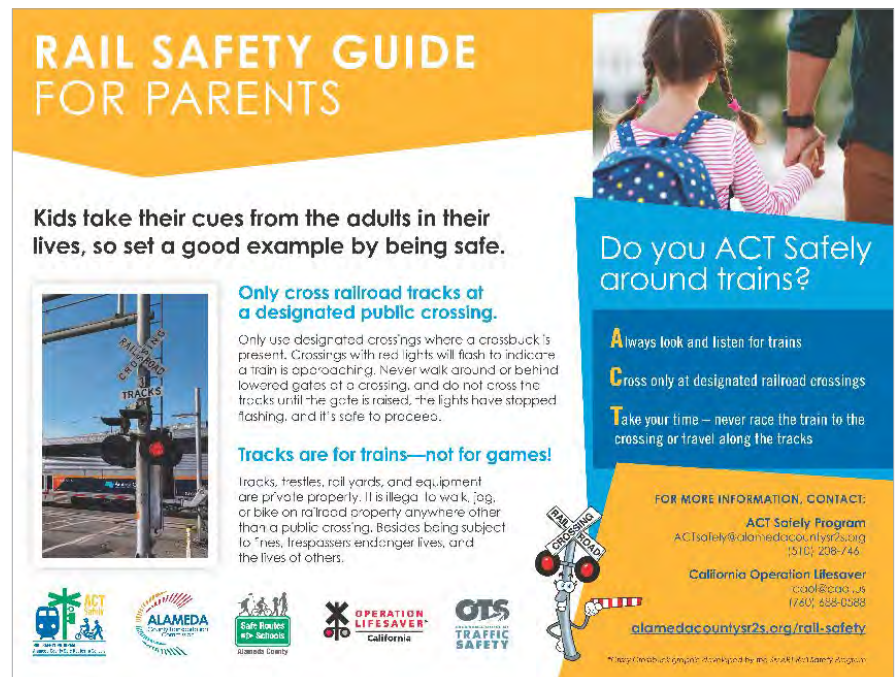
To begin, our team will research best practices in transportation safety education programming, with a focus on achieving behavioral change. We will review best practices within the transportation industry, but also neighboring industries such as public health. This research will be supplemented by up to four telephone interviews with staff from Fresno COG, municipalities, and/or local agencies that represent urban and rural perspectives. As an option, we could also hold interviews with other counties or cities that have had similar successful campaigns.

We will compile our findings from the best practice research and interview meeting notes into a slide deck for Fresno COG to provide comments on which approaches or techniques most resonate and would be most feasible to implement.

5.2 Development of Education Program

Based on Fresno COG's feedback on Task 5.1, Toole Design will develop the transportation safety education program with specific focus areas and will include branding and visual communication, educational messaging, program toolkit, and implementation trainings.

Example from Toole Design's work for the Alameda CTC on transportation safety for school-age children.



5.2.1 Program Branding

Compelling and consistent visual communication is an essential element of any successful safety education program or campaign. We will develop a captivating branding strategy for the safety campaign, including a unique title and tagline, a color palette, and a set of graphic templates.

5.2.2 Educational Messaging

We will develop educational messaging focused on behavioral change. The program will include tailored messaging and information for, at a minimum, the following segments of the Fresno community:

- / The general public;
- / Users of different transportation modes, such as pedestrians, bicyclists, motorists, and users of micromobility;

- / K-12 students, including special messaging for adolescents; and
- / Any other sub-groups identified during community engagement, Task 5.1 interviews, and best practice research.

The program will be multifaceted and will be culturally appropriate for a variety of diverse communities within Fresno County. The program will include approaches that can be used for virtual engagement, in-person events, a traditional media campaign, and through social media. The materials will be translated into multiple languages, including Spanish, Hmong, Panjabi, and others as allowable by the budget.

5.2.3 Toolkit

We will produce an educational toolkit including the messaging, techniques, and materials needed facilitate program implementation. As allowable by the available budget for this task, the toolkit will include material for distribution at events or as needed; boilerplate language for social media and websites; customizable campaign posters and flyers; tip sheets for facilitators; and other useful tools.

5.2.4 Training

We will deliver a Safety Education Program that is user-friendly and ready for on-the-ground implementation. We will facilitate a virtual training session for Fresno COG staff and key stakeholders who will be implementing the program. During training sessions, we will cover:

- / The transportation safety context in Fresno (based on the existing conditions analysis in Task 2)—communicating why it is so important to shift behaviors;
- / Key topics in safety education, so that attendees can be ambassadors for the messaging in their own neighborhoods and communities; and
- / How to use and distribute the materials and techniques included in the Transportation Safety Education Program Toolkit.

If Fresno COG desires, we can invite community partners that regularly conduct health and safety campaigns and educational campaigns to participate in the training, such as Department of Health staff, K-12 teachers, and community organizers. In this way, the Safety Education Program may be integrated with ongoing and existing efforts to educate and reach Fresno community members.



FACILITATING LONG-TERM SUCCESS

Optional Task: Development of Program Evaluation

As an optional task, our team will develop an evaluation of the transportation safety education program for Fresno COG and its partners to use to measure success and identify needed modifications. The evaluation will be based upon criteria that is easy to measure and track, such as the number of students or classrooms receiving the training, social media engagement and website analytics, surveys measuring the effectiveness of a training, or knowledge retention, and other measures. Evaluation of the program, and adjusting as needed, will allow for a thriving successful safety education program that truly serves the needs of Fresno County residents and families.

DELIVERABLES

- / Interviews with Fresno COG, municipalities, local agencies, and/or counties with similar campaigns (up to four)
- / Slide deck with findings from best practice research and interviews
- / Development of a multifaceted transportation safety education program, including program branding, educational messaging, toolkit, and training
- / Optional: Draft and final evaluation design memorandum, including evaluation criteria

Task 6 Funding for Implementation Strategies

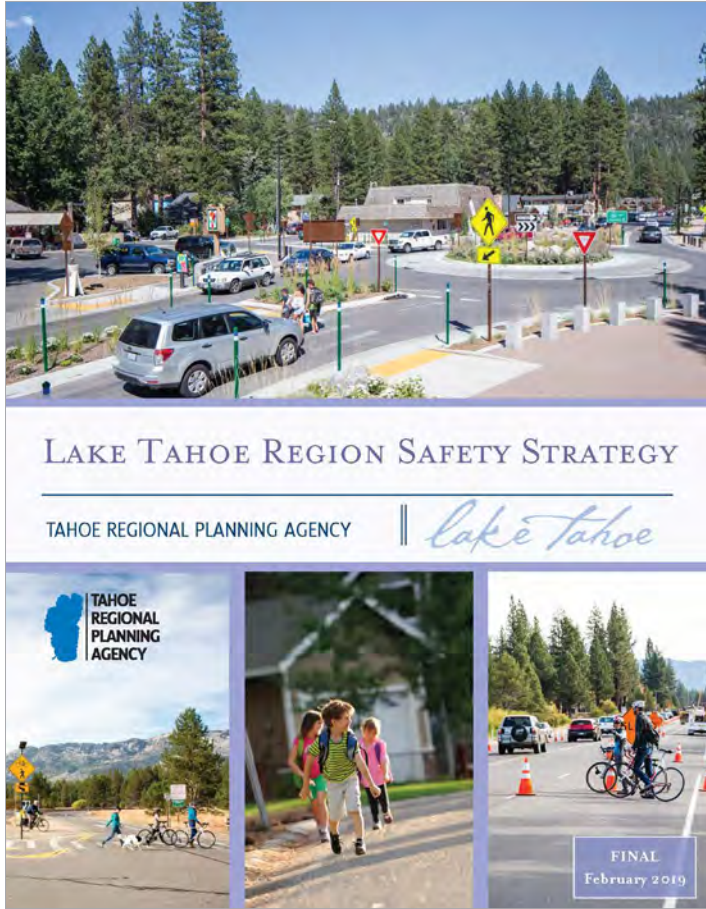
Task 6 Purpose Identify funding sources that can be used to implement the strategies and recommendations in the Plan.

Kittelson will identify the approximate funding needs for the strategies and recommendations in the Plan, organizing them over a planning horizon of five to seven years, assuming that the Plan itself will be updated once during that time frame. This will provide a basis for identifying annual funding needs to implement the various strategies and priorities described in the Plan. We will then identify the different funding sources, including potential grant funds that could be used to meet those needs. The funding sources will take into account the specific type of recommendations—e.g., some funding sources can be used for

Example summary of funding sources from Alameda CTC Active Transportation Plan (Kittelson and Toole Design).

4 TAKING ACTION												
Summary of Potential Active Transportation Funding Sources												
	ATP Projects Primary (P) or Accessory (A) Focus	Off-street Bicycle Facilities (Class I)	On-street Bicycle Facilities (Class II, III, IV)	Bike Parking	Transit-supportive and Access Improvements	Traffic Calming	Roundabouts	Pedestrian Crossing Enhancements (Pbts, Bbbs, etc.)	Low Impact Design and Stormwater Infrastructure	Complete Streets and Corridor Planning Studies	Programs	Implementation and Maintenance and Operations
Federal Programs												
Better Utilizing Investments to Leverage Development (BUILD) Grant (Formerly TIGER)	A	X	X		X		X	X	X			US DOT
Congestion Management & Air Quality (CMAQ)	P	X	X	X	X	X	X	X	X		X	FHWA
Surface Transportation Block Grant (STBG) Program	P	X	X		X		X	X				FHWA
Land and Water Conservation Fund (LWCF)	P	X							X			NPS
Rivers, Trails, and Conservation Assistance Program	P	X							X		X	NPS
State Programs												
Active Transportation Program (ATP) Grant	P	X	X	X	X	X	X	X	X	X	X	Caltrans
Sustainable Communities Grant	P									X		Caltrans
Strategic Partnerships Grant	P									X		Caltrans
Adaptation Planning Grant	P									X		Caltrans
State Highway Operation and Protection Program (SHOPP)	A		X									Caltrans
Highways Safety Improvement	P		X					X				Caltrans

Final plan, Lake Tahoe Region Safety Strategy (Kittelson and Toole Design).



only engineering activities, some restricted to enforcement needs, etc. Kittelson will document the funding needs and corresponding sources in a draft and final memorandum.

DELIVERABLES

- / Draft Funding Strategies
- / Final Funding Strategies

Task 7 Plan Document

Task 7 Purpose Document the recommendations and strategies in a Plan that can be implemented and used by the COG and its partners.

7.1 Admin Draft Plan and Draft Final Plan

Kittelson will prepare the Admin Draft of the Plan for review by the COG and SSC. We will revise the Plan based on those comments and prepare a Draft Final Plan that can be released for broader public review and presented to the TTC, PAC, and Policy Board.

7.2 Presentations to TTC, PAC, Policy Board

We will coordinate with COG to present the Draft Final Plan and Final Plan to the TTC, PAC, and Policy Board. Kittelson will prepare draft presentation materials for the COG’s review and then the final presentation materials for the meetings.

7.3 Final Plan

We will prepare the Final Plan based on the final comments from the public, TTC, PAC, and Policy Board reviews. We will make those edits in coordination with COG and SSC.


DELIVERABLES

- / Admin Draft Plan
- / Draft Plan
- / Final Plan
- / Presentation of Plan

Schedule

Figure 4 shows the Kittelson team’s proposed schedule for completing this project.

Figure 4. Kittelson Team Schedule



REQUEST FOR PROPOSAL

MULTI-JURISDICTIONAL LOCAL ROADWAY SAFETY PLAN

**Fresno Council of Governments
2035 Tulare Street, Suite 201
Fresno, CA 93721
(559) 233-4148**

Additional information on this proposal can be found on the Fresno COG website under “Agendas/Info” > “Doing Business w/ Fresno COG”

www.fresnocog.org

Contact: Trai Her-Cole, Associate Regional Planner
Fresno Council of Governments
traih@fresnocog.org

Issued: January 4, 2020

Due: January 22, 2021 by 4:00pm

REQUEST FOR PROPOSALS

Multi-Jurisdictional Local Roadway Safety Plan

The Fresno Council of Governments (Fresno COG) is requesting proposals from qualified consultants to develop a Multi-Jurisdictional Local Roadway Safety Plan (MLRSP) for 10 jurisdictions in the County of Fresno. The participating cities are as follows: Fresno County, Coalinga, Clovis, Huron, Firebaugh, San Joaquin, Orange Cove, Kerman, Mendota and Selma

Background

Federal regulations require each state have a Strategic Highway Safety Plan (SHSP), which is a statewide data-driven traffic safety plan that coordinates the efforts of a wide range of organizations to reduce traffic accident fatalities and serious injuries on all public roads. In coordination with federal, state, local, and private sector safety stakeholders, the SHSP establishes goals, objectives, and emphasis (or challenge) areas. The SHSP address the 4Es of traffic safety: Engineering, Enforcement, Education, and Emergency Services.

A Local Roadway Safety Plan (LRSP) can be a means for providing local and rural road owners with an opportunity to address unique safety needs in their jurisdictions while contributing to the success of the SHSP. The development of Local Roadway Safety Plans offers a proactive approach to addressing safety needs and demonstrates agency responsiveness to safety challenges. The development process provides a framework for organizing stakeholders to systematically identify, analyze, and prioritize roadway safety improvements on local and rural roads. The process can be tailored to local protocols, needs, and issues; however, safety projects stemming from the plan must be consistent with Federal and State project funding requirements if those funds will be used for project implementation (i.e. HSIP).

Future HSIP funding cycles will soon require all jurisdictions to have a Local Roadway Safety Plan. To ensure the Fresno region can continue to receive its share of HSIP funds, Fresno COG is seeking a consultant to develop a Multi-Jurisdictional Local Roadway Safety Plan (MLRSP) for those jurisdictions who currently do not have one.

The approach to develop a multi-jurisdictional plan provides a unique opportunity to review the entire roadway system and coordinate transportation safety measures at a regional and local level. The benefits to a multi-jurisdictional plan would maximize economies of scale by leveraging local and state funds, sharing costs and resources. Furthermore, this process avoids duplication of efforts across 10 jurisdictions and would provide a structure that supports our local jurisdictions with project management.

Fresno COG has recently launched the development of the Regional Safety Plan (RSP) to address safety issues in the region. The RSP will develop a deeper understanding of crash patterns and safety performance across Fresno County's roadways and intersections, identify safety countermeasures that address the most common crash types and patterns for each mode and context (urban, rural, small town), prepare a transportation safety education program that establishes safety campaigns for specific audiences and crash patterns, and create an implementation plan tied to available funding sources to help the region achieve its safety goals. Kittelson and Associates was selected through an RFP process to develop the RSP which is due to be completed by December 2021. The RSP Scope of Work is available at: <https://www.fresnocog.org/project/special-studies/>.

The MLRSP should build off of the RSP and be developed concurrently to maximize public engagement, data analyses, and development of countermeasures. Fresno COG recommends both documents be closely coordinated to ensure consistency, achieve fiscal savings, reduce duplicate work, and be ready for adoption by March 2022.

Scope of Work

The consultant will prepare a Multi-Jurisdictional Local Roadway Safety Plan (MLRSP) that includes 10 jurisdictions in the County of Fresno. The participating cities are as follows: Fresno County, Coalinga, Clovis, Huron, Firebaugh, San Joaquin, Orange Cove, Kerman, Mendota, Selma. The Final report will comply with all required elements as outlined in the Caltrans guidelines for an LRSP: <https://dot.ca.gov/programs/local-assistance/fed-and-state-programs/highway-safety-improvement-program/local-roadway-safety-plans>.

Task 1: Identify and Engage Stakeholders (should closely coordinate with the concurrent Regional Safety Plan process)

The MLRSP will be developed in partnership with stakeholders including but not limited to local governments, law enforcement, emergency response, community groups and, local residents, businesses, schools, etc.

Task 2: Data Collection and Plan Review – (should closely coordinate with the concurrent Regional Safety Plan process)

The Consultant will review the existing safety data including crashes, severity of crashes, traffic patterns, and roadway conditions for the 10 jurisdictions, and identify any trends or patterns in crash type and contributing factors such as driver behavior, roadway features, vehicle factors, and environmental conditions. The Consultant will also review programs, policies, and strategies in the existing plans, and provide a summary of current efforts to address transportation safety issues within these jurisdictions.

Task 3: Develop Localized and Expanded Countermeasures (should closely coordinate with the concurrent Regional Safety Plan process)

The consultant will assist Fresno COG and stakeholders in identifying emphasis areas and establishing goals and strategies (including specific countermeasures) to improve traffic safety. The countermeasures will include the “4 Es” of highway safety: Engineering, Enforcement, Education, and Emergency Response. Countermeasures will be specifically targeted to address emphasis areas, and may include installation of pedestrian countdown heads, DUI checkpoints, pedestrian safety education, seatbelt enforcement, and increased data collection and analysis. The Consultant will identify a lead agency for each countermeasure and establish measurable objectives and goals for each jurisdiction.

Task 4: Develop a final Multi-Jurisdictional LRSP report

Using the information gathered in Tasks 1-3, the consultant will develop a Multi-Jurisdictional Local Roadway Safety Plan that is aligned with the State and Federal Highway Safety Plan for the 10 identified agencies. The Plan will include strategies for implementation as well as a methodology to review and update the plan every five years after it has been approved.

Task 5: Prepare at least two HSIP applications for each participating local jurisdiction

Prepare at least two HSIP applications for each participating jurisdiction.

Task 6: Present the MLRSP to approving bodies

The consultant will prepare and present the final report to the Fresno COG’s Transportation Technical Committee (TTC), Policy Advisory Committee (PAC), Policy Board, and 10 local jurisdictions for approval (if requested by city).

COORDINATION

The consultant will take primary direction from the Fresno COG Project Manager. It is intended that all work will be completed within 12 months of negotiating a contract in accordance with the schedule component and that the consultant’s work will begin immediately upon receiving a notice to proceed.

The selected consultant will best demonstrate the ability to deliver quality work on schedule and in a cost-effective manner, consistent with the tasks and deliverables in this RFP.

File copies of all correspondence, technical memoranda and reports should be delivered to the Fresno COG Project Manager in electronic format.

All data, maps and all other materials prepared or collected under this contract will become the property of Fresno COG. Provide monthly progress reports to the Fresno COG project manager. These monthly status reports will include descriptions of work tasks completed that month and will identify any issues that may affect project schedule or project deliverables.

Proposed Time Schedule

Activity	Date
Request for Proposals released	January 4, 2021
Deadline for submitting questions	January 8, 2021
Deadline for proposal submittal	January 22, 2021
Oral interviews/selection process	January 28, 2021
Anticipated Notice to Proceed	February 25, 2021
Anticipated Completion of project	March 2022

III. PROPOSAL REQUIREMENTS

Clarity and succinctness are essential and will be considered in assessing the consultant's capabilities. Proposals that show creativity and new ideas will be highly considered. All consultant proposals submitted in response to this request will be screened by a review committee. The committee will determine, through the screening process, which consultants will be invited to make formal presentations and be interviewed by the selection committee. The selection committee reserves the right to make a final selection without an interview.

An electronic proposal must be submitted to traih@fresnocog.org at the Fresno Council of Governments by **January 22nd at 4:00pm.** Proposals not received by that date and time *will not be considered.*

In order to simplify the review process and maximize the degree of comparative analysis, the proposal should be organized in the following manner:

A. Transmittal letter

The transmittal letter should be signed by an official authorized to bind the consultant contractually and will contain a statement to the effect that the proposal is a firm offer for 90 days. The letter accompanying the proposal will also provide the following: name, title, address, and telephone number of individuals with the authority to negotiate and contractually bind the company. The transmittal shall contain a statement of understanding of the RFP.

B. Table of Contents

Include identification of the material by section and page number.

C. Overview

This section should clearly convey the consultant's understanding of the nature of the work and the general approach to be taken to its performance. This section should include, but not be limited to,

a discussion of the purpose of the project, the organization of the project effort, and a summary of the proposed approach.

D. Detailed Work Plan

The prospective contractor shall provide a schedule for completing the project, if different from the provided proposed project timeline (Appendix B), within the schedule set forth in this RFP. The schedule shall identify the major tasks to be undertaken and the time frame for each task.

This section should include the following components:

1. Task Description

Include a full description of each step to be followed in carrying out the project. The work description should be presented in sufficient detail (tasks, subtasks, etc.) to show a clear understanding of the work and the proposed approach.

2. Deliverables

A description of the format, content, and level of detail that can be expected for each deliverable.

3. Schedule

A schedule showing the expected sequence of tasks, subtasks, etc. should accompany the work description. Important milestones should be identified on the schedule.

E. Management Approach

This section should describe the firm's management approach. If the proposal is a team effort, the distribution of work among the team members should be indicated. Describe the organization of the management, the structure of the work assignments, and any specific features of the management approach that require special explanation. Designate by name the project manager to be employed who will oversee the project. **No substitutions of the identified project manager will be allowed without prior approval of Fresno COG.**

Include the name and qualifications of all professional personnel to be employed, a resume for each professional (included in an appendix), a statement indicating how many hours each professional will be assigned to the contract and what tasks each professional will perform. Staffing assignments should be specific enough to demonstrate understanding of skills required and commitment of proper resources. **The selected consultant will not substitute members of the project team without prior approval of Fresno COG.**

F. Budget and Billing Format

A cost analysis of the proposed budget will be done by Fresno COG staff. Under various circumstances the budget could be subject to Preaudit and/or the final cost subject to Post audit by Fresno COG or Caltrans division of Audits and Investigations. The allowability of individual items of cost will be determined by 48 CFR, Federal Acquisition Regulations System, Chapter 1, Part 31 et. Seq. The Contractor will also be required to comply with Title 2, CFR part 200, Uniform Administrative Requirements, Cost Principles, and Audit Requirements for Federal Awards, and 2 CFR, Part 1201, Uniform Administrative Requirements Costs Principles, and Audit Requirements for Federal Awards. The contractor should have an accounting system capable of segregating direct cost from indirect costs per the above cited regulations. The Contractor and Subcontractors will comply with all applicable laws and maintain books, documents, papers, and accounting records for a period of three years from the date of the final payment.

1. Method of Payment

The cost proposal must be prepared consistent with the method of services provided under this agreement and will be reimbursed, by one of, or a combination of the methods below. The proposer must clearly state the method used to prepare the cost proposal.

- Lump Sum payment
- Actual Cost plus Fixed Fee
- Specific Rates of Compensation

Lump Sum proposals will be paid per milestone of completed work or at the end of the contract upon acceptance of the final product. Actual Cost plus Fixed Fee agreements shall be billed at actual payroll costs and include a fixed fee for profit. In agreements reimbursed by Specific Rates of Compensation, billing rates containing a component for profit will be negotiated that will not change during the term of the contract.

2. Project Budget

A maximum of \$ 271,700 has been budgeted for consultant services for this project.

3: Task Budget

A schedule of estimated costs to complete each task should add down to the total cost of the project (see Table 1 & 2 "Hypothetical"). The task budget should include a subsidiary breakdown by task of hours and billing rate charges. To ensure a full understanding of the resources committed to the project the schedule should clearly indicate the number of hours key personnel will be used in each task.

4. Budget and Cost Breakdown

The prospective consultant will prepare a detailed cost breakdown for the work to be performed during the project regardless of the method of reimbursement chosen. This will include all tasks required to complete the project including final reports and presentation.

a. Direct Labor Costs – A schedule of billing rates and hours worked by employee or category of employee is required of the prime contractor and all subcontractors. Billing rates shall be based on actual pay rates and should cover all costs associated with the employee (salary, benefits, and anticipated cost of living and/or merit increases during the term of the contract). Depending on the individual cost structure, overhead may be applied as a component of the billing rate or applied separately. The proposer should be prepared to validate billing rates with payroll registers, wage agreements, or other payroll documentation.

b. Overhead Rates – The overhead rate should include all indirect cost not readily assignable to cost objectives specifically benefited. Typically, an overhead rate is calculated on a company or division wide basis by segregating expenses into direct cost and indirect cost categories and then dividing the indirect costs by a direct cost base such as direct labor to arrive at an overhead rate. The overhead rate is then applied on a contract by contract basis to recapture the indirect costs that are not chargeable directly to a final objective such as general and administrative, facilities, equipment, supplies, accounting, maintenance, materials, etc. Some cost structures may be broken into various overhead rates that are applied to different bases. The proposer should be prepared to provide supporting documentation such as prior agreements with government agencies or audits of prior year activities to validate overhead rates structures.

c. Direct Cost – Direct costs are those incremental costs that can be identified specifically with a particular final cost objective. Although in some instances direct cost and indirect cost may include similar categories, incremental direct cost attributable to final objectives must be separated and not included in the overhead calculation. All direct cost specifically attributed to the project and not

included in the billing rates must be itemized by budget category to be eligible for reimbursement. Once contractually authorized, direct cost budgets may not be substituted without prior written consent of FCOG. Travel expenses and per diem rates are not to exceed the rate specified by the State of California Department of Personnel Administration as specified by the California Department of Transportation's Travel Policy unless written verification is supplied that hotel rates were not then commercially available at the time and location required.

d. Sub consultant Fees – Sub consultants must provide the same cost data detail as the prime contractor (see Table I and Table 2).

e. Fixed Fee – A fixed fee is calculated as a basis of total direct and indirect costs. The State of California allows a 10% maximum fee.

The hypothetical cost format example given below is to illustrate required components of the cost proposal only and may have to be tailored to fit individual cost structures.

HYPOTHETICAL COST ESTIMATE

Table 1.- Direct cost by Task

Cost Items	Task 1	Task 2	Task 3	Total
1. Direct Labor	3,700	17,053	5,502	26,255
2. Overhead (___% of Line 1)	1,480	6,821	2,201	10,502
Total Salary Burden	5,180	23,874	7,703	36,757
3. Direct Expenses				
Telephone/FAX	35	28	15	78
Postage/Shipping	12	8	35	55
Graphics/Printing	11	11	75	97
Travel	350		500	850
Misc.	45	45	45	135
Total Direct Expenses	453	92	670	1,215
4. Subconsultant Fees *	4,244	22,276	2,726	29,246
5. Fixed Fee (___% of Lines 1,2,3)	764	1,524	1,132	3,420
Total	10,640	47,766	12,231	70,638
				70,638

Table 2 - Project Task Costs by Key Personnel

Task No. and Description	Key Staff #1	Key Staff #2	Staff Support	Total Hours
Task 1. Establish Parameters	25	75		100
Task 3. Data Collection and Analysis		400	250	650
Task 4. Final Report and Presentation	15	50	175	240
Total Hours	40	525	425	990
Billing Rate	\$75.00	\$44.06	\$25.00	
Memo Total	3,000	23,132	10,625	36,757

* Subconsultants must provide required cost components found in Tables 1 & 2

G. Insurance requirements

Without limiting Fresno COG's right to obtain indemnification from the consultant or any third parties, the consultant, at its sole expense, shall maintain in full force and affect the following insurance policies throughout the term of the contract:

1. Comprehensive general liability insurance with coverage of not less than \$2,000,000 combined single limit per occurrence for bodily injury, personal injury, and property damage. Comprehensive general liability insurance policies shall name Fresno COG, its officers, agents, and employees, individually and collectively, as additional insured, but only insofar as the operations under the terms of the contract are concerned. Such coverage for additional insured shall apply as primary insurance or self-insurance and any other insurance, maintained by Fresno COG, its officers, agents, and employees, shall be given excess only and not contributing with insurance provided under the consultant's policies herein.
2. Comprehensive automobile liability insurance with limits for bodily injury of not less than \$25,000 per person, \$250,000 per accident, and for property damages of not less than \$50,000, or such coverage with a combined single limit of \$250,000.
3. Professional liability insurance of at least \$1,000,000.
4. Worker's compensation insurance as required by law.

This insurance shall not be canceled or changed without a minimum of thirty (30) days advance written notice given to Fresno COG. The consultant shall provide certification of said insurance to Fresno COG within twenty-one (21) days of the date of the execution of the contract. Such certification shall show, to Fresno COG's satisfaction, that such insurance coverages have been obtained and are in full force; that Fresno COG, its officers, agents, and employees will not be responsible for any premiums on the policies; that as and if required such insurance names Fresno COG, its officers agents, and employees individually and collectively as additional insured (comprehensive and general liability only), but only insofar as the operations under the contract are concerned; that such coverage for additional insured shall apply as primary insurance and any other insurance, or self insurance, maintained by Fresno COG, its officers, agents, and employees, shall be excess only and not contributing with insurance provided under the consultant's policies herein; and that this insurance shall not be canceled or changed without a minimum of thirty (days) advance, written notice given to Fresno COG.

In the event the consultant fails to keep in effect at all times insurance coverage as herein provided, Fresno COG may, in addition to other remedies it may have, suspend or terminate the contract upon the occurrence of such event.

H. Disadvantaged Business Enterprise (DBE) Certification

DBE Bidders Listing (Attachment B) must be completed for all contractors and subcontractors regardless of DBE affiliation.

The Fresno COG fully anticipates that it will consistently meet and exceed its adopted DBE overall goal under 49 CFR Part 26 using Race-neutral measures exclusively.

Only DBE firms currently certified per 49 CFR Part 26 will participate as DBEs in our program. Such certification must be issued by Caltrans, FHWA, FTA, DOT, MPO, City, County, or State in accordance with 49 CFR Part 26. All contractors or subcontractors claiming to be a certified DBE must provide a valid DBE certification.

Fresno COG will not deny award to contractors on the basis of DBE participation, who demonstrate that they have used good faith efforts to achieve DBE participation. Contractors must provide the following information with the initial proposal or before entering into a contractual agreement with Fresno COG:

1. The name, addresses, & phone number of all bidding firms.
2. NAICS code by firm.
3. The dollar amount of participation by each firm.
4. Proof of DBE certification if claimed.
5. Written confirmation named DBE's will participate.
6. If DBE participation is not achieved, evidence of good faith efforts may be required.

Prime contractors are required to maintain records and document payments to all subcontractors for three years following the performance of the contract. These records will be made available for inspection upon request by any authorized representative on Fresno COG, Caltrans, FHWA, FTA or DOT. This reporting requirement also extends to any certified DBE subcontractor. The contractor shall maintain records showing the name and address of each subcontractor, the date of payment, and total dollar figure paid to each subcontractor.

Fresno COG will safeguard from disclosure to third parties information that may reasonably be regarded as confidential business information, consistent with federal, state, or local laws.

I. Conflicts of Interest

The prospective contractor shall disclose any financial, business, or other relationship with Fresno COG that may have an outcome on the selection.

J. Summary of Qualifications

Proposals shall include a summary of the firm's qualifications, including resumes of assigned staff.

K. Signing of Proposal/Authorization to Negotiate

The proposal shall be signed by an official authorized to bind the proposer and shall contain a statement to the effect that the proposal is a firm offer for a 90-day period. The proposal shall also provide the following: name, title, address, and telephone number of individuals with authority to negotiate and contractually bind the company.

L. Attachments

Attachments to be included at the end of the proposal are as follows (as attached herein):

- Attachment A: Title VI Assurance
- Attachment B: DBE Participation
- Attachment C: Budget and Cost Breakdown

IV. PROPOSAL SUBMITTAL

A. Preparation of Proposal

The proposal shall be formatted in accordance with the requirements specified in *Section III: Proposal Requirements* of this RFP. Proposal forms shall be executed by an authorized signatory as described in *Section III-K: Signing of Proposal/Authorization to Negotiate*. All proposals shall be prepared by and at the expense of the proposer.

B. Examination of RFP Document

The proposer shall be solely responsible for examining, with appropriate care, the RFP, including any addenda issued during the proposal period. The proposer shall also be responsible for informing itself with respect to any and all conditions which may in any way affect the amount or nature of the proposal, or the performance of the work in the event the proposer is selected. Failure of the proposer to examine and inform itself in this manner shall be at the proposer's own risk and no relief for error or omission shall be given.

C. Submission of Proposal/Period of Acceptance

An electronic proposal must be submitted to traih@fresnocog.org no later than **January 22, 2021 by 4:00pm**. Proposals will not be accepted after 4:00 P.M. PST. Postmarks will not be accepted. Once the proposal is submitted, the applicant should receive a confirmation email. If you do not receive a confirmation email within one hour of submittal, it is the proposers responsibility to reach out to Trai Her-Cole at 559-960-5683 or traih@fresnocog.org to confirm the proposal was received.

All proposals will remain firm for a period of ninety (90) days following the final date for submission. All proposals will become the sole property of Fresno COG and a part of its official records without obligation on the part of Fresno COG.

This RFP is not to be construed as a contract of commitment on the part of Fresno COG. Fresno COG reserves the right to reject all proposals, to seek additional information from each proposer, or to issue another RFP, if deemed appropriate.

D. Modification or Withdrawal of Proposals

Any proposal received before the date and time specified above for receipt of proposals may be withdrawn or modified by written request of the proposer. To be considered, however, the modified proposal must be received by the proposal due date and time specified previously.

All verbal modifications to these conditions or provisions are ineffective for proposal evaluation purposes. Only written changes issued by proposers to Fresno COG are authorized and binding.

E. Rejection of Proposals

Failure to meet the requirements for the request for proposals will be cause for rejection of the proposal. Fresno COG may reject any proposal if it is conditional, incomplete, or contains irregularities or inordinately high cost rates. Fresno COG may waive an immaterial deviation in a proposal. Waiver of an immaterial deviation shall in no way modify the Request for Proposals document or excuse the proposer from full compliance with the contract requirements if the proposer is awarded the contract.

V. CONSULTANT SELECTION

All consultant proposals submitted in response to this request will be screened by a selection committee. The committee will determine, through the screening process, which consultants will be invited to make formal presentations and be interviewed by the committee. **The selection committee reserves the right to make a final selection without an interview.**

The actual award of the contract will be by the Fresno COG Policy Board. Proposal opening does not constitute the awarding of a contract. The contract is not in force until it is awarded by Fresno COG and executed by the Fresno COG designees.

VI. PROPOSER OBJECTIONS

A proposer may object to any of the terms or provisions set forth in the RFP's Scope of Work or to the selection of a particular proposer on the grounds that Fresno COG's procedures, the provisions of this RFP, or applicable provisions of federal, state, or local law have been violated or inaccurately or inappropriately applied by submitting Fresno COG a written explanation of the basis for the objection. Deadlines for submittal of objections are:

- No later than two weeks prior to the date proposals are due, for objections to RFP provisions; or
- Within three working days after the date on which contract award is authorized or the date the proposer is notified that it was not selected, whichever is later, for objections to proposer selection.

If the proposer does not state any objections, Fresno COG will assume that the RFP scope of services are acceptable to the proposer and have been fully factored into its response. If the proposer intends to negotiate with Fresno COG concerning any part of the scope of services that the proposer finds objectionable, the proposer must provide specific language in its response that will address or cure its objections.

VII. FRESNO COG RIGHTS

Fresno COG may investigate the qualifications of any proposer under consideration, require confirmation of information furnished by a proposer, and require additional evidence of qualifications to perform the work described in this RFP.

Fresno COG reserves the right to:

1. Reject any or all of the proposals if it deems such action is in the public interest;
2. Issue subsequent Requests for Proposals;
3. Cancel the entire Request for Proposal;
4. Remedy technical errors in the Request for Proposals process;
5. Appoint an evaluation committee to review the proposals;
6. Seek the assistance of outside technical experts in proposal evaluation;
7. Approve or disapprove the use of particular subcontractors;
8. Establish a short list of proposers eligible for interviews after review of written proposals;
9. Negotiate with some, all, or none of the respondents to the RFP;
10. Solicit best and final offers from all or some of the proposers;
11. Award a contract to one or more proposers;
12. Accept an offer other than the lowest price offer; and

13. Waive informalities and irregularities in proposals and the bid process.

This RFP does not commit Fresno COG to enter into a contract, nor does it obligate Fresno COG to pay for any costs incurred in preparation and submission of proposals or in anticipation of a contract. All proposals will be subject to public disclosure as required by the California Public Records Act.

Fresno COG reserves the right to investigate the qualifications of all firms under consideration to confirm any part of the information furnished by a proposer, or to require other evidence of managerial, financial, or other capabilities which are considered necessary for the successful performance of the contract.

VIII. RFP QUESTIONS

All questions on the RFP should be submitted via email by January 8, 2021 to:

Trai Her-Cole, Project Manager

traih@fresnocog.org

All questions and answers will be posted on the Fresno COG website at:

<https://www.fresnocog.org/business-fresno-cog/> by January 11, 2021.

Attachment A

TITLE VI ASSURANCE

The Council of Fresno County Governments, in accordance with Title VI of the Civil Rights Act of 1964, 78 Stat. 252, 42 U.S.C. 2000d-4 and Title 49, Code of Federal Regulations, department of Transportation, Subtitle A, Office of the Secretary, Part 21 Nondiscrimination in Federally Assisted Programs of the Department of Transportation issued pursuant to such Act, hereby notifies all bidders that it will affirmatively insure that in any contract entered into pursuant to this advertisement, minority businesses enterprises will be afforded full opportunity to submit bids in response to this invitation and will not be discriminated against on the grounds of race, color, or nation origin in consideration of an award.

DBE/WBE BIDDERS LISTING

1. All contractors/subcontractors bidding on the project must provide the requested information.
2. Bidders claiming DBE status must attach a copy of a current Certification issued pursuant to 49 CFR Part 26.
3. Bidders claiming DBE status must attach written affirmation that they will participate in the project.
4. Each bidder must designate if Gross Annual Receipts are greater than or equal to \$750,000.

1. All contractors/subcontractors bidding on the project must provide the requested information.
2. Bidders claiming DBE status must attach a copy of a current Certification issued pursuant to 49 CFR Part 26.
3. Bidders claiming DBE status must attach written affirmation that they will participate in the project.
4. Each bidder must designate if Gross Annual Receipts are greater than or equal to \$750,000.

Attachment C

BUDGET AND COST SCHEDULE TEMPLATE

	(Name)		(Name)		(Name)			
	(Role)		(Role)		(Role)			
TASKS	(Hourly Billing Rate)		(Hourly Billing Rate)		(Hourly Billing Rate)		Total Task Hours	Total Task Cost
Task	Hours	Cost	Hours	Cost	Hours	Cost		
Tasks Subtotal								

DIRECT COSTS

Direct Cost		Amount
Direct Costs Subtotal		

SUBCONSULTANTS

Subconsultants		Total Cost
Subconsultants Subtotal		

PROPOSAL GRAND TOTAL		
---------------------------------	--	--



Fresno Council of Governments

DRAFT 2021 Legislative Platform

**City of Clovis
City of Coalinga
City of Firebaugh
City of Fowler
City of Fresno
City of Huron
City of Kerman
City of Kingsburg**

**City of Mendota
City of Orange Cove
City of Parlier
City of Reedley
City of Sanger
City of San Joaquin
City of Selma
County of Fresno**

PURPOSE OF THE 2021 LEGISLATIVE PLATFORM

The Fresno COG, in coordination with our member agencies, has established a 2021 Legislative Platform that reflects the current priorities of the Fresno COG in state and federal legislative matters. The Legislative Platform represents a unified voice on regional issues when communicating legislative priorities to our state and federal legislators as well as to relevant state and federal agencies. It also provides guidance to the Fresno COG staff and lobbying partners when advocating on behalf of the Policy Board. The goal of the Legislative Platform is to have a document in place that outlines the legislative priorities of the region while directing advocacy efforts for improvements in areas such as air quality, transportation mobility, and adequate funding for existing infrastructure systems that will ultimately contribute to prosperity and improved quality of life throughout the Fresno County region.

TRANSPORTATION

PROTECT AND ENHANCE CURRENT FUNDING LEVELS FOR TRANSPORTATION-RELATED PROGRAMS

- Continue to advocate for core State and Federal transportation funding for maintenance, operation, rehabilitation and improvement of existing transportation infrastructure and systems for all modes
- Continue to advocate for transportation-related improvements in state and federal legislation that support sustainable communities and facilitate economic development
- Continue to advocate for transportation improvements and programs to ensure adequate intermodal capacity and systems for safe and efficient movement of freight and commodities
- Continue to coordinate advocacy efforts with local and regional partners to identify, develop consensus, and advance common goals and shared interests that will contribute significantly to an improved quality of life for Fresno County residents
- Support efforts that advance alternative fuels infrastructure
- Support funding for innovative transit and shared mobility programs
- Support funding allocations made by population, air quality status and disadvantaged community status by maintaining CalEnviroScreen criteria to determine disadvantaged communities

INTER CITY RAIL

- Continue to provide regional leadership in the implementation of AB 1779 which enabled the formation of the San Joaquin Joint Powers Authority for the purpose of regional governance/management of the existing San Joaquin Intercity passenger rail service between Bakersfield-Fresno-Stockton-Sacramento-Oakland

HIGH SPEED RAIL

- Support federal and state funding for the development of the high-speed rail system in California

GOODS MOVEMENT - Surface Highway System

- Advocate for sufficient state and federal funding to maintain and improve goods movement corridors, recognizing that the majority of goods movement takes

place on surface highways and that State Route 99 and Interstate 5 in the San Joaquin Valley are major national goods movement corridors

- Support efforts to include the San Joaquin Valley in distribution of air quality impact fees collected at California ports
- Continue to advocate for timely completion and upgrade of State Route 99 as a six-lane freeway from Kern County to Sacramento
- Support efforts to integrate goods movement as a critical element in Statewide economic and transportation planning efforts

GOODS MOVEMENT - Rail and Air Freight Rail

- Seek increased state and federal funding for highway-railroad grade separations, to increase safety and efficiency of surface highways, and facilitate movement of freight rail
- Support efforts to use passenger rail funding to improve freight rail capacity when facilities are jointly used by freight and passenger rail (Amtrak)
- Support efforts to investigate and site intermodal facilities to make the movement of freight in, out, and through the San Joaquin Valley more cost-effective, create more economic opportunities, and reduce pollutant emissions

Short -Haul Rail

- Support efforts to fund supporting research for short-haul rail, short-seas shipping and other programs that lead to development of new options for intermodal shipping
- Support the Central California Rail Authority's effort to prevent additional short-haul rail abandonments or discontinuance of service on existing short line railroad in the Central Valley
- Pursue revisions to short-haul rail abandonment regulations to require short-line rail operators to notify transportation planning agencies of their intent to abandon a segment of rail line

Air Freight

- Advocate for air freight transportation improvements to ensure adequate intermodal capacity
- Support efforts to seek proportionate funding to maintain, rehabilitate, and improve air freight infrastructure at Fresno Yosemite International Airport
- Support funding and programs that advance electrified aviation

LOCAL & REGIONAL PLANNING

PROCESS STREAMLINING

- Support legislation and/or administrative reforms to streamline the federal and state government's project delivery process and to eliminate unnecessary and/or duplicative requirements

SENATE BILL 375 (2008)

- Advocate for funding proposals that adequately assist Regional Transportation Planning Agencies and local governments in the implementation of SB 375
- Advocate for funding proposals that direct revenues to transit, active transportation, road operations, maintenance and the placement of complete street infrastructure to reduce GHG emissions, in-line with SB 375 implementation strategies

INTEGRATED PLANNING-TRANSPORTATION/LAND USE

- Support efforts/legislation that promote sustainable land use development practices and that maintain or increase local control of land use and development
- Support climate change adaptation funding and resources to help local jurisdictions comply with the requirements of SB 379 to address climate adaptation and resiliency in the safety element of general plans or local hazard mitigation plans.
- Support legislation that provides ongoing funding for programs and projects mandated under AB 32 and SB 375. Planning and implementation initiatives to include the Regional Housing Needs Assessment, Sustainable Communities Strategy (SCS), and General Plan Housing Element updates
- Support efforts that encourage the creation of jobs near housing to improve the jobs/housing balance and reduce travel
- Support funding that furthers housing production
- Support regional energy planning efforts in the San Joaquin Valley and continue to work with state, federal and local jurisdictional partners in implementing sustainable energy projects for the region
- Support efforts/legislation that support healthy communities and advance public health

AIR QUALITY

- Seek the establishment of a new San Joaquin Valley designation as an Air Quality Enterprise/ Empowerment Zone at the state and federal level
- Continue to advocate for state and federal incentives and support to reduce emissions from businesses and transportation
- Advocate for clean-air assistance rather than penalties in the San Joaquin Valley: recognize distinct regional conditions of meteorology, topography, heavy through-freight traffic and associated diesel emissions which contribute to delay in meeting air quality goals, and high proportion of low income residents and disadvantaged communities without resources to achieve clean air standards
- Continue to monitor the Safer Affordable Fuel-Efficient Vehicle Rule for mandates that would negatively impact the region's ability to meet GH and emission reduction goals

WATER

- Support partnerships between State and Federal Legislators, and water management and infrastructure agencies to work through the complex issues surrounding water supply, reliability, and quality
- Support state and federal planning and funding for a long-term solution to Delta water and delivery issues to ensure a reliable water supply for all users of water delivered through the Delta
- Support use of Integrated Regional Water Management planning processes for coordinated management of water resources and allocation of water project funding
- Support funding to assist disadvantaged rural communities to secure and maintain safe, affordable, and reliable community water systems and water supplies
- Support opportunities for investigation and funding for increased surface and groundwater storage to increase water supply, reliability, and flexibility through conjunctive use.
- Support funding for Temperance Flat Water Storage Facility through Proposition 1, the Water Bond act that addresses storage as well as drought relief, water supply reliability, Delta sustainability, statewide water system operational improvement, conservation and watershed protection, groundwater protection and water quality, and water recycling and water conservation

ECONOMIC DEVELOPMENT

- Promote the inclusion of transportation and other types of infrastructure funding in any state and federal proposal for an economic stimulus package
- Support economic development incentives and expand federal opportunity zones

FUNDING

- Support legislative efforts to direct investment towards transportation infrastructure, not only for roads and highways, but for transit, goods movement, and non-motorized transportation

FEDERAL

- Work collaboratively with state and federal government agencies through the implementation and reauthorization of the Fixing America's Surface Transportation (FAST) Act provisions.

STATE

- Support legislation to implement and maximize Fresno County's regional share of state funding including funds for State Route 99 improvements, local match programs, and Cap-and-Trade programs
- Support the Implementation of SB 1 Funding and Program

LOCAL

- Support efforts to reward self-help counties in funding programs and policies
- Support legislation that includes the use of design/build, public/private partnerships, and other innovative financing for transportation infrastructure projects

LOCAL & REGIONAL ADVOCACY EFFORTS

- Support Federal Surface Transportation Program and Federal appropriation requests for Fresno COG **One Voice** projects and priorities.
- Continue to pursue state support for the projects and policy issues identified through the Fresno COG **One Voice** efforts.
- Support Federal Surface Transportation Program authorizations and Federal appropriation requests for the San Joaquin Valley Regional Policy Council's **Valley Voice** projects and priorities.
- Continue to pursue state support for the projects and policy issues identified through the San Joaquin Valley Regional Policy Council's **Valley Voice** efforts.

ABOUT THE FRESNO COG

OUR ROLE:

The Fresno Council of Governments brings together mayors, city council members and county supervisors to work on regional transportation and related issues for Fresno County. Since its inception in 1969, Fresno COG has primarily acted as the regional transportation planning, coordinating and financing agency for Fresno County. Fresno COG functions as both the state designated Regional Transportation Planning Agency and for federal purposes, as the county's Metropolitan Planning Organization.

ORGANIZATION:

A 16-member Policy Board gives Fresno COG policy direction. The Board consists of the mayors from each of the 15 incorporated cities in Fresno County and the Chairman of the Fresno County Board of Supervisors.

REGIONAL PROFILE:

Fresno County is classified as an urban county (despite many rural characteristics) and is located in the Central San Joaquin Valley within the state of California. Fresno County is the most populous county and second largest county in the San Joaquin Valley, encompassing approximately 6,000 square miles .

As the nation's third highest-grossing agricultural county, Fresno County's gross value of agricultural products was \$6.6 billion in 2015 and \$6.2 billion in 2016. The estimated population as of January 1, 2017 was 995,975 placing Fresno as the tenth most populous county of the 58 counties in California. There are fifteen incorporated cities and the County contains a federally recognized urbanized area, known as the Fresno-Clovis Metropolitan Area (FCMA), with a population of 636,594. The City of Fresno is now the fifth largest city in the state, with a population of 525,832

Tony Boren - Executive Director

Fresno Council of Governments
2035 Tulare Street, Suite 201, Fresno, California 93721
(559)-233-4148 (Phone)
(559)-233-9645 (FAX)
Website: www.fresnocog.org

**BEFORE THE
FRESNO COUNCIL OF GOVERNMENTS
RESOLUTION NO. 2021-05**

In the Matter of:)
)
OVERALL WORK PROGRAM)
AND LINE ITEM BUDGET)

_____)

RESOLUTION AMENDING
THE OVERALL WORK
PROGRAM AND LINE ITEM
BUDGET FOR FISCAL YEAR
2020-21

WHEREAS, the Fresno Council of Governments (Fresno COG) has been designated the Regional Transportation Planning Agency (RTPA) for Fresno County by the Secretary of the Business and Transportation Agency pursuant to Section 29532 of the California Code of Regulations (as amended by AB 402, 1977); and acting as the Metropolitan Planning Agency (MPO) (Federal Highway Act of 1974 and the Urban Mass Transportation Administration Act of 1964 as amended pursuant to the joint regulations - Code of Federal Regulations, Title 23, Part 450; Title 49, Part 613); and

WHEREAS, the Fresno COG is required by Federal and State funding agencies to prepare and submit an Overall Work Program pursuant to the Department of Transportation, Intermodal Planning Group Region IX Guidelines for Metropolitan Planning Organizations; and

WHEREAS, the Fresno COG adopted the 2020-21 Overall Work Program and budget on May 20, 2020; and

WHEREAS, Fresno COG staff has proposed amendment to the 2020-21 Overall Work Program and budget.

NOW, THEREFORE, BE IT RESOLVED, that the Fresno COG adopts the FY 2020-21 Overall Work Program and Line Item Budget amendment #2.

THE FOREGOING RESOLUTION was passed and adopted by the Fresno Council of Governments this 28th day of January, 2021.

AYES:

NOES:

ABSTAIN:

ABSENT:

ATTEST:

Signed: David Cardenas, Chair

I hereby certify that the foregoing is a true copy of a resolution of the Fresno Council of Governments duly adopted at a regular meeting thereof held on the 28th day of January, 2021.

Signed: Tony Boren, Executive Director