

Enter Date: 11/10/2020

Claimant Name: City of Clovis

TRANSPORTATION FUNDING CLAIM FOR FISCAL YEAR: 2020/21

Instructions: Please note that each page of this claim is a separate worksheet, please click through all tabs and complete. Also note that light yellow fields require an entry if applicable, light grey fields contain formulas that will automatically calculate based on corresponding entries. A date and claimant name field is at the top of the first page, and automatically repeats on following pages, (date should be formatted 00/00/0000)

When completed, please print, sign and send signed original via mail to:

Les Beshears, Director of Finance, Fresno Council of Governments, 2035 Tulare Street, Suite 201,
Fresno, CA 93721

From: Applicant:	City of Clovis
Address:	1033 Fifth Street
City/State/Zip:	Clovis, CA 93612
Contact Phone/email:	Jay Schengel / 559-324-2113

This applicant is an eligible claimant pursuant to Section 99203 of the Public Utilities Code and certifies that the following transportation funds are available to be claimed:

Local Transportation Fund

Apportionment:	\$ 4,597,852
Unexpended, Held by Claimant:	\$ 2,703,570
County 4.5 Contribution	\$ 12,949
County Contract for Tarpey Roundup:	\$ 52,853

State Transit Assistance Fund

Estimate:	\$ 1,140,004
Other Agency:	

Other

Audit Exception/Impairment (required General Fund Payback):	
Other:	

Eight Million, Five Hundred Seven Thousand, Two Hundred Twenty-Eight Dollars	TOTAL \$ 8,507,228
--	------------------------------

spell out total amount in above cell

for the purposes and respective amounts specified in the attached claim be drawn from the Local Transportation Fund and State Transit Assistance Fund.

Please print and sign after completing form

Authorized Signature:	
Name/Title:	Luke Serpa, City Manager
Date:	12/7/2020



2035 Tulare St., Ste. 201 tel 559-233-4148
Fresno, California 93721 fax 559-233-9645

www.fresnocog.org

Enter Date: 11/10/2020

Claimant Name: City of Clovis

TRANSPORTATION FUNDING CLAIM DETAIL FOR FISCAL YEAR: 2020/21

PURPOSE	AMOUNT	SUBTOTAL
1. Bicycle & Pedestrian Facilities:		
Article 3:	\$ 92,017	
Article 8a:		
Audit Exceptions (General Fund Payback);		
Unexpended Funds, Held by Claimant:		
		\$ 92,017
2. Regional Transportation Planning:	\$ 128,502	\$ 128,502
3. Public Transportation		
Article 4:	\$3,869,968	
Article 8c:		
Tarpey Roundup County Contract:	\$ 52,853	
Other Agency:		
State Transit Assistance Funds (STA):	\$ 1,140,004	
Audit Exceptions (General Fund Payback):		
Unexpended Funds, Held by Claimant:	\$ 2,703,570.00	
		\$7,766,395
4. Community Transit Service CTSA, Article 4.5:	\$ 235,394	\$ 235,394
5. To Be Claimed By:		
FAX Contract:	\$ 284,920	
		\$ 284,920
GRAND TOTAL		\$ 8,507,228
Claim Total Must Agree With Total on First Page		\$ 8,507,228
Minus All Unexpended Funds not used for Transit Claims		\$ 2,703,570
GRAND TOTAL PAYABLE TO CLAIMANT		\$ 5,803,658

Allocation instructions and payment by the Fresno County Auditor-Controller to the applicant is subject to such monies being available for distribution, and to the provisions that such monies will be used only in accordance with the rules and regulations of the Transportation Development Act.

Enter Date: **11/10/2020**Claimant Name: **City of Clovis****BICYCLE AND PEDESTRIAN FACILITIES FOR FISCAL YEAR: 2020/21**

Two percent (2%) of the claimant's Local Transportation Fund apportionment must be spent on bicycle and pedestrian facilities (PUC 99233.3 and 99234); such claims are to be filed as Article 3. Claims for projects in excess of 2% may be filed as Article 8a (PUC 99400(a)). If other funding is to be used with Local Transportation Funds to implement projects, such funding should be shown on the claim form.

PROJECT TITLE & BRIEF DESCRIPTION	PROJECT COST
Various Bicycle & Pedestrian Facilities throughout the claimant's jurisdiction:	\$ 92,017.00
AND/OR:	
Other - describe briefly if applicable:	\$ -
Other - describe briefly if applicable:	\$ -
Other - describe briefly if applicable:	\$ -
TOTAL PROJECT COSTS	\$ 92,017.00

Enter Date: 11/10/2020

Claimant Name: City of Clovis

PUBLIC AND SPECIALIZED TRANSPORTATION SERVICE CLAIM FOR OPERATING AND CAPITAL EXPENSES FY: 2020/21

GENERAL TRANSPORTATION SERVICE PROPOSED 2020/2021		PROJECT COSTS		TOTALS
(Information needed per PUC 99266, which states no moneys may be allocated in excess of 15% above preceding year unless claim is accompanied by supporting documentation)				
TOTAL PROJECT COSTS		\$ 4,681,973.00		
Prior Year	\$ 3,041,375.00			
Percentage Change	54%			
more than prior year				
Revenue Source & Amount	Operating	Capital	Total	
LTF Article 4:	\$ -		\$ -	
LTF Article 4.5 or 8c:			\$ -	
STA:		\$ 356,859	\$ 356,859.00	
Fares:	\$ 152,100.00	N/A	\$ 152,100.00	
Local Support:	\$ 445,271.00	N/A	\$ 445,271.00	
Fed/State Grants:		\$ 1,069,124.00	\$ 1,069,124.00	
Measure C:	\$ 719,484.00		\$ 719,484.00	
Interest:	\$ 10,500.00		\$ 10,500.00	
Unexpended Funds Held By Claimant:	\$ 590,374.00	\$ 1,338,261.00	\$ 1,928,635.00	
Audit Exception - General Payback Fund:			\$ -	
SUB-TOTALS		\$ 1,917,729.00	\$ 2,764,244.00	\$ 4,681,973.00

ELDERLY/HANDICAPPED SERVICE PROPOSED 2020/2021		PROJECT COSTS		TOTALS
(Information needed per PUC 99266, which states no moneys may be allocated in excess of 15% above preceding year unless claim is accompanied by supporting documentation)				
		TOTAL PROJECT COSTS		\$ 3,122,161.00
	Prior Year	\$ 3,020,793.00		
	Percentage Change			3%
more than prior year				
Revenue Source & Amount	Operating	Capital	Total	
LTF Article 4:	\$ 1,861,111		\$ 1,861,111.00	
Tarpey Roundup:	\$ 52,853		\$ 52,853.00	
STA:		\$ 356,859	\$ 356,859.00	
Fares:	\$ 70,000	N/A	\$ 70,000.00	
Local Support:	\$ 235,541	N/A	\$ 235,541.00	
Fed/State Grants:			\$ -	
Measure C:	\$ -		\$ -	
Interest:	\$ 10,500		\$ 10,500.00	
Unexpended Funds Held By Claimant:	\$ 858,800	\$ 1,338,261	\$ 2,197,061.00	
Audit Exception - General Payback Fund:			\$ -	
SUB-TOTALS		\$ 3,088,805.00	\$ 1,695,120.00	\$ 4,783,925.00

CONSOLIDATED TRANSIT SERVICE AGENCY PROPOSED 2020/2021		PROJECT COSTS		TOTALS
(Information needed per PUC 99266, which states no moneys may be allocated in excess of 15% above preceding year unless claim is accompanied by supporting documentation)				
TOTAL PROJECT COSTS		\$	523,098.00	
Prior Year	\$	499,458.00		
Percentage Change		5%		
more than prior year				
Revenue Source & Amount	Operating	Capital	Total	
LTF Article 4.5:	\$ 235,394.00		\$ 235,394.00	
LTF Article 8c:			\$ -	
STA:			\$ -	
Fares:	\$ 10,000.00	N/A	\$ 10,000.00	
Local Support:	\$ 277,704.00	N/A	\$ 277,704.00	
Fed/State Grants:			\$ -	
Other - describe briefly if applicable:			\$ -	
Other - describe briefly if applicable:			\$ -	
Unexpended Funds Held By Claimant:			\$ -	
Audit Exception - General Payback Fund:			\$ -	
SUB-TOTALS	\$ 523,098.00	\$ -	\$ 523,098.00	
GRAND TOTALS:	OPERATING	CAPITAL	TOTAL	
	\$ 5,529,632.00	\$ 4,459,364.00	\$ 9,988,996.00	

Enter Date: 11/10/2020

Claimant Name: City of Clovis

PUBLIC AND SPECIALIZED TRANSPORTATION SERVICE FAREBOX CALCULATION FOR FISCAL YEAR: 2020/21

REQUIRED OPERATING/FAREBOX CALCULATIONS

General Transportation Service:

1. Total Operating Expenses Minus Exclusions	Operating Expenses:	\$ 1,917,729.00
2. Farebox Revenues	Amount Excluded	\$ 1,917,729.00
3. Other Local Support		\$ 152,100.00
4. Total Local Support (Adds Lines 2 + 3)		\$ 445,271.00
5. Farebox Revenue/Operating Expense Ratio (Line 2 Divided By Line 1)		\$ 597,371.00
6. Required Minimum Ratio Verification: Enter 1 for Urban, 2 for Rural		8%
7. Total Local Support/Operating Expense Ratio (Line 4 Divided By Line 1)		20%
8. Required Minimum Ratio Criteria:		31%
URBAN 20%	Meets Minimum Requirements	20%
RURAL 10%		

Elderly/Handicapped Service:

1. Total Operating Expenses Minus Exclusions	Operating Expenses:	\$ 3,088,805.00
2. Farebox Revenues	Amount Excluded	\$ 3,088,805.00
3. Other Local Support		\$ 70,000.00
4. Total Local Support (Adds Lines 2 + 3)		\$ 235,541.00
5. Farebox Revenue/Operating Expense Ratio (Line 2 Divided By Line 1)		\$ 305,541.00
6. Required Minimum Ratio Verification:		2%
7. Total Local Support/Operating Expense Ratio (Line 4 Divided By Line 1)		8%
8. Required Minimum Ratio Criteria:	Meets Minimum Requirements	10%
10%		10%

Consolidated Transportation Service Agency:

1. Total Operating Expenses Minus Exclusions	Operating Expenses:	\$ 523,098.00
2. Farebox Revenues	Amount Excluded	\$ 523,098.00
3. Other Local Support		\$ 10,000.00
4. Total Local Support (Adds Lines 2 + 3)		\$ 277,704.00
5. Farebox Revenue/Operating Expense Ratio (Line 2 Divided By Line 1)		\$ 287,704.00
6. Required Minimum Ratio Verification:		2%
7. Total Local Support/Operating Expense Ratio (Line 4 Divided By Line 1)		53%
8. Required Minimum Ratio Criteria:	Meets Minimum Requirements	55%
Fares 10%		55%
Other Local Support 45%		

SUMMARY TOTALS:

		\$ 5,529,632.00
1. Total OF ALL Operating Expenses PLUS Exclusions	Total Operating Expenses:	\$ 5,529,632.00
	Total Amount Excluded:	\$ - \$ 5,529,632.00
	Must Agree With TOTAL, Project Detail Operator Tab:	\$ 4,459,364.00
	2. Total of All Capital Projects:	\$ 4,459,364.00
	Must Agree With CAPITAL PROJECTS, Project Detail Operator Tab:	\$ 9,988,996.00
	3. GRAND TOTAL:	\$ 9,988,996.00

Enter Date: 11/10/2020

Claimant Name: City of Clovis

PUBLIC AND SPECIALIZED TRANSPORTATION SERVICE CLAIM FOR OPERATING AND CAPITAL EXPENSES FY: 2020/21

GENERAL TRANSPORTATION SERVICE PROPOSED 2020/2021	PROJECT COSTS	TOTALS
(Information needed per PUC 99266, which states no moneys may be allocated in excess of 15% above preceding year unless claim is accompanied by supporting documentation)		
TOTAL PROJECT COSTS	\$ 4,681,973.00	
Prior Year	\$ 3,041,375.00	
Percentage Change	54%	
	more than prior year	
Revenue Source & Amount	Operating	Capital
LTF Article 4:	\$ -	\$ -
LTF Article 4.5 or 8c:		\$ -
STA:		\$ 356,859
Fares:	\$ 152,100.00	N/A
Local Support:	\$ 445,271.00	N/A
Fed/State Grants:		\$ 1,069,124.00
Measure C:	\$ 719,484.00	
Interest:	\$ 10,500.00	
Unexpended Funds Held By Claimant:	\$ 590,374.00	\$ 1,338,261.00
Audit Exception - General Payback Fund:		\$ -
SUB-TOTALS	\$ 1,917,729.00	\$ 2,764,244.00
		\$ 4,681,973.00

ELDERLY/HANDICAPPED SERVICE PROPOSED 2020/2021	PROJECT COSTS	TOTALS
(Information needed per PUC 99266, which states no moneys may be allocated in excess of 15% above preceding year unless claim is accompanied by supporting documentation)		
TOTAL PROJECT COSTS	\$ 3,122,161.00	
Prior Year	\$ 3,020,793.00	
Percentage Change	3%	
	more than prior year	
Revenue Source & Amount	Operating	Capital
LTF Article 4:	\$ 1,861,111	\$ 1,861,111.00
Tarpey Roundup:	\$ 52,853	\$ 52,853.00
STA:		\$ 356,859
Fares:	\$ 70,000	N/A
Local Support:	\$ 235,541	N/A
Fed/State Grants:		\$ -
Measure C:	\$ -	\$ -
Interest:	\$ 10,500	\$ 10,500.00
Unexpended Funds Held By Claimant:	\$ 858,800	\$ 1,338,261
Audit Exception - General Payback Fund:		\$ -
SUB-TOTALS	\$ 3,088,805.00	\$ 1,695,120.00
		\$ 4,783,925.00

CONSOLIDATED TRANSIT SERVICE AGENCY PROPOSED 2020/2021	PROJECT COSTS	TOTALS
(Information needed per PUC 99266, which states no moneys may be allocated in excess of 15% above preceding year unless claim is accompanied by supporting documentation)		
TOTAL PROJECT COSTS	\$ 523,098.00	
Prior Year	\$ 499,458.00	
Percentage Change	5%	
	more than prior year	
Revenue Source & Amount	Operating	Capital
LTF Article 4.5:	\$ 235,394.00	\$ 235,394.00
LTF Article 8c:		\$ -
STA:		\$ -
Fares:	\$ 10,000.00	N/A
Local Support:	\$ 277,704.00	N/A
Fed/State Grants:		\$ -
Other - describe briefly if applicable:		\$ -
Other - describe briefly if applicable:		\$ -
Unexpended Funds Held By Claimant:		\$ -
Audit Exception - General Payback Fund:		\$ -
SUB-TOTALS	\$ 523,098.00	\$ -
		\$ 523,098.00
GRAND TOTALS:	OPERATING	CAPITAL
	\$ 5,529,632.00	\$ 4,459,364.00
		\$ 9,988,996.00

Enter Date: **11/10/2020**

Claimant Name: **City of Clovis**

CONTINGENCY PROJECT LISTING FOR FISCAL YEAR: 2020/21

Should additional Local Transportation Fund or State Transit Assistance Fund monies be made available during the current fiscal year, they are hereby also claimed for the following purposes:

CHECK ALL THAT APPLY (Enter "X" in yellow box)

BICYCLE AND PEDESTRIAN FACILITIES

☒ Article 3

PUBLIC TRANSPORTATION

☒ Article 4

SUPPLEMENTAL INFORMATION REQUIRED OF TRANSIT CLAIMANTS (CCR 6632)

ATTACHED TO THIS CLAIM ARE SUBMITTED THE FOLLOWING DOCUMENTS:

(initial yellow box all that apply)

☒ Budget or proposed budget for the 2020/21 fiscal year.

☒ Statement for prior year revenues and expenditures (projections acceptable).

☒ California Highway Patrol Certification pursuant to PUC 99251 (no claim may be approved unless accompanied by this certification). Date on this certification must be within 13 months of the proposed claim approval date.

STANDARD ASSURANCES FOR TRANSIT CLAIMANTS

CLAIMANT ASSURANCES: (initial yellow box all that apply)

☒ A. Claimant certifies that it has submitted a satisfactory, independent fiscal audit, with required certification statement, to the RTPA and to the State Controller, pursuant to PUC 99245 and 21 Cal. Code of Regulations Section 6664 for the prior fiscal year (project year minus two). Claimant assures that this audit requirement will be completed for the current fiscal year (project year minus one).

☒ B. Claimant certifies that it has submitted a State Controller Report, in conformance with the uniform system of accounts and records, to the RTPA, and to the State Controller, pursuant to PUC 99243, for the prior year (project year minus two). Beginning with the 1979-80 fiscal year, claimant assures that this report will be audited by an independent CPA. Claimant assures that this report will be completed for the current fiscal year (project year minus one).

☒ C. Claimant certifies in accordance with PUC Section 99314.5(b) that it is not precluded by any contract entered into on or after June 28, 1979, from employing part-time drivers or contracting with common carriers of persons operating under a franchise or license. Claimant further certifies that no person who was a full-time employee on June 28, 1979, shall have his or her employment terminated or his or her regular hours of employment, excluding overtime, reduced by the operator as a result of it employing part-time drivers or contracting with such common carriers.

D. Claimant filing claim pursuant to PUC Section 99260 certifies that:

(check one by entering "X" in yellow cell):

☒ 1. the current cost of its retirement system is fully funded with respect to the officers and employees of its public transportation system (PUC Section 99271a); or

☐ 2. the operator is implementing a plan approved by the transportation planning agency which will fully fund the retirement system for such officers and employees within 40 years (PUC Section 99271a); or

☐ 3. the operator has a private pension plan which sets aside and invests on a current basis funds sufficient to provide for the payment of future pension benefits and which is fully compliant with the requirements stated in PUC Sections 99272 and 99273.

☒ E. Claimant certifies that it is in compliance with PUC Section 99264 that it does not routinely staff, with two or more persons, a vehicle for public transportation purposes designed to be operated by one person.

☒ F. Claimant certifies that it is making full use of federal funds available under the Urban Mass Transportation Act of 1964, as amended in accordance with Section 6754(a)(3).

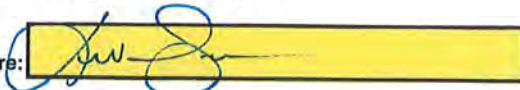
☒ G. Claimant certifies that this is in compliance with PUC Section 99155 that if it offers reduced fares to seniors, the same reduced rate is offered to disabled persons, handicapped persons, and disabled veterans and it honors the federal Medicare card for identification to receive reduced fares.

☒ H. Claimant certifies that it is in compliance with PUC Section 99155.5 regarding dial-a-ride and paratransit services being accessible to handicapped persons and that the service is provided to persons without regard to vehicle ownership and place of residence.

The undersigned hereby certifies that the above statements are true and correct.

Please print and sign after completing form

Authorized Signature:



Name/Title: **Luke Serpa, City Manager**

Date: **12/7/2020**

City of Clovis Budget Worksheet by Department

Ledger: GL

Section: 00515 TRANSIT FUND		Prior Year	Adjusted	Actuals	Encumb	Estimate	Department	EC to DR
Object Type: Revenue Accounts		Actual	Budget	Through	Balance	to Close	Requested	Percent
SpecObj		FY 2019	FY 2020	06-30-2020	To Date	FY 2020	FY 2021	Change
Ver (PY)		Ver (WB)	Ver (AD)					
Object Type: Expenditure Accounts								
SpecObj								
44011	INTEREST INCOME-GVMTL FUNDS	0.00	0.00	-3,040.07	0.00	0.00	0.00	0.00%
44015	INTEREST INCOME-PROPRIETARY	37,217.48	46,000.00	30,149.09	0.00	36,000.00	21,000.00	-41.66%
44099	GASB31 PROPRIETARY FUNDS	3,828.00	0.00	21,449.00	0.00	0.00	0.00	0.00%
47502	SALE OF PROP/EQUI-PROPRIETARY	-28,822.00	0.00	-6,555.00	0.00	0.00	0.00	0.00%
Object Type: Expenditure Accounts								
SpecObj								
62015	COMPENSATED FUTURE ABSENCES	-644.00	0.00	-11,276.00	0.00	0.00	0.00	0.00%
66758	PENSION EXPENSE	0.00	0.00	473,628.00	0.00	0.00	0.00	0.00%
68760	PROPRIETARY CONTRA ASSET	-1,017,056.00	0.00	-327,445.00	0.00	0.00	0.00	0.00%
68950	DEPRECIATION-ROLLING STOCK	333,823.00	0.00	335,142.00	0.00	0.00	0.00	0.00%
68951	DEPRECIATION EQUIPMENT	88,739.00	0.00	87,709.00	0.00	0.00	0.00	0.00%
68990	LOSS-SALE OF PROPERTY & EQUIP	7,417.00	0.00	4,733.00	0.00	0.00	0.00	0.00%
Total Revenue for 00515:		12,223.48	46,000.00	42,003.02	0.00	36,000.00	21,000.00	-41.66%
Total Expenditures for 00515:		-587,721.00	0.00	562,491.00	0.00	0.00	0.00	0.00%
Expense Less Revenue Total:		-599,944.48	-46,000.00	520,487.98	0.00	-36,000.00	-21,000.00	-41.66%
Section: 34700 TRANSIT-ROUND UP-CTSA								
Object Type: Revenue Accounts								
SpecObj								
45031	1/2 % SALES TAX-MEAS C	455,000.00	479,000.00	479,000.00	0.00	479,000.00	491,000.00	2.50%
45038	OTHER GRANTS-CAP	0.00	25,000.00	0.00	0.00	0.00	0.00	0.00%
45061	LTF-ARTICLE 4 TRANSIT	2,415,542.00	2,348,000.00	2,498,747.00	0.00	2,386,400.00	2,458,800.00	3.03%
45062	LTF-ART 4.5-SPEC TRANSIT	207,335.00	224,800.00	224,756.00	0.00	224,800.00	235,400.00	4.71%
45066	STATE TRANSIT ASSISTANCE	0.00	745,000.00	0.00	0.00	756,300.00	687,900.00	-9.04%
45072	SB1 STATE OF GOOD REPAIR	0.00	85,000.00	0.00	0.00	0.00	0.00	0.00%

City of Clovis Budget Worksheet by Department

Ledger: GL

	Object Type: Expenditure Accounts	SpecObj	Prior Year		Adjusted		Actuals		Encumb	Estimate		Department		EC to DR
			Actual	Ver (PY)	Budget	Ver (WB)	Through	Ver (AD)		to Close	Ver (EC)	Requested	Ver (DR)	Percent
			FY 2019		FY 2020		06-30-2020		Balance	FY 2020		FY 2021		Change
45200	ECONOMIC STIMULUS-OPERATING			0.00		0.00	898.78		0.00	0.00	0.00	0.00	0.00	0.00%
46501	STAGE LINE FARES		3,849.58		0.00	0.00	0.00		0.00	0.00	0.00	0.00	0.00	0.00%
46502	ROUND UP FARES		64,740.22		64,000.00		58,217.37		0.00	65,000.00		64,000.00		-1.53%
46505	BUS FARE PASSES		20,079.73		20,000.00		12,295.25		0.00	14,000.00		16,000.00		14.28%
47502	SALE OF PROP/EQUI-PROPRIETARY		28,922.50		0.00		6,555.00		0.00	0.00		0.00		0.00%
47902	MISCELLANEOUS RECEIPTS		48.12		0.00		29.30		0.00	0.00		0.00		0.00%
Object Type: Expenditure Accounts														
SpecObj														
61000	SALARIES REGULAR		783,509.31		856,300.00		821,192.76		0.00	827,000.00		883,900.00		6.88%
61160	ACTING/OUT OF CLASS PAY		1,302.20		1,800.00		117.65		0.00	200.00		0.00		-100.00%
61200	OVERTIME REGULAR		19,937.66		24,000.00		9,229.89		0.00	10,000.00		15,000.00		50.00%
61207	OVERTIME-CALLOUT		7,355.49		8,800.00		9,799.24		0.00	8,500.00		9,000.00		5.88%
61216	CTO BUYBACK		4,694.21		8,000.00		8,500.19		0.00	8,500.00		9,000.00		5.88%
61300	EXTRA HELP		538,811.36		580,000.00		633,256.50		0.00	550,000.00		600,000.00		9.09%
62001	RETIREMENT-MISC.		121,039.99		156,900.00		151,023.34		0.00	151,300.00		174,200.00		15.13%
62004	DEFERRED COMP CONTRIBUTION		12,271.52		15,700.00		15,064.94		0.00	15,200.00		17,400.00		14.47%
62005	WORKER'S COMPENSATION		89,174.12		74,500.00		74,658.17		0.00	74,600.00		64,800.00		-13.13%
62006	HEALTH BENEFIT PLAN		102,727.79		114,900.00		103,661.29		0.00	103,700.00		115,800.00		11.66%
62007	MEDICARE		13,005.74		12,800.00		13,664.67		0.00	13,200.00		14,000.00		6.06%
62010	SICK LEAVE INCENTIVE		10,891.34		12,000.00		10,083.36		0.00	10,100.00		15,000.00		48.51%
62011	SOC SEC/PERS-EXTRA HELP		88,448.67		107,500.00		117,729.81		0.00	107,500.00		126,900.00		18.04%
62012	OTHER BENEFITS		3,400.00		3,400.00		3,400.00		0.00	3,400.00		3,400.00		0.00%
62013	Workers Comp-EH		85,236.24		90,100.00		79,453.25		0.00	69,500.00		68,500.00		-1.43%
62014	HEALTH INS REBATE		40,122.00		41,500.00		40,122.00		0.00	40,600.00		41,500.00		2.21%
63004	VEHICLE ALLOWANCE		9,536.37		10,000.00		9,986.00		0.00	10,000.00		12,900.00		29.00%
63009	FLEET ADMIN CHARGES		66,200.00		76,600.00		76,600.00		0.00	76,600.00		78,300.00		2.21%
63010	FLEET CHARGES-ACTUAL BASIS CHR		555,022.00		565,600.00		474,457.00		0.00	558,400.00		573,100.00		2.63%
63205	TELEPHONE-COMM SERVICES		75,018.40		60,000.00		52,110.65		2,741.71	60,000.00		60,000.00		0.00%
63304	MARKETING SERVICES		17,305.82		12,000.00		14,261.08		118.86	13,500.00		14,000.00		3.70%
63315	OTHER SERVICES		148,617.33		75,000.00		45,643.39		166.33	50,000.00		75,000.00		50.00%

GL2

City of Clovis Budget Worksheet by Department

Ledger: GL

	Prior Year Actual FY 2019 Ver (PY)	Adjusted Budget FY 2020 Ver (WB)	Actuals Through 06-30-2020 Ver (AD)	Encumb Balance To Date	Estimate to Close FY 2020 Ver (EC)	Department Requested FY 2021 Ver (DR)	EC to DR Percent Change
63350 TEMP PERSONNEL SERVICES	0.00	5,000.00	0.00	0.00	0.00	5,000.00	0.00%
63390 CREDIT CARD CHARGES	1.75	200.00	0.24	0.00	0.00	200.00	0.00%
64107 RESOURCE MATERIALS	0.00	25,000.00	0.00	0.00	0.00	25,000.00	0.00%
64231 MISCELLANEOUS SUPPLIES COVID19	0.00	0.00	11,911.60	1,676.06	0.00	0.00	0.00%
65001 TRAVEL-CONFERENCES	8,847.50	7,000.00	3,391.34	0.00	3,100.00	7,000.00	125.80%
65002 TRAVEL-MEETINGS	12.50	0.00	0.00	0.00	0.00	0.00	0.00%
65101 TRAINING-EDUCATIONAL INCENTIVE	8,207.64	0.00	0.00	0.00	0.00	0.00	0.00%
65102 TRAINING-CLASSES & SEMINARS	3,479.90	3,000.00	0.00	0.00	0.00	3,000.00	0.00%
65201 MEMBERSHIP/ASSOCIATION DUES	295.00	400.00	0.00	0.00	0.00	400.00	0.00%
66001 GENERAL ADMINISTRATION CHARGES	86,000.00	88,000.00	88,000.00	0.00	88,000.00	95,000.00	7.95%
66003 GENERAL SERVICE CHARGES	445,300.00	379,800.00	379,800.00	0.00	379,800.00	413,400.00	8.84%
66005 PROPERTY & LIABILITY INS CHGS	52,000.00	70,000.00	70,000.00	0.00	70,000.00	53,100.00	-24.14%
66615 EMPLOYEE WELLNESS PROGRAMS	5.28	0.00	0.00	0.00	0.00	0.00	0.00%
66803 GEN LIABILITY CLAIM-PROP	1,000.00	0.00	0.00	0.00	0.00	0.00	0.00%
68120 OTHER CAPITAL OUTLAY	8,873.58	33,400.00	0.00	33,356.46	33,400.00	33,400.00	0.00%
68725 TRANSIT BUSES/VANS	543,644.39	0.00	0.00	0.00	0.00	0.00	0.00%
Total Revenue for 34700:	3,195,517.15	3,990,800.00	3,280,498.70	0.00	3,925,500.00	3,953,100.00	0.70%
Total Expenditures for 34700:	3,951,295.10	3,519,200.00	3,317,118.36	38,059.42	3,336,100.00	3,607,200.00	8.12%
Expense Less Revenue Total:	755,777.95	-471,600.00	36,619.66	38,059.42	-589,400.00	-345,900.00	-41.31%

Section: 34800 TRANSIT-STAGELINE-GEN

Object Type: Revenue Accounts

SpecObj

44015 INTEREST INCOME-PROPRIETARY	0.00	0.00	-1,113.00	0.00	0.00	0.00	0.00%
44220 TROLLEY RENTAL-TRANSIT	8,893.50	12,000.00	13,900.00	0.00	14,000.00	14,000.00	0.00%
44300 ADVERTISING INCOME	15,000.49	32,000.00	34,909.78	0.00	35,000.00	35,000.00	0.00%
45031 1/2 % SALES TAX-MEAS C	1,083,068.43	1,164,000.00	1,040,787.11	0.00	1,164,000.00	1,187,000.00	1.97%
45038 OTHER GRANTS-CAP	0.00	480,000.00	20,000.00	0.00	407,200.00	0.00	-100.00%
45061 LTF-ARTICLE 4 TRANSIT	1,535,000.00	1,567,000.00	1,592,700.00	0.00	1,592,700.00	1,641,000.00	3.03%

User: CALVINC Calvin Campbell

Report: BUDGET_WORKSHEET_BY_DEPT_jjs

Page 3

Current Time: 14:46:14

Current Date: 11/10/2020

GB

City of Clovis Budget Worksheet by Department

Ledger: GL

Object Type: Expenditure Accounts	SpecObj	Prior Year Actual FY 2019 Ver (PY)	Adjusted Budget FY 2020 Ver (WB)	Actuals Through 06-30-2020 Ver (AD)	Encumb Balance To Date	Estimate to Close FY 2020 Ver (EC)	Department Requested FY 2021 Ver (DR)	EC to DR Percent Change
	45066	1,208,320.00	475,000.00	0.00	0.00	482,200.00	438,600.00	-9.04%
	45072	79,187.00	85,000.00	201,475.68	124.04	76,600.00	369,000.00	381.72%
	45073	0.00	-132,000.00	0.00	0.00	0.00	700,000.00	0.00%
	46501	50,124.67	50,000.00	53,089.41	0.00	50,000.00	60,000.00	20.00%
	46505	3,283.75	4,000.00	4,383.25	0.00	4,100.00	4,100.00	0.00%
	46506	25,024.45	39,000.00	13,112.25	0.00	39,000.00	39,000.00	0.00%
	47902	70.72	0.00	77.48	0.00	0.00	0.00	0.00%
	Miscellaneous Receipts							
	Expenditure Accounts							
	61000	626,641.03	672,600.00	617,558.68	0.00	643,700.00	832,200.00	29.28%
	61160	529.64	1,000.00	27.08	0.00	0.00	0.00	0.00%
	61200	27,292.09	22,000.00	20,310.22	0.00	20,000.00	22,000.00	10.00%
	61207	4,652.09	5,500.00	4,039.07	0.00	4,200.00	5,000.00	19.04%
	61216	5,158.42	6,000.00	1,594.32	0.00	1,600.00	6,000.00	275.00%
	61300	348,998.96	373,000.00	335,987.07	0.00	300,000.00	370,000.00	23.33%
	62001	96,845.10	121,800.00	117,177.73	0.00	119,500.00	164,000.00	37.23%
	62004	6,766.27	8,700.00	7,057.02	0.00	7,500.00	11,600.00	54.66%
	62005	66,179.45	54,700.00	54,023.27	0.00	55,600.00	62,400.00	12.23%
	62006	152,031.03	173,700.00	171,198.50	0.00	173,100.00	221,700.00	28.07%
	62007	10,140.23	10,000.00	10,335.11	0.00	10,200.00	12,200.00	19.60%
	62010	6,607.02	8,000.00	7,572.87	0.00	7,600.00	10,000.00	31.57%
	62011	57,611.10	68,400.00	63,190.28	0.00	58,700.00	78,300.00	33.39%
	62012	2,300.00	2,300.00	2,300.00	0.00	2,300.00	2,300.00	0.00%
	62013	53,838.69	57,100.00	41,739.38	0.00	37,000.00	42,200.00	14.05%
	62014	7,854.00	5,600.00	5,544.00	0.00	5,500.00	5,600.00	1.81%
	63004	8,711.25	9,100.00	8,615.00	0.00	8,600.00	11,600.00	34.88%
	63009	52,200.00	63,600.00	63,600.00	0.00	63,600.00	73,500.00	15.56%
	63010	400,062.00	389,600.00	381,256.00	0.00	416,100.00	427,100.00	2.64%
	63205	25,873.41	30,000.00	8,339.03	0.00	30,000.00	30,000.00	0.00%
	63304	21,415.93	18,000.00	18,827.59	118.85	18,000.00	18,000.00	0.00%
	Marketing Services							

City of Clovis Budget Worksheet by Department

Ledger: GL

	Prior Year Actual FY 2019 Ver (PY)	Adjusted Budget FY 2020 Ver (WB)	Actuals Through 06-30-2020 Ver (AD)	Encumb Balance To Date	Estimate to Close FY 2020 Ver (EC)	Department Requested FY 2021 Ver (DR)	EC to DR Percent Change
63315 OTHER SERVICES	154,131.90	73,000.00	51,828.80	177.56	65,000.00	70,000.00	7.69%
63316 TRANSIT SERVICES	258,499.00	268,000.00	272,213.08	0.00	267,000.00	293,000.00	9.73%
63350 TEMP PERSONNEL SERVICES	0.00	5,500.00	0.00	0.00	0.00	5,500.00	0.00%
63390 CREDIT CARD CHARGES	385.18	700.00	869.58	0.00	700.00	700.00	0.00%
64107 RESOURCE MATERIALS	0.00	25,000.00	0.00	0.00	0.00	25,000.00	0.00%
64231 MISCELLANEOUS SUPPLIES COVID19	0.00	0.00	14,866.55	1,676.06	0.00	0.00	0.00%
65001 TRAVEL-CONFERENCES	8,847.42	8,000.00	3,391.33	0.00	3,100.00	8,000.00	158.06%
65002 TRAVEL-MEETINGS	12.50	0.00	0.00	0.00	0.00	0.00	0.00%
65101 TRAINING-EDUCATIONAL INCENTIVE	3,557.64	0.00	0.00	0.00	0.00	0.00	0.00%
65102 TRAINING-CLASSES & SEMINARS	3,479.90	3,000.00	0.00	0.00	0.00	3,000.00	0.00%
65201 MEMBERSHIP/ASSOCIATION DUES	295.00	400.00	0.00	0.00	0.00	400.00	0.00%
66001 GENERAL ADMINISTRATION CHARGES	86,000.00	88,000.00	88,000.00	0.00	88,000.00	94,000.00	6.81%
66003 GENERAL SERVICE CHARGES	348,400.00	288,500.00	288,500.00	0.00	288,500.00	315,600.00	9.39%
66005 PROPERTY & LIABILITY INS CHGS	48,000.00	60,200.00	60,200.00	0.00	60,200.00	48,900.00	-18.77%
66803 GEN LIABILITY CLAIM-PROP	500.00	0.00	0.00	0.00	0.00	0.00	0.00%
68120 OTHER CAPITAL OUTLAY	82,336.50	390,450.00	413,038.34	33,356.47	365,500.00	0.00	-100.00%
68725 TRANSIT BUSES/VANS	473,409.04	0.00	0.00	0.00	0.00	0.00	0.00%
Total Revenue for 34800:	4,007,973.01	3,776,000.00	2,973,321.96	124.04	3,864,800.00	4,487,700.00	16.11%
Total Expenditures for 34800:	3,449,561.79	3,311,450.00	3,133,199.90	35,328.94	3,120,800.00	3,269,800.00	4.77%
Expense Less Revenue Total:	-558,411.22	-464,550.00	159,877.94	35,204.90	-744,000.00	-1,217,900.00	63.69%

Q5

City of Clovis
Budget Worksheet by Department

Ledger: GL

	Prior Year Actual FY 2019 Ver (PY)	Adjusted Budget FY 2020 Ver (WB)	Actuals Through 06-30-2020 Ver (AD)	Encumb Balance To Date	Estimate to Close FY 2020 Ver (EC)	Department	
						Requested FY 2021	EC to DR Percent Change
Grand Total Revenue:	7,215,713.64	7,812,800.00	6,295,823.68	124.04	7,826,300.00	8,461,800.00	8.12%
Grand Total Expenditures:	6,813,135.89	6,830,650.00	7,012,809.26	73,388.36	6,456,900.00	6,877,000.00	6.50%
Expense Less Revenue Grand Total:	-402,577.75	-982,150.00	716,985.58	73,264.32	-1,369,400.00	-1,584,800.00	1,270.63%

0.*

a. 6,877,000.00 +
b. 73,388.36 +
GL7 5,030,000.00 +
GL10 1,619,310.00 -
GL10 165,862.00 -
GL9 79,700.00 +
Summary 2 284,920.00 -
007
9,983,996.36 * Summary 2, TOAH

GL6

NOTE:

To see to-date Actual Revenue and Expenditures, drill down to the detail report as indicated by the blue text and the drill icon.

Ledger: GL

City of Clovis

Budget Worksheet by Specific Object

For Period Ending 06/30/2020

2020

Prior Year	Adjusted	Actual	Estimate	Department	EC to DR
Actual	Budget	as of 06-30-2020	to Close	Requested	Percent
2019			2020 FY	2021 FY	
Ver (PY)	Ver (WB)	Ver (AD)	Ver (EC)	Ver (DR)	Change

Object Type: Expenditure Accounts

71428 TRANSIT STATION T1

90000 GEN SERV CAPITAL FACILITIES

TOTAL TRANSIT STATION T1

Total Revenue for 90000:

Total Expenditures for 90000:

Expense Less Revenue Total:

64,718.61	1,520,000.00	79,700.35	1,520,000.00	3,600,000.00	136.84%
64,718.61	1,520,000.00	79,700.35	1,520,000.00	3,600,000.00	136.84%
0.00	0.00	0.00	0.00	0.00	0.00%
64,718.61	1,520,000.00	79,700.35	1,520,000.00	3,600,000.00	136.84%
64,718.61	1,520,000.00	79,700.35	1,520,000.00	3,600,000.00	136.84%

3,600,000 DR
1,430,000 Reaff
GLB 5,030,000 WB GLB

User: CALVINC

Calvin Campbell

Report: Budget Worksheet by Object

ReportID: BUDGET_WORKSHEET_BY_SPECOBJ_ps

Page 1

Current Time: 10:56:47

Current Date: 11/10/2020

GL7

NOTE:

To see to-date Actual Revenue and Expenditures, drill down to the detail report as indicated by the blue text and the drill icon.

Ledger: GL

City of Clovis

Budget Worksheet by Specific Object

For Period Ending 11/30/2020

2021

Prior Year	Adjusted	Actual	Estimate	Department	EC to DR
Actual	Budget	as of 06-30-2020	to Close	Requested	Percent
2020			2021 FY	2022 FY	
Ver (PY)	Ver (WB)	Ver (AD)	Ver (EC)	Ver (DR)	Change
79,700.35	5,030,000.00	43,600.34	0.00	0.00	0.00%
79,700.35	5,030,000.00	43,600.34	0.00	0.00	0.00%
0.00	0.00	0.00	0.00	0.00	0.00%
79,700.35	5,030,000.00	43,600.34	0.00	0.00	0.00%
79,700.35	5,030,000.00	43,600.34	0.00	0.00	0.00%

Object Type: Expenditure Accounts

71428 - TRANSIT STATION T1

90000 GEN SERV CAPITAL FACILITIES

TOTAL TRANSIT STATION T1

Total Revenue for 90000:

Total Expenditures for 90000:

Expense Less Revenue Total:

User: CALVINC Calvin Campbell
Report: Budget Worksheet by Object
ReportID: BUDGET_WORKSHEET_BY_SPECOBJ_ps

Page 1

Current Time: 13:04:49
Current Date: 11/10/2020

GLB

NOTE:

To see to-date Actual Revenue and Expenditures,
drill down to the detail report as indicated
by the blue text and the drill icon.

Ledger: GL

City of Clovis

Budget Worksheet by Specific Object
For Period Ending 11/30/2020

Prior Year Actual 2020	Adjusted Budget as of 06-30-2020	Actual Ver (AD)	Estimate to Close 2021 FY Ver (EC)	Department Requested 2022 FY Ver (DR)	EC to DR Percent Change
79,700.35	0.00	0.00	0.00	0.00	0.00%
79,700.35	5,030,000.00	43,600.34	0.00	0.00	0.00%
0.00	5,030,000.00	43,600.34	0.00	0.00	0.00%
Grand Total Revenue:					
Grand Total Expenditures:					
Expense Less Revenue Grand Total:					

— End of Report —

User: CALVINC

Calvin Campbell

Report: Budget Worksheet by Object

ReportID: BUDGET_WORKSHEET_BY_SPECOBJ_ps

Page 2

Current Time:

13:04:49

Current Date:

11/10/2020

GL9

Ledger: GL
Fiscal Year: 2020

City of Clovis
GL Transactions by Date Range

Start: 07/01/2019
End 06/30/2020

Posting Date	Reference	Vendor ID	Transaction Description		Debit Amount	Credit Amount	Net Amount
Account:00604 - 22900 -		GENERAL SERVICES FUND		DEFERRED REVENUE			
07/01/2019	063019 BAL FWD	N/A..N/A	ALL FUNDS FISCAL YEAR BAL FW	JE	0.00	1,819,836.00	1,819,836.00
07/01/2019	FY20 DEF ALLOC	N/A..N/A	ALLOC FY 19 DEF REVENUE	JE	163,682.00	0.00	-163,682.00
07/01/2019	FY20 DEF ALLOC	N/A..N/A	ALLOC FY 19 DEF REVENUE	JE	1,588,455.00	0.00	-1,588,455.00
07/01/2019	FY20 DEF ALLOC	N/A..N/A	ALLOC FY 19 DEF REVENUE	JE	67,699.00	0.00	-67,699.00
Total for Account: 00604 - 22900					1,819,836.00	1,819,836.00	0.00
Total for Org Key: 00604					1,819,836.00	1,819,836.00	0.00
Account:00604 - 22900 - 300106		GENERAL SERVICES FUND		DEFERRED REVENUE		ADMIN OFFICE	
07/01/2019	FY20 DEF ALLOC	N/A..N/A	ALLOC FY 19 DEF REVENUE	JE	0.00	1,561,838.00	1,561,838.00
07/01/2019	FY20 DEF ALLOC	N/A..N/A	ALLOC FY 19 DEF INT	JE	0.00	26,617.00	26,617.00
06/30/2020	JE0620D3	N/A..N/A	FY20 PTMISEA INT. INC. CY DE	JE	0.00	30,855.00	30,855.00
Total for Account: 00604 - 22900					0.00	1,619,310.00	1,619,310.00
Total for Org Key: 00604					0.00	1,619,310.00	1,619,310.00
Account:00604 - 22900 - 300204		GENERAL SERVICES FUND		DEFERRED REVENUE		OFFICE SECURITY	
07/01/2019	FY20 DEF ALLOC	N/A..N/A	ALLOC FY 19 DEF REVENUE	JE	0.00	76,882.00	76,882.00
07/01/2019	FY20 DEF ALLOC	N/A..N/A	ALLOC FY 19 DEF INT	JE	0.00	3,752.00	3,752.00
07/01/2019	FY20 DEF ALLOC	N/A..N/A	ALLOC FY 19 DEF REVENUE	JE	0.00	79,348.00	79,348.00
07/01/2019	FY20 DEF ALLOC	N/A..N/A	ALLOC FY 19 DEF INT	JE	0.00	3,700.00	3,700.00
06/30/2020	JE0620D3	N/A..N/A	FY20 HOMELAND INT. INC. CY D	JE	0.00	3,180.00	3,180.00
Total for Account: 00604 - 22900					0.00	166,862.00	166,862.00
Total for Org Key: 00604					0.00	166,862.00	166,862.00
Account:00604 - 22900 - 300205		GENERAL SERVICES FUND		DEFERRED REVENUE		BUS YARD CAMERA	
07/01/2019	FY20 DEF ALLOC	N/A..N/A	ALLOC FY 19 DEF REVENUE	JE	0.00	66,601.00	66,601.00
07/01/2019	FY20 DEF ALLOC	N/A..N/A	ALLOC FY 19 DEF INT	JE	0.00	1,098.00	1,098.00
06/30/2020	JE0620D3	N/A..N/A	DFR HOMELAND BUS YARD CAM	JE	66,601.00	0.00	-66,601.00
06/30/2020	JE0620D3	N/A..N/A	FY20 HOMELAND INT. INC. CY D	JE	1,098.00	0.00	-1,098.00
Total for Account: 00604 - 22900					67,699.00	67,699.00	0.00
Total for Org Key: 00604					67,699.00	67,699.00	0.00
Account:00604 - 22900 - 900009		GENERAL SERVICES FUND		DEFERRED REVENUE		NEW TECHNOLOGY	
06/30/2020	JE0620D3	N/A..N/A	DFR MEASURE C CHARGING ST	JE	0.00	115,409.65	115,409.65
Total for Account: 00604 - 22900					0.00	115,409.65	115,409.65
Total for Org Key: 00604					0.00	115,409.65	115,409.65
Total for Report:					1,887,535.00	3,789,116.65	1,901,581.65

SORT ORDER: SPECOBJ within SECTION within FUND

SELECT SECTION CODE: 34700,34800
BUDGET: DEPARTMT REQST; SPECOBJ AND BUDGETS SHOWN; ALL of Fiscal Year

FUNDGRP	FUNDGRP Title	SECTION		SECTION Title		Director	
		Budget	This Month	Tp - Date	Before	Commitments	Open
515	TRANSIT FUND	34700					
SPECOBJ	SPECOBJ Description	Budget	This Month	Tp - Date	Before	Commitments	Open
45031	1/2 % SALES TAX-WEAS C	491,000	479,000	479,000	12,000	0	12,000
45061	LTF-ARTICLE 4 TRANSIT	2458,800	-763,452	2498,747	-39,947	0	-39,947
45062	LTF-ART 4.5-SPEC TRANSIT	235,400	56,189	224,756	10,644	0	10,644
45066	STATE TRANSIT ASSISTANCE	687,900	0	0	687,900	0	687,900
45200	ECONOMIC STIMULIS-OPERATIN		899	899	-899	0	-899
46502	ROUND UP FARES	64,000	75	58,217	5,783	0	5,783
46505	BUS FARE PASSES	16,000	-1,368	12,295	3,705	0	3,705
47502	SALE OF PROP/EQUI-PROPRIET		0	6,555	-6,555	0	-6,555
47902	MISCELLANEOUS RECEIPTS		29	29	-29	0	-29
61000	SALARIES REGULAR	883,900	70,327	821,193	62,707	0	62,707
61160	ACTING/OUT OF CLASS PAY		0	118	-118	0	-118
61200	OVERTIME REGULAR	15,000	0	9,230	5,770	0	5,770
61207	OVERTIME-CALLOUT	9,000	666	9,799	-799	0	-799
61216	CTO BUYBACK	9,000	0	8,500	500	0	500
61300	EXTRA HELP	600,000	28,775	633,257	-33,257	0	-33,257
62001	RETIREMENT-MISC	174,200	12,345	151,023	23,177	0	23,177
62004	DEFERRED COMP CONTRIBUTION	17,400	1,263	15,065	2,335	0	2,335
62005	WORKER'S COMPENSATION	64,800	6,029	74,658	-9,858	0	-9,858
62006	HEALTH BENEFIT PLAN	115,800	8,147	103,661	12,139	0	12,139
62007	MEDICARE	14,000	1,160	13,665	335	0	335
62010	SICK LEAVE INCENTIVE	15,000	0	10,083	4,917	0	4,917
62011	SOC SEC/PERS-EXTRA HELP	126,900	4,811	117,730	9,170	0	9,170
62012	OTHER BENEFITS	3,400	320	3,400	0	0	0
62013	Workers Comp-EH	68,500	3,302	79,453	-10,953	0	-10,953
62014	HEALTH INS REBATE	41,500	3,344	40,122	1,378	0	1,378
63004	VEHICLE ALLOWANCE	12,900	822	9,986	2,914	0	2,914
63009	FLEET ADMIN CHARGES	78,300	6,420	76,600	1,700	0	1,700
63010	FLEET CHARGES-ACTUAL BASIS	573,100	35,003	474,457	98,643	0	98,643
63205	TELEPHONE-COMM SERVICES	60,000	6,728	52,111	7,889	2,742	5,148
63304	MARKETING SERVICES	14,000	206	14,261	-261	119	-380
63315	OTHER SERVICES	75,000	2,352	45,643	29,357	166	29,190
63350	TEMP PERSONNEL SERVICES	5,000	0	0	5,000	0	5,000
63390	CREDIT CARD CHARGES	200	0	0	200	0	200
64107	RESOURCE MATERIALS	25,000	0	0	25,000	0	25,000
64231	MISCELLANEOUS SUPPLIES COV		8,944	11,912	-11,912	1,676	-13,588
65001	TRAVEL-CONFERENCES	7,000	0	3,391	3,609	0	3,609
65102	TRAINING-CLASSES & SEMINAR	3,000	0	0	3,000	0	3,000
65201	MEMBERSHIP/ASSOCIATION DUE	400	0	0	400	0	400
66001	GENERAL ADMINISTRATION CHA	95,000	7,370	88,000	7,000	0	7,000
66003	GENERAL SERVICE CHARGES	413,400	31,650	379,800	33,600	0	33,600
66005	PROPERTY & LIABILITY INS C	53,100	5,870	70,000	-16,900	0	-16,900
68120	OTHER CAPITAL OUTLAY	33,400	0	0	33,400	33,356	44
** TOTAL REVENUE **		3953,100	-228,627	3280,499	672,601	0	672,601
** TOTAL EXPENSES **		3607,200	245,854	3317,118	290,082	38,059	252,022
							92.0
							1.1
							7.0

SORT ORDER: SPECOBJ within SECTION within FUND

SELECT SECTION CODE: 34700,34800

BUDGET: DEPARTMT REQST; SPECOBJ AND BUDGETS SHOWN; ALL of Fiscal Year

SECTION	SECTION Description			Director				
=====								
34700	TRANSIT-ROUND UP-CTSA							
SPECOBJ	Ref Date	Reference	PEID	PE Name	Original Amount	Liquidating Expenditure	Current Amount	Last Active
=====								
63205	05/29/20	P2013058	06043	FRESNO MOBILE RADIO	371	371*	0	06/03/20
63205	06/04/20	P2013285	V015668	VERIZON WIRELESS	5,654	5,654*	0	06/10/20
63205	06/15/20	P2013801	V021845	DYNAMITE CAR AUDIO	190	190*	0	06/17/20
63205	06/29/20	P2014482	06043	FRESNO MOBILE RADIO	371	371*	0	06/30/20
63205	06/29/20	P2014495	V015668	VERIZON WIRELESS	2,742	0	2,742	06/29/20
63205	06/29/20	P2014605	V022582	TECHTRONIX	143	143*	0	06/30/20
63304	06/09/20	P2013446	V022884	TIMBERLAKE, JEFFERY	46	46*	0	06/10/20
63304	06/18/20	P2014001	V013150	ADVERTISING SPECIALTIES & EMBR	74	0	74	06/18/20
63304	06/29/20	P2014497	V022496	QUINONEZ, SELENA	45	0	45	06/29/20
63304	06/29/20	P2014560	V001132	CALIF STATE BOARD OF EQUAL-DO	149	160*	0	06/30/20
63315	06/29/20	P2014560	V021734	FIRST BANKCARD / FIRST NATIIONA	0	11*	0	06/30/20
63315		P2100272	V021352	LOZANO SMITH LLP	0	123*	0	06/30/20
63315		P2100560	VPC0013	HANCE, AMY	0	24*	0	06/30/20
63315		P2100862	V021352	LOZANO SMITH LLP	0	431*	0	06/30/20
63315	04/07/20	P2011105	V022595	OFFICE SOLUTIONS BUSINESS PROD	80	80*	0	06/03/20
63315	05/27/20	P2012981	V022943	MEDIC FIRST AID INTERNATIONAL	17	17*	0	06/03/20
63315	05/27/20	P2012982	V022943	MEDIC FIRST AID INTERNATIONAL	35	35*	0	06/03/20
63315	06/02/20	P2013163	VPC0013	HANCE, AMY	5	5*	0	06/03/20
63315	06/02/20	P2013270	V022595	OFFICE SOLUTIONS BUSINESS PROD	52	52*	0	06/10/20
63315	06/02/20	P2013277	V022908	ABC MEDICAL SERVICES	62	62*	0	06/10/20
63315	06/02/20	P2013278	V009859	AMERIPRIDE VALLEY UNIFORM SERV	61	61*	0	06/17/20
63315	06/09/20	P2013417	V021734	FIRST BANKCARD / FIRST NATIIONA	18	18*	0	06/10/20
63315	06/09/20	P2013509	V019649	ZONAR SYSTEMS INC	193	193*	0	06/10/20
63315	06/15/20	P2013791	V022595	OFFICE SOLUTIONS BUSINESS PROD	99	99*	0	06/24/20
63315	06/15/20	P2013802	V021721	UNITED JANITORIAL SERVICE	300	300*	0	06/17/20
63315	06/18/20	P2014000	V022943	MEDIC FIRST AID INTERNATIONAL	11	0	11	06/18/20
63315	06/23/20	P2014213	V022595	OFFICE SOLUTIONS BUSINESS PROD	82	0	82	06/23/20
63315	06/29/20	P2014498	V009859	AMERIPRIDE VALLEY UNIFORM SERV	74	0	74	06/29/20
63315	06/29/20	P2014550	V021734	FIRST BANKCARD / FIRST NATIIONA	9	34*	0	06/30/20
63315	06/29/20	P2014606	V022582	TECHTRONIX	808	808*	0	06/30/20
63315	06/30/20	P2002574	V022929	MCR MEDICAL SUPPLY	786	0*	0	06/30/20
63315	06/30/20	P2003792	10201899608	A1 LOCK & KEY.-3.0.7...#... "	194	0*	0	06/30/20
63315	06/30/20	P2008691	V022595	OFFICE SOLUTIONS BUSINESS PROD	93	0*	0	06/30/20
63315	06/30/20	P2009904	V022595	OFFICE SOLUTIONS BUSINESS PROD	55	30*	0	06/30/20
63315	06/30/20	P2014483	V021721	UNITED JANITORIAL SERVICE	300	0*	0	06/30/20
64231		P2100236	V016213	SNOWFLAKE DESIGNS	0	200*	0	06/30/20
64231		P2100560	VPC0013	HANCE, AMY	0	13*	0	06/30/20
64231	05/18/20	P2012679	V023087	DUMONT PRINTING INC	5,000	4,946*	0	06/17/20
64231	05/27/20	P2012953	V011887	ALPHAGRAPHS	62	55*	0	06/03/20
64231	05/27/20	P2012983	V017383	FOCUS PACKAGING & SUPPLY COMPA	86	86*	0	06/03/20
64231	05/29/20	P2013056	V011887	ALPHAGRAPHS	175	173*	0	06/10/20
64231	06/04/20	P2013305	V021734	FIRST BANKCARD / FIRST NATIIONA	87	87*	0	06/10/20
64231	06/09/20	P2013417	V021734	FIRST BANKCARD / FIRST NATIIONA	751	751*	0	06/10/20
64231	06/10/20	P2013584	V011887	ALPHAGRAPHS	74	74*	0	06/17/20
64231	06/18/20	P2014032	V017383	FOCUS PACKAGING & SUPPLY COMPA	216	216*	0	06/24/20
64231	06/23/20	P2014197	V011887	ALPHAGRAPHS	1,077	0	1,077	06/23/20

SORT ORDER: SPECOBJ within SECTION within FUND

SELECT SECTION CODE: 34700,34800
BUDGET: DEPARTMT REQST; SPECOBJ AND BUDGETS SHOWN; ALL of Fiscal Year

SECTION	SECTION	Description	Director					
=====	=====	=====	=====					
34700	TRANSIT-ROUND UP-CTSA							
SPECOBJ	Ref Date	Reference	PRID	PE Name	Original Amount	Liquidating Expenditure	Current Amount	Last Active
=====	=====	=====	=====	=====	=====	=====	=====	=====
64231	06/23/20	P2014201	V017383	FOCUS PACKAGING & SUPPLY COMPA	83	83*	0	06/24/20
64231	06/23/20	P2014205	V013150	ADVERTISING SPECIALTIES & EMBR	475	0	475	06/23/20
64231	06/23/20	P2014213	V022595	OFFICE SOLUTIONS BUSINESS PROD	37	0	37	06/23/20
64231	06/23/20	P2014282	V013150	ADVERTISING SPECIALTIES & EMBR	1,011	1,011*	0	06/24/20
64231	06/24/20	P2014309	V022595	OFFICE SOLUTIONS BUSINESS PROD	56	0	56	06/24/20
64231	06/29/20	P2014550	V021734	FIRST BANKCARD / FIRST NATIONA	1,017	1,100*	0	06/30/20
64231	06/29/20	P2014560	V021734	FIRST BANKCARD / FIRST NATIONA	90	149*	0	06/30/20
64231	06/29/20	P2014603	V022595	OFFICE SOLUTIONS BUSINESS PROD	31	0	31	06/29/20
68120	09/13/19	P2003126	V012136	SPX CORPORATION	33,356	0	33,356	09/13/19
** Account Total **					56,803	18,262	38,060	

SELECT SECTION CODE: 34700,34800
BUDGET: DEPARTMT REQST; SPECOBJ AND BUDGETS SHOWN; ALL of Fiscal Year

FUNDGRP		FUNDGRP Title	SECTION		SECTION Title				Director			
=====		=====	=====	=====	=====	=====	=====	=====	=====	=====	=====	=====
515	TRANSIT FUND		34800	TRANSIT-STAGELINE-GEN P								
SPECOBJ	SPECOBJ	Description	Budget	This Month	Tp - Date	Before	Open	Balance	Exp%	Comm%	Aval%	
=====	=====	=====	=====	=====	=====	=====	=====	=====	=====	=====	=====	
44015	INTEREST INCOME-PROPRIETAR			0	-1,113	1,113	0	1,113				
44220	TROLLEY RENTAL-TRANSIT	14,000		0	13,900	100		0	100	99.3	0.7	
44300	ADVERTISING INCOME	35,000		0	34,910	90		90	90	99.7	0.3	
45031	1/2 % SALES TAX-MEAS C	1187,000		-41,531	1040,787	146,213	0	146,213	87.7		12.3	
45038	OTHER GRANTS-CAP			-58,481	20,000	-20,000	0	-20,000				
45061	LTP-ARTICLE 4 TRANSIT	1641,000		1592,700	1592,700	48,300	0	48,300	97.1		2.9	
45066	STATE TRANSIT ASSISTANCE	438,600		-230,502	0	438,600	0	438,600			100.0	
45072	SBI STATE OF GOOD REPAIR	369,000		161,674	201,476	167,524	124	167,400	54.6		45.4	
45073	LOW CARBON TRANSIT OPERATI	700,000		0	0	700,000	0	700,000			100.0	
46501	STAGE LINE FARES	60,000		3	53,089	6,911	0	6,911	88.5		11.5	
46505	BUS FARE PASSES	4,100		48	4,383	-283	0	-283	106.9		Over	
46506	METRO PASS	39,000		741	13,112	25,888	0	25,888	33.6		66.4	
47902	MISCELLANEOUS RECEIPTS			77	77	-77	0	-77				
61000	SALARIES REGULAR	832,200		54,642	617,559	214,641	0	214,641	74.2		25.8	
61160	ACTING/OUT OF CLASS PAY			0	27	-27	0	-27				
61200	OVERTIME REGULAR	22,000		650	20,310	1,690	0	1,690	92.3		7.7	
61207	OVERTIME-CALLOUT	5,000		293	4,039	961	0	961	80.8		19.2	
61216	CTO BUYBACK	6,000		0	1,594	4,406	0	4,406	26.6		73.4	
61300	EXTRA HELP	370,000		30,758	335,987	34,013	0	34,013	90.8		9.2	
62001	RETIREMENT-MISC	164,000		10,805	117,178	46,822	0	46,822	71.4		28.6	
62004	DEFERRED COMP CONTRIBUTION	11,600		559	7,057	4,543	0	4,543	60.8		39.2	
62005	WORKER'S COMPENSATION	62,400		5,239	54,023	8,377	0	8,377	86.6		13.4	
62006	HEALTH BENEFIT PLAN	221,700		15,307	171,199	50,502	0	50,502	77.2		22.8	
62007	MEDICARE	12,200		973	10,335	1,865	0	1,865	84.7		15.3	
62010	SICK LEAVE INCENTIVE	10,000		0	7,573	2,427	0	2,427	75.7		24.3	
62011	SOC SEC/PERS-EXTRA HELP	78,300		5,499	63,190	15,110	0	15,110	80.7		19.3	
62012	OTHER BENEFITS	2,300		210	2,300	0	0	0	100.0			
62013	Workers Comp-EH	42,200		3,864	41,739	461	0	461	98.9		1.1	
62014	HEALTH INS REBATE	5,600		462	5,544	56	0	56	99.0		1.0	
63004	VEHICLE ALLOWANCE	11,600		708	8,615	2,985	0	2,985	74.3		25.7	
63009	FLEET ADMIN CHARGES	73,500		5,278	63,600	9,900	0	9,900	86.5		13.5	
63010	FLEET CHARGES-ACTUAL BASIS	427,100		39,427	381,256	45,844	0	45,844	89.3		10.7	
63205	TELEPHONE-COMM SERVICES	30,000		1,724	8,339	21,661	0	21,661	27.8		72.2	
63304	MARKETING SERVICES	18,000		206	18,828	-828	119	-946	104.6	0.7	Over	
63315	OTHER SERVICES	70,000		3,253	51,829	18,171	178	17,994	74.0	0.3	25.7	
63316	TRANSIT SERVICES	293,000		272,145	272,213	20,787	0	20,787	92.9		7.1	
63350	TEMP PERSONNEL SERVICES	5,500		0	0	5,500	0	5,500			100.0	
63390	CREDIT CARD CHARGES	700		137	870	-170	0	-170	124.2		Over	
64107	RESOURCE MATERIALS	25,000		0	0	25,000	0	25,000			100.0	
64231	MISCELLANEOUS SUPPLIES COV			9,570	14,867	-14,867	1,676	-16,543			57.6	
65001	TRAVEL-CONFERENCES	8,000		0	3,391	4,609	0	4,609	42.4		100.0	
65102	TRAINING-CLASSES & SEMINAR	3,000		0	0	3,000	0	3,000			100.0	
65201	MEMBERSHIP/ASSOCIATION DUE	400		0	0	400	0	400			100.0	
66001	GENERAL ADMINISTRATION CHA	94,000		7,370	88,000	6,000	0	6,000	93.6		6.4	
66003	GENERAL SERVICE CHARGES	315,600		24,060	288,500	27,100	0	27,100	91.4		8.6	
66005	PROPERTY & LIABILITY INS C	48,900		4,980	60,200	-11,300	0	-11,300	123.1		Over	

SORT ORDER: SPECOBJ within SECTION within FUND

SELECT SECTION CODE: 34700,34800
BUDGET: DEPARTMT REQST; SPECOBJ AND BUDGETS SHOWN; ALL of Fiscal Year

FUNDGRP	FUNDGRP Title	SECTION	SECTION Title		Director					
515	TRANSIT FUND	34800	TRANSIT-STAGELINE-GEN P							
SPECOBJ	SPECOBJ Description	Budget	This Month	Tp - Date	Before	Open	Balance	Exp%	Comm%	Aval%
68120	OTHER CAPITAL OUTLAY		27,630	413,038	-413,038	33,356	-446,395			
	** TOTAL REVENUE **	4487,700	1424,730	2973,322	1514,378	124	1514,254	66.3		33.7
	** TOTAL EXPENSES **	3269,800	525,749	3133,200	136,600	35,329	101,271	95.8	1.1	3.1
	** REVENUE - EXPENSE **	1217,900	898,981	-159,878	1377,778	-35,205	1412,983	-13.1	-2.9	116.0
FUND	TRANSIT FUND	TOTALS **								
	** TOTAL REVENUE **		1196,103	6253,821	-6253,821	124	-6253,945			
	** TOTAL EXPENSES **	6877,000	771,603	6450,318	426,682	73,388	353,293	93.8	1.1	5.1
	** REVENUE - EXPENSE **	-6877,000	424,500	-196,498	-6680,502	-73,264	-6607,238	2.9	1.1	Over

SELECT SECTION CODE: 34700,34800
BUDGET: DEPARTMT REQST; SPECOBJ AND BUDGETS SHOWN; ALL of Fiscal Year

SECTION	SECTION	Description	Director					
34800	TRANSIT-STAGELINE-GEN PUBLIC							
SPECOBJ	Ref Date	Reference	PEID	PE Name	Original Amount	Liquidating Expenditure	Current Amount	Last Active
44220	06/30/20	P2013622	T03015	CORNWALL, KEVIN	250	0*	0	06/30/20
45072	06/30/20	P2014586	V022961	R F MACDONALD CO INC	124	0	124	06/30/20
63205	05/29/20	P2013058	06043	FRESNO MOBILE RADIO	371	371*	0	06/03/20
63205	06/15/20	P2013803	V021845	DYNAMITE CAR AUDIO	945	982*	0	06/17/20
63205	06/29/20	P2014482	06043	FRESNO MOBILE RADIO	371	371*	0	06/30/20
63304	06/09/20	P2013446	V022884	TIMBERLAKE, JEFFERY	46	46*	0	06/10/20
63304	06/18/20	P2014001	V013150	ADVERTISING SPECIALTIES & EMBR	74	0	74	06/18/20
63304	06/29/20	P2014497	V022496	QUINONEZ, SELENA	45	0	45	06/29/20
63304	06/29/20	P2014560	V001132	CALIF STATE BOARD OF EQUAL-DO	149	160*	0	06/30/20
63315		P2014560	V021734	FIRST BANKCARD / FIRST NATIONA	0	11*	0	06/30/20
63315		P2100272	V021352	LOZANO SMITH LLP	0	123*	0	06/30/20
63315		P2100558	V022629	32 BELOW ICE	0	74*	0	06/30/20
63315		P2100559	V022629	32 BELOW ICE	0	74*	0	06/30/20
63315		P2100560	VPC0013	HANCE, AMY	0	24*	0	06/30/20
63315		P2100862	V021352	LOZANO SMITH LLP	0	431*	0	06/30/20
63315	10/08/19	P2003953	V017894	B&H PHOTO VIDEO	560	560*	0	06/30/20
63315	10/09/19	P2004176	V021734	FIRST BANKCARD / FIRST NATIONA	-177	0*	0	06/30/20
63315	12/20/19	P2006993	V022595	OFFICE SOLUTIONS BUSINESS PROD	45	45*	0	06/30/20
63315	04/07/20	P2011105	V022595	OFFICE SOLUTIONS BUSINESS PROD	80	80*	0	06/03/20
63315	05/27/20	P2012981	V022943	MEDIC FIRST AID INTERNATIONAL	17	17*	0	06/03/20
63315	05/27/20	P2012982	V022943	MEDIC FIRST AID INTERNATIONAL	35	35*	0	06/03/20
63315	05/29/20	P2013059	V009859	AMERIPRIDE VALLEY UNIFORM SERV	61	61*	0	06/03/20
63315	06/02/20	P2013163	VPC0013	HANCE, AMY	5	5*	0	06/03/20
63315	06/02/20	P2013214	V022629	32 BELOW ICE	74	74*	0	06/03/20
63315	06/02/20	P2013215	V022629	32 BELOW ICE	147	147*	0	06/03/20
63315	06/02/20	P2013270	V022595	OFFICE SOLUTIONS BUSINESS PROD	52	52*	0	06/10/20
63315	06/02/20	P2013277	V022908	ABC MEDICAL SERVICES	62	62*	0	06/10/20
63315	06/04/20	P2013305	V021734	FIRST BANKCARD / FIRST NATIONA	19	19*	0	06/10/20
63315	06/09/20	P2013417	V021734	FIRST BANKCARD / FIRST NATIONA	18	18*	0	06/10/20
63315	06/09/20	P2013509	V019649	ZONAR SYSTEMS INC	193	193*	0	06/10/20
63315	06/15/20	P2013791	V022595	OFFICE SOLUTIONS BUSINESS PROD	99	99*	0	06/24/20
63315	06/15/20	P2013799	V021721	UNITED JANITORIAL SERVICE	300	300*	0	06/17/20
63315	06/15/20	P2013800	V009859	AMERIPRIDE VALLEY UNIFORM SERV	61	61*	0	06/17/20
63315	06/16/20	P2013912	V022629	32 BELOW ICE	110	110*	0	06/24/20
63315	06/16/20	P2013918	V022629	32 BELOW ICE	110	110*	0	06/24/20
63315	06/18/20	P2014000	V022943	MEDIC FIRST AID INTERNATIONAL	11	0	11	06/18/20
63315	06/23/20	P2014199	V009859	AMERIPRIDE VALLEY UNIFORM SERV	74	74*	0	06/24/20
63315	06/23/20	P2014213	V022595	OFFICE SOLUTIONS BUSINESS PROD	82	0	82	06/23/20
63315	06/29/20	P2014499	V021721	UNITED JANITORIAL SERVICE	85	0	85	06/29/20
63315	06/29/20	P2014606	V022582	TECHTRONIX	808	808*	0	06/30/20
63315	06/30/20	P2009571	V023034	BATTERY MART OF WINCHESTER INC	3,797	2,474*	0	06/30/20
63315	06/30/20	P2010697	08219149306	VILLACANA, JUAN.Ö.....	15	0*	0	06/30/20
63315	06/30/20	P2014484	V021721	UNITED JANITORIAL SERVICE	300	0*	0	06/30/20
64231		P2100236	V016213	SNOWFLAKE DESIGNS	0	200*	0	06/30/20
64231		P2100560	VPC0013	HANCE, AMY	0	13*	0	06/30/20
64231		P2100678	V010167	AQUAZyme OF CENTRAL CALIFORNIA	0	313*	0	06/30/20

SORT ORDER: SPECOBJ within SECTION within FUND

SELECT SECTION CODE: 34700,34800

BUDGET: DEPARTMT REQST; SPECOBJ AND BUDGETS SHOWN; ALL of Fiscal Year

SECTION	SECTION	Description	Director					
34800	TRANSIT-STAGELINE-GEN PUBLIC							
SPECOBJ	Ref Date	Reference	PEID	PE Name	Original Amount	Liquidating Expenditure	Current Amount	Last Active
64231	05/18/20	P2012679	V023087	DUMONT PRINTING INC	5,000	4,946*	0	06/17/20
64231	05/27/20	P2012953	V011887	ALPHAGRAPHS	62	55*	0	06/03/20
64231	05/27/20	P2012983	V017383	FOCUS PACKAGING & SUPPLY COMPA	86	86*	0	06/03/20
64231	05/29/20	P2013056	V011887	ALPHAGRAPHS	175	173*	0	06/10/20
64231	06/04/20	P2013282	V010167	AQUAZYME OF CENTRAL CALIFORNIA	313	313*	0	06/10/20
64231	06/09/20	P2013305	V021734	FIRST BANKCARD / FIRST NATIONA	87	87*	0	06/10/20
64231	06/09/20	P2013417	V021734	FIRST BANKCARD / FIRST NATIONA	751	751*	0	06/10/20
64231	06/10/20	P2013584	V011887	ALPHAGRAPHS	74	74*	0	06/10/20
64231	06/18/20	P2014032	V017383	FOCUS PACKAGING & SUPPLY COMPA	216	216*	0	06/17/20
64231	06/23/20	P2014197	V011887	ALPHAGRAPHS	1,077	0	1,077	06/24/20
64231	06/23/20	P2014201	V017383	FOCUS PACKAGING & SUPPLY COMPA	83	83*	0	06/24/20
64231	06/23/20	P2014205	V013150	ADVERTISING SPECIALTIES & EMBR	475	0	475	06/23/20
64231	06/23/20	P2014213	V022595	OFFICE SOLUTIONS BUSINESS PROD	37	0	37	06/23/20
64231	06/23/20	P2014282	V013150	ADVERTISING SPECIALTIES & EMBR	1,011	1,011*	0	06/24/20
64231	06/24/20	P2014309	V022595	OFFICE SOLUTIONS BUSINESS PROD	56	0	56	06/24/20
64231	06/29/20	P2014550	V021734	FIRST BANKCARD / FIRST NATIONA	1,016	1,100*	0	06/30/20
64231	06/29/20	P2014560	V021734	FIRST BANKCARD / FIRST NATIONA	90	149*	0	06/30/20
64231	06/29/20	P2014603	V022595	OFFICE SOLUTIONS BUSINESS PROD	31	0	31	06/29/20
68120	09/13/19	P2003126	V012136	SPX CORPORATION	33,356	0	33,356	09/13/19
68120	06/30/20	P1910854	V022832	PHOENIX MOTORCARS LEASING LLC	347,837	307,445*	0	06/30/20
68120	06/30/20	P1913018	V022832	PHOENIX MOTORCARS LEASING LLC	5,393	0*	0	06/30/20
** Account Total **					406,644	325,086	35,453	


```

:JOB GLRESR15,IUSR FIN.JOB
PRIORITY=DS; INPRI=8; TIME=UNLIMITED SECONDS
JOB NUMBER = #J20850
Transport COPYRIGHT 1989-2012 SunGard Public Sector
All Rights Reserved
:SETJCW JCW 0
:export MPE_JOBNAME=GLRESR15
:FILE LP=GLRESR15;dev=workflow,08,01
:FILE FP=GLRESR15;dev=workflow,08,01
:CONTINUE
:BUILD RUNREQ;REC=-80,16,F,ASCII;DISC=200;TEMP
:CONTINUE
:BUILD USERID;REC=-512,1,F,ASCII;DISC=1;TEMP
:FILE USERID;SHR
:CONTINUE
:BUILD RUNDESC;REC=-80,16,F,ASCII;DISC=200,10;TEMP
:CONTINUE
:BUILD TELLUSER;REC=-80,16,F,ASCII;TEMP
:RUN /sungard/production/finance/job/prog/nu020.gnt
Begin NU020 <1.18>

```

R U N R E Q U E S T R E P O R T

```

Client Name      : City of Clovis
User ID          : CALVINC
User Name        : Calvin Campbell
User Description  : Finance Accountant
User Location Code : FINANCE
User Manager Code : USER
User Hours Code   : @@
User No          : 1946
User Job Request Date: 11/12/20
User Job Request Time: 08:48:36
User Job Start Date : 11/12/20
User Job Start Time : 08:48:39
IFAS Job Number   : 02721597

```

```

RUN REQUEST DESCRIPTION      USER SELECTION
=====
System : General Ledger
General Ledger Function : Reports
Type of report : Classic Standard Reports
Standard Report : Acct. Dir.s GL/EN Summary
Manner of producing report : Acct. Director GL/EN Summary-L
Single Fiscal Year : YES
Report Definition File : GL508DEF
Sort Fields : 00
Report Date : 06/30/2020
Type of Selection Criteria : 01
SECTION Sel Cri : 01
SECTION Codes : 34700,34800
Budget Version : DR
Budget Level : SPOB
Total level : 00
Ledger Side : GL
LP Copies, Name, Pri : 01ARCHIVE 08
Suppress Zero Balances : YES
Encumbrance Status : IN
Pre Encumbrances : YES
Print Prior Zero Balance POs : NO
Report Base : AC
Budget period : YR
Include TI as RV and TO as XP : NO

```

```

End NU020 <1.18>
END OF PROGRAM
:PURGE WORKSORT,TEMP
File "!" not found. No purge done. (CIWARN 383)
:PURGE ENSUMMARY,TEMP
File "!" not found. No purge done. (CIWARN 383)
:FILE REPDEF=GL508DEF.RDF.JOB;SHR
:RUN /sungard/production/finance/job/prog/gll10.gnt

```

Begin GL110 <2.81> THU, NOV 12, 2020, 8:48 AM OS /16.2

Begin GL010 <1.57> THU, NOV 12, 2020, 8:48 AM OS /16.2
Optimize based on SECTION CODE

Processing GL
GL010 <1.57> >SQL - GLRESR15JB

```
where glba_gr='GL' and glba_level='OB' and glba_fy='2020' and (glba_gr ||
glba_key in (select glk_gr || glk_key from glk_key_mstr where (( glk_gr = 'GL
' AND glk_key = '34700') or ( glk_gr = 'GL ' AND glk_key = '34800' )))) order
by glba_gr, glba_key, glba_obj
Using SQL-Enhanced Optimization.
CPU TIME:
```

```

*****
Ending Stats
*****

```

```
*****
***          Timing Statistics          ***
*****
```

```

Total Time:      0.001
Overhead Time:
FASTKEY Time:

```

End GL110 <2.81> THU, NOV 12, 2020, 8:48 AM CPU = 0.0" Lq = GL

Begin GL515 <1.77> THU, NOV 12, 2020, 8:48 AM OS /16.2

```
END OF PROGRAM
:RUN /sungard/production/finance/job/prog/nu030.gnt
```

End NU030 <1.25> THU, NOV 12, 2020, 8:49 AM CPU = 0.0" Lq = GL

:EOJ
Thu 11/12/2020
08:49 AM



2223 G Street
Fresno, California 93706
(559) 621-RIDE
www.fresno.gov

DEPARTMENT OF TRANSPORTATION
FRESNO AREA EXPRESS • FLEET • HANDY RIDE

Gregory Barfield, Director

July 7, 2020

Shonna Halterman, General Services Director
City of Clovis
155 N. Sunnyside
Clovis, CA 93611

Dear Ms. Halterman:

This Letter of Agreement is being sent to the City of Clovis in accordance with Section 6 of the 2018 contract which states that Schedule A shall be updated annually, (Schedule A, as updated, is attached for your reference). Effective July 1, 2020 through June 30, 2021, the total cost to the City of Clovis for services provided by Fresno Area Express will be Two Hundred Eighty Four Thousand, Nine Hundred Twenty Dollars and Twelve Cents (\$284,920.12).

If you have any questions concerning this Letter of Agreement, or need additional information, please contact me at 621-1441 at your earliest convenience. Please have the documents executed by Luke Serpa, City Manager, and return two (2) fully executed copies to my attention.

Sincerely,

A handwritten signature in black ink, appearing to read "Belinda McMillan Haener".

Belinda McMillan Haener
Administrative Manager

CARRIER NAME	CA NUMBER	LOC. CODE	SUBAREA
City of Clovis-Public Transit	43134	435	05
STREET ADDRESS, CITY, STATE, ZIP CODE	PHONE NUMBER	DATE	
155 N. Sunnyside, Clovis, CA. 93611	(559) 324-2770	10/13,14,15/2020 & 11/6/20	
CARRIER REPRESENTATIVE	TITLE	TIME IN	TIME OUT
Bethany Berube	Transit Supervisor		
INSPECTION LOCATION (if other than the carrier's principal place of business)	U.S. DOT NUMBER	MC NUMBER	

On this date, the above named motor carrier was inspected by the California Highway Patrol. The inspection evaluated the carrier's compliance with the following requirements:

☒ CONTROLLED SUBSTANCES & ALCOHOL TESTING PROGRAM [VC 34520 & 49 CFR 382]

☐ OTHER: _____

REMARKS

Carrier is currently enrolled in a Random DOT Controlled Substance and Alcohol testing program with:

Preferred Alliance, Inc
16960 Harlan Road
Lathrop, CA. 95330
877-272-5227


Called and verified enrollment with Annette.

As a result of the inspection noted above, this carrier was assigned a compliance rating of UNSATISFACTORY
This rating applies only to carrier requirements - Terminals are rated separately.


RATING HISTORY	NO. OF RECORDS INSPECTED	NO. OF VIOLATIONS	CHP 345 ISSUED	SUSPENSE DATE	CHP 100D COLUMN NO.
1 <u>S</u> 2 <u>S</u> 3 <u>S</u> 4 <u>U</u>	39	1	<input checked="" type="checkbox"/>	<input checked="" type="checkbox"/> Auto <input type="checkbox"/> None	
INSPECTED BY (Name)	ID NUMBER	CARRIER TYPE			
C Jones	A13502	<input type="checkbox"/> Truck <input checked="" type="checkbox"/> Bus			

MOTOR CARRIER CERTIFICATION

I hereby certify that all violations recorded hereon and on the attached pages (2 through 8) will be corrected in accordance with applicable provisions of the California Vehicle Code and the California Code of Regulations. I understand that I may request a review of an unsatisfactory rating by contacting the CENTRAL Division Motor Carrier Safety Unit Supervisor at 559-453-3130 within 5 calendar days of the rating.

CARRIER REPRESENTATIVE'S PRINTED NAME	TITLE	DRIVER LICENSE NUMBER	STATE
Bethany Berube	Transit Supervisor		
CARRIER REPRESENTATIVE'S SIGNATURE	CURRENT CARRIER RATING	DATE	
	UNSATISFACTORY	11/06/2020	

California Highway Patrol

	US DOT # 2808119	Legal: CITY OF CLOVIS-PUBLIC TRANSIT Operating (DBA): CLOVIS TRANSIT			
	MC/MX #: State #: 43134 Federal Tax ID: 94-6000311 (EIN) Review Type: Non-ratable Review - Special Study Scope: Terminal Location of Review/Audit: Company facility in the U. S. Territory:				
Operation Types		Interstate	Intrastate		
Carrier: N/A Non-HM Shipper: N/A N/A Cargo Tank: N/A		Business: Corporation Gross Revenue: for year ending:			
Company Physical Address:					
155 N SUNYSIDE AVE CLOVIS, CA 93611					
Contact Name: Bethany Berube					
Phone numbers: (1) 559- 324-2770 (2) Fax					
E-Mail Address: bethanyb@cityofclovis.com					
Company Mailing Address:					
155 N SUNYSIDE AVE CLOVIS, CA 93611					
Carrier Classification					
Other: INTRASTATE					
Cargo Classification					
Passengers					
Equipment					
	Owned			Term Leased	
	Trip Leased			Owned	
	Trip Leased			Trip Leased	
Motor Coach	30	0	0		
Power units used in the U.S.: 30					
Percentage of time used in the U.S.: 100					
Does carrier transport placardable quantities of HM? No					
Is an HM Permit required? N/A					
Driver Information					
	Inter	Intra			
< 100 Miles:	39		Average trip leased drivers/month: 0		
>= 100 Miles:			Total Drivers: 39		
			CDL Drivers: 39		





CLOVIS TRANSIT (CITY OF CLOVIS-PUBLIC TRANSIT dba) - Terminal

U.S. DOT #: 2808119

State #: 43134

Review Date:

11/06/2020

Part A

QUESTIONS regarding this report may be directed to the Central Division
Motor Carrier Safety Unit at:

5435 East Olive Ave
Fresno, CA 93727
559-453-3130

This TERMINAL REVIEW deals only with safety compliance at this terminal.

Person(s) Interviewed

Name: Bethany Berube

Title: Transit Supervisor

Name:

Title:



**CLOVIS TRANSIT (CITY OF CLOVIS-PUBLIC TRANSIT dba) - Terminal**

U.S. DOT #: 2808119

State #: 43134

Review Date

11/06/2020

Part B Violations

1 STATE	Primary: 34520(a)CVC CFR Equivalent: 40.25(i)	Discovered 1	Checked 39	Drivers/Vehicles In Violation 1	Checked 39
------------	--	-----------------	---------------	---------------------------------------	---------------

Description

Carrier failed to maintain a record of information obtained from previous employers and/or failed to document the good-faith effort(s) in trying to obtain information.

Example

Carrier failed to maintain a record of information obtained from previous employers and/or failed to document the good-faith effort(s) in trying to obtain information for Adam Michael De La Torre. Previous employer is Lane Transit District.

Hire Date: 3/16/2020

Adam Michael De La Torre has a time record for 9/30/2020 indicating he operated a commercial vehicle for City of Clovis-Public Transit for 8.45 hours.

Safety Fitness Rating Information:

Total Miles Operated 100,001
Recordable Accidents 0

OOS Vehicle (CR): 0
Number of Vehicle Inspected (CR): 0
OOS Vehicle (MCMIS): 0
Number of Vehicles Inspected (MCMIS): 0

Your proposed safety rating is :

This Review is not Rated.





CLOVIS TRANSIT (CITY OF CLOVIS-PUBLIC TRANSIT dba) - Terminal

U.S. DOT #: 2808119

State #: 43134

Review Date:

11/06/2020

Part B Requirements and/or Recommendations

1. Ensure carrier performs previous employer inquiries from all Department of Transportation regulated employers that employed the driver(s) in the previous three years
2. Prohibit Adam Michael De La Torre from performing safety sensitive functions before the previous employer(s) inquiry(s) are performed.
3. In accordance with 13 CCR 1233, this terminal has been rated **UNSATISFACTORY** at this time for:

Not make a good-faith effort to obtain information regarding any positive drug and/or alcohol activity from previous employer(s) prior to hiring a driver or covered employee.

4. A re inspection will be conducted within 120 days of the date of the inspection. The California Highway Patrol will attempt to contact your company within the 120 day period to schedule the re inspection. It is the motor carrier's responsibility, however, to ensure that all required records are made available for the re inspection, and that the re inspection is conducted within the allotted time frame. Failure to pass a re inspection may result in a recommendation to suspend your Motor Carrier of Property Permit. This may be in addition to any other enforcement action deemed necessary by the California Highway Patrol.



**CLOVIS TRANSIT (CITY OF CLOVIS-PUBLIC TRANSIT dba) - Terminal**

U.S. DOT #: 2808119

State #: 43134

Review Date:

11/06/2020

Part C**Reason for Review:** Other

CSAT

Planned Action: Compliance Monitoring**Parts Reviewed Certification:**

325 382 383 387 390 391 392 393 395 396 397 398 399 171 172 173 177 178 180

Prior Reviews**Prior Prosecutions****Reason not Rated:** Special Study**Study Code:** CA

10/29/2019

10/2/2018

10/1/2018

Unsat/Unfit Information**Is the motor carrier of passengers subject to the safety fitness procedures contained in 49 CFR part 385 subpart A, AND does it transport passengers in a commercial motor vehicle?**

Yes - Intrastate

Does carrier transport placardable quantities of hazardous materials?**Unsat/Unfit rule:**

Not Applicable

Corporate Contact: Bethany Berube**Special Study Information:****Corporate Contact Title:** Transit Supervisor**Remarks:**

CARRIER NAME: City of Clovis-Public Transit CA # - 43134

Carrier Address: 155 N Sunnyside, Clovis, CA. 93611

RATING INFORMATION:

In accordance with 13 CCR 1233, this carrier has been rated UNSATISFACTORY at this time.

UNSATISFACTORY RATING

As a result of the inspection findings above, and documented in Part B of this report, this carrier has been rated unsatisfactory due to: failure to make a good faith attempt to obtain information regarding drug and/or alcohol activity from previous employers prior to utilizing a driver.

ADDITIONAL INFORMATION:

Carrier is currently enrolled in a DOT Random Controlled Substance and Alcohol Testing Program with:

Preferred Alliance, Inc
16960 Harlan Road
Lathrop, CA. 95330
877-272-5227

Called and verified enrollment with Annette





CLOVIS TRANSIT (CITY OF CLOVIS-PUBLIC TRANSIT dba) - Terminal

U.S. DOT #: 2808119

State #: 43134

Review Date:

11/06/2020

Part C

Upload Authorized:	Yes	No
Authorized by:		Date:
Uploaded:	Yes	No
Verified by:		Failure Code:
		Date:



INSPECTION DATE

10/13/14/15/20 & 11/6/20

TERMINAL NAME

City of Clovis--Public Transit

ADDRESS

155 N. Sunnyside, Clovis, CA. 93611

CARRIER NAME (IF DIFFERENT)

PRINCIPAL (OWNERSHIP)

The ☒ motor carrier ☐ terminal named above was inspected this date and has been rated UNSATISFACTORY. This is the 1st unsatisfactory rating. As indicated on the accompanying Carrier Inspection/Safety Compliance Report, the principal areas of noncompliance are: (Carrier is to initial spaces beside each box checked.)

- ☐ Maintenance Program/Records ☐ Pull-Notice Program ☐ Hazardous Materials
☐ Driver Records/Hours of Service ☐ Vehicles/Tanks/Containers ☒ Drug & Alcohol Test Program

You are advised that:

- ☒ Failure to correct the noted deficiencies and to upgrade compliance to satisfactory before the next inspection (see below) may result in action number(s) 1,4,5,6 below by this Department.
- ☐ As a result of the inspection findings indicated above, this Department will initiate action number(s) _____ below without further notice. You may, within 5 business days of this notice, request a review of the inspection findings and the action(s) to be taken. To request a prompt and impartial review by the Division Special Services Commander, contact _____ Division at _____.
- ☒ 1. A recommendation to the ☒ Department of Motor Vehicles (DMV) to suspend or revoke your motor carrier of property permit 43134 or ☐ private carrier of passengers certificate _____;
☐ Public Utilities Commission (PUC) to deny, suspend, or revoke your operating authority _____;
☐ Department of Consumer Affairs (DCA) to suspend, or revoke your operating authority _____.
Carrier is placed on notice that the DMV/PUC/DCA will deny or suspend its permit, operating authority, or private carrier of passengers certificate on receipt of a written recommendation from the CHP, without further notice to the carrier. The DMV/PUC/DCA may thereafter revoke the carrier's permit, operating authority, or private carrier of passengers certificate.
- ☐ 2. A recommendation to the Department of Toxic Substances Control for administrative action, to include possible suspension, denial, revocation or assessment of significant monetary penalties regarding Hazardous Waste Transporter Registration, Number _____.
- ☐ 3. Suspension or revocation of your ☐ Hazardous Materials Transportation License, Number _____;
☐ Inspection and Maintenance Station License, Number _____; or
☐ School Bus Contractor License, Number _____.
- ☒ 4. A complaint being filed with the District Attorney's office for prosecution. (A criminal or civil action may follow.)
- ☒ 5. A recommendation to the Federal Motor Carrier Safety Administration for administrative action against your United States Department of Transportation registration.
- ☒ 6. Other: Any administrative action deemed necessary by the department
- ☒ A reinspection is ☒ required in 120 day(s) ☐ tentatively scheduled in _____ day(s).
- ☐ After a recommendation has been forwarded to the DMV/PUC/DCA, no reinspection will be conducted for the purpose of operating authority or permit reinstatement until requested by the DMV/PUC/DCA.

If you desire further information concerning this notice, you may telephone the Central Division Motor Carrier Safety Unit at 559-453-3130

I acknowledge receipt and understanding of the above notice.

SIGNATURE

NAME (PRINTED)

Bethany Berube

ISSUED BY

C Jones

TITLE

Transit Supervisor

DRIVER LICENSE NUMBER

STATE

DATE

11/06/2020

I.D. NUMBER


A13502

CLERK'S CERTIFICATE

I, Diana Stice, Deputy City Clerk of the City of Clovis, State of California, do hereby certify that the foregoing is a full, true and correct copy of Res. 20-162 duly approved and adopted by the City Council of the City of Clovis on the dates therein stated and as appears on file in my office.

IN WITNESS WHEREOF, I hereunto set my hand and affix the seal of the City of Clovis on January 4, 2021.




Diana Stice, Deputy City Clerk

RECEIVED

JAN 08 2021

By: FRESNO COG

RESOLUTION 20-162

**RESOLUTION OF THE CITY COUNCIL OF THE CITY OF CLOVIS
APPROVING SUBMISSION OF A CLAIM FOR FUNDS UNDER THE LOCAL
TRANSPORTATION FUND OF FRESNO COUNTY FOR FISCAL YEAR 2020-2021**

WHEREAS, The City of Clovis is required to submit an annual transportation claim for the Local Transportation Fund of Fresno County for the fiscal year 2020-2021; and

WHEREAS, the Council of Fresno County Governments has the authority to review claims and allocate such funds in accordance with the Transportation Development Act of 1971 and Chapter 3 of Title 30 of the California Administrative Code; and

WHEREAS, the City of Clovis has approved the 2020-2021 Budget for expenditures for 2020-2021; and

WHEREAS, the Transportation Act of 1971 requires certain findings and declarations regarding transit needs and conformance with Article 8, Chapter 1400, Statutes 1971 and applicable rules and regulations.


NOW, THEREFORE, BE IT RESOLVED, that the City of Clovis hereby authorizes submittal of its Claim for Local Transportation Funds, attached as Attachment A of Attachment 1, in the amount of \$8,507,228 for purposes allowed under Articles 3, 4, 4.5, and 8 of the Transportation Act of 1971.


* * * * *


The foregoing resolution was introduced and adopted at a regular meeting of the City Council of the City of Clovis held on December 7, 2020 by the following vote, to wit.

AYES: Councilmembers Ashbeck, Flores, Mouanoutoua, Whalen, Mayor Bessinger
NOES: None.
ABSENT: None.
ABSTAIN: None.

DATED: December 7, 2020


Mayor


City Clerk



BEFORE THE
FRESNO COUNCIL OF GOVERNMENTS
RESOLUTION NO. 2021-07

IN THE MATTER OF:

RESOLUTION OF APPROVAL OF

**TRANSPORTATION DEVELOPMENT ACT
OF 1971**

TRANSPORTATION FUNDING CLAIM FOR THE
CITY OF CLOVIS, 2021-07

WHEREAS, the Fresno Council of Governments (COG) is the administrator of the Local Transportation Fund as provided by Chapter 1400 of the California Statutes of 1971, and the State Transit Assistance Fund as provided by Chapter 161 & 322 of the Statutes of 1979 and 1982, respectively, and

WHEREAS, the COG has the authority to review claims and allocate such funds in accordance with the Transportation Development Act of 1971 and Chapter 3 of Title 21 of the California Code of Regulations; and

WHEREAS, the City of Clovis has submitted Transportation Funding Claim for its 2020-21 fiscal year apportionment.

NOW, THEREFORE, BE IT RESOLVED, that the Transportation Funding Claim submitted by the City of Clovis has been reviewed and the following findings are hereby made:

1. The Funding Claim submitted by the City of Clovis has been reviewed and found to be in conformance with the adopted Regional Transportation Plan.
2. That the COG finds that priority consideration has been given to claims to offset reductions in federal operating assistance and the unanticipated increase in the cost of fuel, to enhance existing public transportation services, and to meet high-priority regional, countywide, or area wide public transportation needs.
3. On June 25, 2020 the COG Board approved Resolution 2020-19 which found that public transportation needs within the County of Fresno and its sphere of influence will be reasonably met in 2020-21.

BE IT FURTHER RESOLVED, that the Fresno Council of Governments hereby approves the Transportation Funding Claim submitted by the City of Clovis and allocates monies from the Transportation Development Act in accordance with the attached claim which is hereby made a part of this resolution.

BE IT FURTHER RESOLVED, that the Auditor-Controller of the County of Fresno cause the approved claim to be paid in the manner and time directed by the Executive Director of the Fresno Council of Governments.

THE FOREGOING RESOLUTION was passed and adopted by the Fresno Council of Governments this 25th day of February, 2021.

AYES:

NOES:

ABSTAIN:

ABSENT:

ATTEST:

Signed: David Cardenas, Chair

I hereby certify that the foregoing is a true copy of a resolution of the Fresno Council of Governments duly adopted at a regular meeting dated above.

Signed: Tony Boren, Executive Director

Enter Date: 12/9/2020

Claimant Name: City of Coalinga

TRANSPORTATION FUNDING CLAIM FOR FISCAL YEAR: 2019/20

Instructions: Please note that each page of this claim is a separate worksheet, please click through all tabs and complete. Also note that light yellow fields require an entry if applicable, light grey fields contain formulas that will automatically calculate based on corresponding entries. A date and claimant name field is at the top of the first page, and automatically repeats on following pages, (date should be formatted 00/00/0000)

When completed, please print, sign and send signed original via mail to:

**Les Beshears, Director of Finance, Fresno Council of Governments, 2035 Tulare Street, Suite 201,
Fresno, CA 93721**

From: Applicant:	City of Coalinga
Address:	155 W. Durian Ave
City/State/Zip:	Coalinga, CA 93210
Contact Phone/email:	Jasmin Bains/ 559-935-1531 Ext. 129/ jbains@coalinga.com

This applicant is an eligible claimant pursuant to Section 99203 of the Public Utilities Code and certifies that the following transportation funds are available to be claimed:

Local Transportation Fund

Apportionment:	\$ 661,629.00
Unexpended, Held by Claimant:	
Other Agency:	

State Transit Assistance Fund

Estimate:	\$ 168,925.00
Unexpended, Held in Trust:	

Other

Other:	
--------	--

Eight Hundred Thirty Thousand Five Hundred Fifty-Four Dollars	TOTAL
	\$ 830,554.00

spell out total amount in above cell

for the purposes and respective amounts specified in the attached claim be drawn from the Local Transportation Fund and State Transit Assistance Fund.

Please print and sign after completing form

Authorized Signature:

Name/Title:

Date:

Marissa Trejo
Marissa Trejo, City Manager

1/7/2021



2035 Tulare St., Ste. 201 tel 559-233-4148
Fresno, California 93721 fax 559-233-9645

www.fresnocog.org

Enter Date: 12/9/2020

Claimant Name: City of Coalinga

TRANSPORTATION FUNDING CLAIM DETAIL FOR FISCAL YEAR: 2019/20

PURPOSE	AMOUNT	SUBTOTAL
1. Bicycle & Pedestrian Facilities:		
Article 3:	\$ 13,256.00	
Article 8a:		
Audit Exceptions (General Fund Payback):		
Unexpended Funds, Held by Claimant:		
		\$ 13,256.00
2. Regional Transportation Planning:	\$ 18,512.00	\$ 18,512.00
3. Public Transportation		
State Transit Assistance Funds (STA):	\$ -	
Other:		
		\$ -
4. Community Transit Service CTSA, Article 4.5:	\$ 31,322.00	\$ 31,322.00
5. Streets & Roads:		
Article 8a:	\$ 650,560.00	
Unexpended Funds, Held by Claimant:		
		\$ 650,560.00
6. To Be Claimed By:		
Fresno County Rural Transit Agency LTF:	\$ -	
Fresno County Rural Transit Agency STA:	\$ 7,775.00	
MOU Fresno County PVSP:	\$ 109,129.00	
		\$ 116,904.00
7. Reserve in Fund Pending Further Claiming		\$ -
	GRAND TOTAL	\$ 830,554.00
	Claim Total Must Agree With Total on First Page	\$ 830,554.00
	Minus Non Transit Claims	\$ 166,738.00
	GRAND TOTAL PAYABLE TO CLAIMANT	\$ 663,816.00

Allocation instructions and payment by the Fresno County Auditor-Controller to the applicant is subject to such monies being available for distribution, and to the provisions that such monies will be used only in accordance with the rules and regulations of the Transportation Development Act.

Enter Date: **12/9/2020**Claimant Name: **City of Coalinga****BICYCLE AND PEDESTRIAN FACILITIES FOR FISCAL YEAR: 2019/20**

Two percent (2%) of the claimant's Local Transportation Fund apportionment must be spent on bicycle and pedestrian facilities (PUC 99233.3 and 99234); such claims are to be filed as Article 3. Claims for projects in excess of 2% may be filed as Article 8a (PUC 99400(a)). If other funding is to be used with Local Transportation Funds to implement projects, such funding should be shown on the claim form.

PROJECT TITLE & BRIEF DESCRIPTION	PROJECT COST
1. Various Bicycle & Pedestrian Facilities throughout the claimant's jurisdiction:	\$ 13,256.00
<i>AND/OR:</i>	
Other - describe briefly if applicable:	\$ -
Other - describe briefly if applicable:	\$ -
Other - describe briefly if applicable:	\$ -
TOTAL PROJECT COSTS	\$ 13,256.00

STREETS AND ROADS CLAIM FOR FISCAL YEAR: 2019/20

Local Transportation Funds coming to claimants within Fresno County may be used for streets and roads improvements and maintenance pursuant to Article 8 (PUC 99400), but only after Fresno COG makes a finding that public transportation needs within the claimant's jurisdiction are reasonably met by satisfying the service requirements set forth by the Regional Transportation Plan (PUC 99401.5).

PROJECT TITLE & BRIEF DESCRIPTION	PROJECT COST
1. Development, Construction & Maintenance Facilities throughout the claimant's jurisdiction:	\$ 650,560.00
<i>AND/OR:</i>	
Other - describe briefly if applicable:	\$ -
Other - describe briefly if applicable:	\$ -
Other - describe briefly if applicable:	\$ -
TOTAL PROJECT COSTS	\$ 650,560.00

Enter Date:

Claimant Name:

CONTINGENCY PROJECT LISTING FOR FISCAL YEAR: 2019/20

CHECK ALL THAT APPLY (Enter "X" in yellow box)

BICYCLE AND PEDESTRIAN FACILITIES

☒ Article 3

PUBLIC TRANSPORTATION

☐ Article 4

STREETS & ROADS

☒ Article 8a

STANDARD ASSURANCES FOR CLAIMANTS

CLAIMANT ASSURANCES: (initial yellow box all that apply)

- ☒ A. Claimant certifies that it has submitted a satisfactory, independent fiscal audit, with required certification statement, to the RTPA and to the State Controller, pursuant to PUC 99245 and 21 Cal. Code of Regulations Section 6664 for the prior fiscal year (project year minus two). Claimant assures that this audit requirement will be completed for the current fiscal year (project year minus one).
- ☒ B. Claimant certifies that it has submitted a State Controller Report to the RTPA and to the State Controller, pursuant to PUC 99243.

The undersigned hereby certifies that the above statements are true and correct.

Please print and sign after completing form

Authorized

Signature:

Name/Title:

Date:

BEFORE THE
FRESNO COUNCIL OF GOVERNMENTS
RESOLUTION NO. 2021-08

IN THE MATTER OF:

RESOLUTION OF APPROVAL OF

**TRANSPORTATION DEVELOPMENT ACT
OF 1971**

TRANSPORTATION FUNDING CLAIM FOR THE
CITY OF COALINGA, 2021-08

WHEREAS, the Fresno Council of Governments (COG) is the administrator of the Local Transportation Fund as provided by Chapter 1400 of the California Statutes of 1971, and the State Transit Assistance Fund as provided by Chapter 161 & 322 of the Statutes of 1979 and 1982, respectively, and

WHEREAS, the COG has the authority to review claims and allocate such funds in accordance with the Transportation Development Act of 1971 and Chapter 3 of Title 21 of the California Code of Regulations; and

WHEREAS, the City of Coalinga has submitted Transportation Funding Claim for its 2019-20 fiscal year apportionment.

NOW, THEREFORE, BE IT RESOLVED, that the Transportation Funding Claim submitted by the City of Coalinga has been reviewed and the following findings are hereby made:

1. The Funding Claim submitted by the City of Coalinga has been reviewed and found to be in conformance with the adopted Regional Transportation Plan.
2. That the COG finds that priority consideration has been given to claims to offset reductions in federal operating assistance and the unanticipated increase in the cost of fuel, to enhance existing public transportation services, and to meet high-priority regional, countywide, or area wide public transportation needs.
3. On May30, 2019 the COG Board approved Resolution 2019-10 which found that public transportation needs within the County of Fresno and its sphere of influence will be reasonably met in 2019-20.

BE IT FURTHER RESOLVED, that the Fresno Council of Governments hereby approves the Transportation Funding Claim submitted by the City of Coalinga and allocates monies from the Transportation Development Act in accordance with the attached claim which is hereby made a part of this resolution.

BE IT FURTHER RESOLVED, that the Auditor-Controller of the County of Fresno cause the approved claim to be paid in the manner and time directed by the Executive Director of the Fresno Council of Governments.

THE FOREGOING RESOLUTION was passed and adopted by the Fresno Council of Governments this 25th day of February, 2021.

AYES:

NOES:

ABSTAIN:

ABSENT:

ATTEST:

Signed: _____
David Cardenas, Chair

I hereby certify that the foregoing is a true copy of a resolution of the Fresno Council of Governments duly adopted at a regular meeting dated above.

Signed: Tony Boren, Executive Director

Enter Date: **1/21/2021**Claimant Name: **City of Reedley****TRANSPORTATION FUNDING CLAIM FOR FISCAL YEAR: 2020/21**

Instructions: Please note that each page of this claim is a separate worksheet, please click through all tabs and complete. Also note that light yellow fields require an entry if applicable, light grey fields contain formulas that will automatically calculate based on corresponding entries. A date and claimant name field is at the top of the first page, and automatically repeats on following pages, (date should be formatted 00/00/0000)

When completed, please print, sign and send signed original via mail to:

**Les Beshears, Director of Finance, Fresno Council of Governments, 2035 Tulare Street, Suite 201,
Fresno, CA 93721**

From: Applicant:	City of Reedley
Address:	845 G Street
City/State/Zip:	Reedley, Ca. 93654
Contact Phone/email:	(559)637-4200 x213 russ.robertson@reedley.ca.gov

This applicant is an eligible claimant pursuant to Section 99203 of the Public Utilities Code and certifies that the following transportation funds are available to be claimed:

Local Transportation Fund

Apportionment:	\$ 1,002,217.00
Unexpended, Held by Claimant:	
Other Agency:	

State Transit Assistance Fund

Estimate:	\$ 223,549.00
Unexpended, Held in Trust:	\$ 23,714.00

Other

Other:	
--------	--

One million, two hundred forty nine thousand, four hundred and eighty dollars.	TOTAL
	\$ 1,249,480.00

spell out total amount in above cell


for the purposes and respective amounts specified in the attached claim be drawn from the Local Transportation Fund and State Transit Assistance Fund.

Please print and sign after completing form

Authorized Signature:

Name/Title:

Date:

Russ Robertson, Public Works Director**1/21/2021****RECEIVED****JAN 25 2021****By: FRESNO COG**

2035 Tulare St., Ste. 201 tel 559-233-4148
Fresno, California 93721 fax 559-233-9645

www.fresnocog.org

Enter Date: **1/21/2021**Claimant Name: **City of Reedley****TRANSPORTATION FUNDING CLAIM DETAIL FOR FISCAL YEAR: 2020/21**

PURPOSE	AMOUNT	SUBTOTAL
1. Bicycle & Pedestrian Facilities:		
Article 3:	\$ 20,011.00	
Article 8a:		
Audit Exceptions (General Fund Payback);		
Unexpended Funds, Held by Claimant:		
		\$ 20,011.00
2. Regional Transportation Planning:	\$ 27,945.00	\$ 27,945.00
3. Public Transportation		
State Transit Assistance Funds (STA):	\$ -	
Other:		
		\$ -
4. Community Transit Service CTSA, Article 4.5:	\$ 50,697.00	\$ 50,697.00
5. Streets & Roads:		
Article 8a:	\$ 747,442.00	
Unexpended Funds, Held by Claimant:		
		\$ 747,442.00
6. To Be Claimed By:		
Fresno County Rural Transit Agency LTF:	\$ 156,122.00	
Fresno County Rural Transit Agency STA:	\$ 247,263.00	
Other:	\$ -	
		\$ 403,385.00
7. Reserve in Fund Pending Further Claiming		\$ -
	GRAND TOTAL	\$ 1,249,480.00
Claim Total Must Agree With Total on First Page		\$ 1,249,480.00
Minus Non Transit Claims		\$ 482,027.00
GRAND TOTAL PAYABLE TO CLAIMANT		\$ 767,453.00

Allocation instructions and payment by the Fresno County Auditor-Controller to the applicant is subject to such monies being available for distribution, and to the provisions that such monies will be used only in accordance with the rules and regulations of the Transportation Development Act.

Enter Date: **1/21/2021**Claimant Name: **City of Reedley****BICYCLE AND PEDESTRIAN FACILITIES FOR FISCAL YEAR: 2020/21**

Two percent (2%) of the claimant's Local Transportation Fund apportionment must be spent on bicycle and pedestrian facilities (PUC 99233.3 and 99234); such claims are to be filed as Article 3. Claims for projects in excess of 2% may be filed as Article 8a (PUC 99400(a)). If other funding is to be used with Local Transportation Funds to implement projects, such funding should be shown on the claim form.

PROJECT TITLE & BRIEF DESCRIPTION	PROJECT COST
1. Various Bicycle & Pedestrian Facilities throughout the claimant's jurisdiction:	\$ 20,011.00
<i>AND/OR:</i>	
Other - describe briefly if applicable:	\$ -
Other - describe briefly if applicable:	\$ -
Other - describe briefly if applicable:	\$ -
TOTAL PROJECT COSTS	\$ 20,011.00

STREETS AND ROADS CLAIM FOR FISCAL YEAR: 2020/21

Local Transportation Funds coming to claimants within Fresno County may be used for streets and roads improvements and maintenance pursuant to Article 8 (PUC 99400), but only after Fresno COG makes a finding that public transportation needs within the claimant's jurisdiction are reasonably met by satisfying the service requirements set forth by the Regional Transportation Plan (PUC 99401.5).

PROJECT TITLE & BRIEF DESCRIPTION	PROJECT COST
1. Development, Construction & Maintenance Facilities throughout the claimant's jurisdiction:	\$ 747,442.00
<i>AND/OR:</i>	
Other - describe briefly if applicable:	\$ -
Other - describe briefly if applicable:	\$ -
Other - describe briefly if applicable:	\$ -
TOTAL PROJECT COSTS	\$ 747,442.00

Enter Date:

Claimant Name:

CONTINGENCY PROJECT LISTING FOR FISCAL YEAR: 2020/21

CHECK ALL THAT APPLY (Enter "X" in yellow box)

BICYCLE AND PEDESTRIAN FACILITIES

☒ Article 3

PUBLIC TRANSPORTATION

☐ Article 4

STREETS & ROADS

☒ Article 8a

STANDARD ASSURANCES FOR CLAIMANTS

CLAIMANT ASSURANCES: (initial yellow box all that apply)

☒ A. Claimant certifies that it has submitted a satisfactory, independent fiscal audit, with required certification statement, to the RTPA and to the State Controller, pursuant to PUC 99245 and 21 Cal. Code of Regulations Section 6664 for the prior fiscal year (project year minus two). Claimant assures that this audit requirement will be completed for the current fiscal year (project year minus one).

☒ B. Claimant certifies that it has submitted a State Controller Report to the RTPA and to the State Controller, pursuant to PUC 99243.


The undersigned hereby certifies that the above statements are true and correct.
Please print and sign after completing form

Authorized

Signature:

Name/Title:

Date:


Russ Robertson, Public Works Director

BEFORE THE
FRESNO COUNCIL OF GOVERNMENTS
RESOLUTION NO. 2021-09

IN THE MATTER OF:

RESOLUTION OF APPROVAL OF

**TRANSPORTATION DEVELOPMENT ACT
OF 1971**

TRANSPORTATION FUNDING CLAIM FOR THE
CITY OF REEDLEY, 2021-09

WHEREAS, the Fresno Council of Governments (COG) is the administrator of the Local Transportation Fund as provided by Chapter 1400 of the California Statutes of 1971, and the State Transit Assistance Fund as provided by Chapter 161 & 322 of the Statutes of 1979 and 1982, respectively, and

WHEREAS, the COG has the authority to review claims and allocate such funds in accordance with the Transportation Development Act of 1971 and Chapter 3 of Title 21 of the California Code of Regulations; and

WHEREAS, the City of Reedley has submitted Transportation Funding Claim for its 2020-21 fiscal year apportionment.

NOW, THEREFORE, BE IT RESOLVED, that the Transportation Funding Claim submitted by the City of Reedley has been reviewed and the following findings are hereby made:

1. The Funding Claim submitted by the City of Reedley has been reviewed and found to be in conformance with the adopted Regional Transportation Plan.
2. That the COG finds that priority consideration has been given to claims to offset reductions in federal operating assistance and the unanticipated increase in the cost of fuel, to enhance existing public transportation services, and to meet high-priority regional, countywide, or area wide public transportation needs.
3. On June 25, 2020 the COG Board approved Resolution 2020-19 which found that public transportation needs within the County of Fresno and its sphere of influence will be reasonably met in 2020-21.

BE IT FURTHER RESOLVED, that the Fresno Council of Governments hereby approves the Transportation Funding Claim submitted by the City of Reedley and allocates monies from the Transportation Development Act in accordance with the attached claim which is hereby made a part of this resolution.

BE IT FURTHER RESOLVED, that the Auditor-Controller of the County of Fresno cause the approved claim to be paid in the manner and time directed by the Executive Director of the Fresno Council of Governments.

THE FOREGOING RESOLUTION was passed and adopted by the Fresno Council of Governments this 25th day of February, 2021.

AYES:

NOES:

ABSTAIN:

ABSENT:

ATTEST:

Signed: _ David Cardenas, Chair

I hereby certify that the foregoing is a true copy of a resolution of the Fresno Council of Governments duly adopted at a regular meeting dated above.

Signed: _ Tony Boren, Executive Director

2021/22
COUNCIL OF FRESNO COUNTY GOVERNMENTS
LOCAL TRANSPORTATION FUND
APPORTIONMENT TO MEMBER AGENCIES
Preliminary Estimate
02/01/2021

2021/22 Estimate per Fresno County Auditor Controller	\$43,000,000
Less Administration	100,000
Gross Amount Available for Allocation	42,900,000

MEMBER	DOF		GROSS AMOUNT AVAILABLE	ART. 3	SHARE		NET FOR ARTICLES 4 & 8	ADD TO CTSAs ART. 4.5	NET ART.4, 4.5 & 8
	POPULATION 01/01/20	PERCENT		BIC. & PED.FAC. (2%)	TOWARD ART. 4.5 (5%)	RTP (3%)			
Clovis	119,175	11.65%	4,995,913	99,918	244,800	139,536	4,511,659	258,434	4,770,093
Coalinga	17,199	1.68%	720,996	14,420	35,329	20,137	651,110		651,110
Firebaugh	7,981	0.78%	334,570	6,691	16,394	9,345	302,140		302,140
Fowler	6,454	0.63%	270,557	5,411	13,257	7,557	244,332		244,332
Fresno City	545,769	53.33%	22,879,080	457,582	1,121,076	639,010	20,661,412		20,661,412
Huron	7,299	0.71%	305,980	6,120	14,993	8,546	276,321		276,321
Kerman	15,950	1.56%	668,637	13,373	32,763	18,675	603,826		603,826
Kingsburg	12,883	1.26%	540,065	10,801	26,463	15,084	487,717		487,717
Mendota	12,514	1.22%	524,597	10,492	25,705	14,652	473,748		473,748
Orange Cove	9,456	0.92%	396,404	7,928	19,424	11,072	357,980		357,980
Parlier	15,890	1.55%	666,122	13,322	32,640	18,605	601,555		601,555
Reedley	25,917	2.53%	1,086,462	21,729	53,237	30,345	981,151		981,151
Sanger	27,185	2.66%	1,139,617	22,792	55,841	31,830	1,029,154		1,029,154
San Joaquin	4,142	0.40%	173,636	3,473	8,508	4,850	156,805		156,805
Selma	24,436	2.39%	1,024,377	20,488	50,194	28,611	925,084		925,084
Fresno Co.	171,108	16.72%	7,172,987	143,460	351,476	200,342	6,477,709		6,477,709
FCRTA								613,000	613,000
FAX								1,230,666	1,230,666
TOTALS	1,023,358	100%	42,900,000	858,000	2,102,100	1,198,197	38,741,703	2,102,100	40,843,803
			42,900,000	858,000	2,102,100	1,198,197	38,741,703	**	

2021/22
FRESNO COUNCIL OF GOVERNMENTS
STATE TRANSIT ASSISTANCE FUND
APPORTIONMENT TO MEMBER AGENCIES
Preliminary Estimate
02/01/21

PUC 99313 POPULATION 7,065,368
PUC 99314 OPERATOR 1,284,334

2021/22 Fund Estimate Per State Controller Methodology 8,349,702
This estimate is subject to change during the fiscal year.

MEMBER	DOF POPULATION 01/01/20	PERCENT	GROSS AMOUNT AVAILABLE	NET FOR 99314 OPERATOR	NET FOR 99313 POPULATION
Clovis	119,175	11.65%	908,155	85,359	822,796
Coalinga	17,199	1.68%	118,744		118,744
Firebaugh	7,981	0.78%	55,102		55,102
Fowler	6,454	0.63%	44,559		44,559
Fresno City	545,769	53.33%	4,876,603	1,108,559	3,768,044
Huron	7,299	0.71%	50,393		50,393
Kerman	15,950	1.56%	110,120		110,120
Kingsburg	12,883	1.26%	88,946		88,946
Mendota	12,514	1.22%	86,398		86,398
Orange Cove	9,456	0.92%	65,285		65,285
Parlier	15,890	1.55%	109,706		109,706
Reedley	25,917	2.53%	178,934		178,934
Sanger	27,185	2.66%	187,688		187,688
San Joaquin	4,142	0.40%	28,597		28,597
Selma	24,436	2.39%	168,709		168,709
Fresno Co.	171,108	16.72%	1,181,347		1,181,347
FCRTA			90,416	90,416	
FCEOC					
TOTALS	1,023,358	100.0%	8,349,702	1,284,334	7,065,368
			8,349,702	1,284,334	7,065,368

2021-22
State of Good Repair
APPORTIONMENT TO TRANSIT AGENCIES
02/01/21

PUC 99313 POPULATION 1,511,119
PUC 99314 OPERATOR 274,689

2021/22 Fund Estimate Per State Controller 1,785,808

MEMBER	CENSUS	PERCENT	GROSS	NET FOR	NET FOR	Clovis Transit	FAX	FCRTA
	POPULATION 01/01/20		AMOUNT AVAILABLE	8879.55(a)(3) OPERATOR	8879.55(a)(2) POPULATION			
Clovis	119,175	11.65%	194,233	18,256	175,977	194,233		
Coalinga	17,199	1.68%	25,397		25,397			25,397
Firebaugh	7,981	0.78%	11,785		11,785			11,785
Fowler	6,454	0.63%	9,530		9,530			9,530
Fresno City	545,769	53.33%	1,042,992	237,095	805,897		1,042,992	
Huron	7,299	0.71%	10,778		10,778			10,778
Kerman	15,950	1.56%	23,552		23,552			23,552
Kingsburg	12,883	1.26%	19,023		19,023			19,023
Mendota	12,514	1.22%	18,479		18,479			18,479
Orange Cove	9,456	0.92%	13,963		13,963			13,963
Parlier	15,890	1.55%	23,464		23,464			23,464
Reedley	25,917	2.53%	38,270		38,270			38,270
Sanger	27,185	2.66%	40,142		40,142			40,142
San Joaquin	4,142	0.40%	6,116		6,116			6,116
Selma	24,436	2.39%	36,083		36,083			36,083
Fresno Co.	171,108	16.70%	252,663		252,663 *	4,138	234,755	13,770
FCRTA			19,338	19,338				19,338
TOTALS	1,023,358	100.0%	1,785,808	274,689	1,511,119	198,371	1,277,747	309,690
			1,785,808	274,689	1,511,119			1,785,808

*Basis - County contribution to Transit 2019-20

	LTF/STA	SOG			
Clovis	46,153	4,138			
FAX	2,618,110	234,755			
FCRTA	153,568	13,770			
Total	2,817,831	252,663			
			11.11%	71.55%	17.34%

2022 Fresno COG Regional Transportation Plan

Draft Policy Element Outline

Definitions

Vision

Succinctly describes the goals of the Plan.

Overarching Goals

The end toward which the overall effort is directed; it is timeless, general, and conceptual. The intent of the overall goal is to provide a framework for subsequent policies and actions.

Supporting Policies

A direction statement that guides present and future decisions on specific actions. Policies should support the attainment of the overarching goals.

Vision

A region of diverse, safe, resilient, and accessible transportation options that improve the quality of life for all residents by fostering sustainability, equity, a vibrant economy, clean air, and healthy communities.

Overarching Goals and Supporting Policies

GOAL #1) Improved mobility and accessibility for all.

Policy #1: Encourage and prioritize full, fair, and equitable participation by all affected communities in the transportation decision-making and planning processes.

Policy #2: Actively work to ensure equitable distribution of the benefits and burdens of transportation projects.

Policy #3: Promote the improvement and expansion of accessible transportation options to serve the needs of all residents, especially those who have historically faced disproportionate transportation burdens.

GOAL #2) Vibrant communities that are accessible by sustainable transportation options.

Policy #4: Encourage alternatives to single occupancy vehicles that reduce vehicle miles travelled (VMT) and greenhouse gas emissions.

Policy #5: Support investment in and promotion of active transportation and transit to improve public health and mobility, especially in historically underinvested areas.

Policy #6: Encourage sustainable development that focuses growth near activity centers and mobility options that achieve greater location efficiency.

Policy #7: Support local jurisdictions' efforts to minimize the loss of farmland, environmentally sensitive areas, and natural resources.

Policy #8: Support local jurisdictions' efforts to facilitate the development of diverse housing choices for all income groups.

Policy #9: Facilitate and promote interagency coordination and consistency across planning efforts.

Policy #10: Incentivize and support efforts to improve air quality and minimize pollutants from transportation.

GOAL #3) A safe, well-maintained, efficient, and climate-resilient multimodal transportation network.

Policy #11: Prioritize investment in and promote multimodal safety measures to reduce traffic fatalities and incidents in the region.

Policy #12: Promote enhanced Transportation Systems Management (TSM) and Transportation Demand Management (TDM) strategies to reduce congestion and vehicle miles travelled.

Policy #13: Encourage improvements in travel connections across all modes to create an integrated, accessible, and seamless transportation network.

Policy #14: Maximize the cost-effectiveness of transportation improvements.

Policy #15: Encourage investments that increase the system's resilience to extreme weather events, natural disasters, and pandemics.

Policy #16: Preserve and maintain existing multimodal transportation assets in a state of good repair.

GOAL #4) A transportation network that supports a sustainable and vibrant economy.

Policy #17: Support local and regional economic development by leveraging planning and transportation funds that foster public and private investment.

Policy #18: Facilitate efficient, reliable, resilient, and sustainable goods movement.

GOAL #5) A region embracing clean transportation, technology, and innovation.

Policy #19: Support innovative mobility solutions that are accessible, affordable, reduce greenhouse gas emissions, and improve air quality.

Policy #20: Support efforts to expand broadband access throughout the region.

SCENARIO A

Address equity and tailor transportation investments to meet the needs of transit-dependent communities. Focuses on conserving agriculture land, encouraging equitable redevelopment, improving air quality and health outcomes, incentivizing complete streets, and focusing on transit coverage.

Land Use	Level of Investment	Transportation	Level of Investment
• Limit growth footprint	●○○	• Maintain existing streets and roads	●●○
• Support efficient land uses and livable communities	●●●	• Enhance operational efficiency and TDM strategies	●○○
• Encourage equitable redevelopment	●●○	• Improve bike and pedestrian infrastructure	●●○
• Provide a range of housing options across different income levels	●●●	• Provide an efficient, reliable, and safe roadway system for movement of goods	●○○
• Conserve resource land	●●○	• Improve transit and shared mobility	●●○
Other / Co-Benefits		• Innovate and modernize travel and infrastructure	●●○
• Encourage shifts away from SOV	●○○	• Improve traffic safety	●●○
• Increase climate resiliency	●●○	• Improve intra-modal accessibility and connectivity	●●●
• Improve air quality	●●○	• Improve transportation equity	●●●
• Support work-from-home	●●○	• Decrease congestion	●○○
• Improve economic, environmental, and public health outcomes for disadvantaged communities	●●●		

SCENARIO B

Low-sprawl scenario that supports higher densities in urban centers to complement high-quality transit investments. Focuses on providing mobility choices, supporting higher densities and efficient land uses, limiting growth footprint, and optimizing transit productivity through transit-oriented development.

Land Use	Level of Investment	Transportation	Level of Investment
• Limit growth footprint	●●●	• Maintain existing streets and roads	●●○
• Support efficient land uses and livable communities	●●○	• Enhance operational efficiency and TDM strategies	●●○
• Encourage equitable redevelopment	●●○	• Improve bike and pedestrian infrastructure	●●○
• Provide a range of housing options across different income levels	●○○	• Provide an efficient, reliable, and safe roadway system for movement of goods	●○○
• Conserve resource land	●●○	• Improve transit and shared mobility	●●●
Other / Co-Benefits		• Innovate and modernize travel and infrastructure	●●○
• Encourage shifts away from SOV	●●●	• Improve traffic safety	●●○
• Increase climate resiliency	●●○	• Improve intra-modal accessibility and connectivity	●●●
• Improve air quality	●●○	• Improve transportation equity	●●○
• Support work-from-home	●○○	• Decrease congestion	●○○
• Improve economic, environmental, and public health outcomes for disadvantaged communities	●●○		

●○○ Limited investment ●●○ Moderate investment ●●● Priority investment

SCENARIO C

Envisions a future with clean air and climate resiliency, while promoting cleaner forms of transportation. Priority investments include limiting growth footprints, conserving resource land, and promoting alternative modes of transportation.

Land Use	Level of Investment	Transportation	Level of Investment
• Limit growth footprint	● ● ●	• Maintain existing streets and roads	● ● ○
• Support efficient land uses and livable communities	● ● ○	• Enhance operational efficiency and TDM strategies	● ○ ○
• Encourage equitable redevelopment	● ● ○	• Improve bike and pedestrian infrastructure	● ● ○
• Provide a range of housing options across different income levels	● ○ ○	• Provide an efficient, reliable, and safe roadway system for movement of goods	● ○ ○
• Conserve resource land	● ● ●	• Improve transit and shared mobility	● ● ○
Other / Co-Benefits		• Innovate and modernize travel and infrastructure	● ● ●
• Encourage shifts away from SOV	● ● ○	• Improve traffic safety	● ○ ○
• Increase climate resiliency	● ● ●	• Improve intra-modal accessibility and connectivity	● ● ○
• Improve air quality	● ● ●	• Improve transportation equity	● ● ○
• Support work-from-home	● ● ○	• Decrease congestion	● ○ ○
• Improve economic, environmental, and public health outcomes for disadvantaged communities	● ● ○		

SCENARIO D

The strategies in this scenario seek to reflect the prioritized values from the Fresno COG public survey, which include priority investments in clean air, conservation, safety, road maintenance, livable communities, and active transportation infrastructure.

Land Use	Level of Investment	Transportation	Level of Investment
• Limit growth footprint	● ● ○	• Maintain existing streets and roads	● ● ●
• Support efficient land uses and livable communities	● ● ●	• Enhance operational efficiency and TDM strategies	● ○ ○
• Encourage equitable redevelopment	● ● ○	• Improve bike and pedestrian infrastructure	● ● ●
• Provide a range of housing options across different income levels	● ○ ○	• Provide an efficient, reliable, and safe roadway system for movement of goods	● ● ○
• Conserve resource land	● ● ●	• Improve transit and shared mobility	● ● ○
Other / Co-Benefits		• Innovate and modernize travel and infrastructure	● ○ ○
• Encourage shifts away from SOV	● ● ○	• Improve traffic safety	● ● ●
• Increase climate resiliency	● ● ○	• Improve intra-modal accessibility and connectivity	● ○ ○
• Improve air quality	● ● ●	• Improve transportation equity	● ○ ○
• Support work-from-home	● ○ ○	• Decrease congestion	● ● ○
• Improve economic, environmental, and public health outcomes for disadvantaged communities	● ● ○		

● ○ ○ Limited investment ● ● ○ Moderate investment ● ● ● Priority investment

SCENARIO E

Emphasis on land-use policies to encourage sustainable and equitable growth. Includes priority investments in strategies that encourage livable communities, affordable housing, and equitable redevelopment.

Land Use	Level of Investment	Transportation	Level of Investment
<ul style="list-style-type: none"> Limit growth footprint Support efficient land uses and livable communities Encourage equitable redevelopment Provide a range of housing options across different income levels Conserve resource land 	<ul style="list-style-type: none"> ● ● ○ ● ● ● ● ● ● ● ● ● ● ● ○ 	<ul style="list-style-type: none"> Maintain existing streets and roads Enhance operational efficiency and TDM strategies Improve bike and pedestrian infrastructure Provide an efficient, reliable, and safe roadway system for movement of goods Improve transit and shared mobility Innovate and modernize travel and infrastructure Improve traffic safety Improve intra-modal accessibility and connectivity Improve transportation equity Decrease congestion 	<ul style="list-style-type: none"> ● ● ○ ● ○ ○ ● ● ○ ● ○ ○ ● ● ○ ● ● ○ ● ● ○ ● ● ○ ● ● ○ ● ○ ○
Other / Co-Benefits			
<ul style="list-style-type: none"> Encourage shifts away from SOV Increase climate resiliency Improve air quality Support work-from-home Improve economic, environmental, and public health outcomes for disadvantaged communities 	<ul style="list-style-type: none"> ● ● ○ ● ● ○ ● ● ○ ● ● ○ ● ● ○ 		

February 2, 2021

Memorandum

TO: Transportation Technical Committee
Policy Advisory Committee
Fresno COG Policy Board

FROM: Tony Boren, Executive Director
Robert Phipps, Deputy Director
Les Beshears, Finance Director

SUBJECT: Fiscal Year 2021-22 Overall Work Program Recommendations

The Draft FY 2021-22 Overall Work Program, totaling \$35,013,893 is available for Board and public review.

Summary:

The fiscal year (FY) 2021-22 Overall Work Program (OWP), totaling \$35,013,893, is submitted for Board and public review. The proposed budget increased \$7,229,449 from last year. Operational revenues remain intact, reserves are adequate, and the agency continues to operate within the bounds of prudent management.

The largest part of the increase is attributed to a \$5 million FTA 5339 grant awarded to FCRTA for its maintenance facility. Another significant factor affecting this increase is that the budget contains fully funded multi-year projects, and as these “one-time” funds are spent they are not reflected in subsequent years’ budgets. Generally, operating expenses are not affected this way.

Federal revenues increased 19% percent (\$2 million), mostly associated with the previously mentioned FTA 5339 grant. However, an additional \$1.1 million in FTA 5310 apportionments will also be distributed to transit operators for bus procurement. Kings County Association of Governments, (KCAG) agreed to transfer \$325,000 in FHWA planning funds to perform a Valleywide household travel survey.

State revenues decreased 257 percent (\$4,588,834). The largest portion of this decrease centers around the State Regional Early Action Planning grant (REAP), which this year provided \$10 million to Fresno and Central Valley MPOs to assist local governments with housing plans and produce Valleywide activities for housing as well. Staff anticipates spending approximately \$3 million of that and carrying over the balance into next year’s budget. Staff is submitting an application for an additional \$8 million that hasn’t been reflected in the budget yet. In addition, staff is budgeting for an additional \$350,000 in state RMRA funds contributed by the Valley COGs for the household travel survey.

City of Clovis

City of Coalinga

City of Firebaugh

City of Fowler

City of Fresno

City of Huron

City of Kerman

City of Kingsburg

City of Mendota

City of Orange Cove

City of Parlier

City of Reedley

City of San Joaquin

City of Sanger

City of Selma

County of Fresno

Local revenues increased 34 percent (\$3,602,406), reflecting draw downs on Measure C funded projects, such as significant progress in the design phase of the Golden State corridor, Fresno State Transportation Institute, and FCRTA electric vehicle purchases.

Staffing & Benefits:

There are no new Fresno COG planning positions included in this year's proposed budget. Contingencies are carried for merit-based salary increases as well as for anticipated health insurance increases. The overall proposed budget for salaries increased by 4 percent and benefits by 3 percent.

Expense Account Format:

Expense items are broken into two categories. General indirect overhead expenses are items attributable to overall agency administration and not identifiable specifically to grant programs, such as telephones, insurance, copier leases, and rent. These indirect expenses are combined into a Caltrans approved Indirect Cost Allocation Plan and distributed equally among all funding sources. Expenses charged directly to specific grants and programs are identified as other direct costs. In some instances, there may appear to be duplication of costs, such as in the indirect account for printing and the other direct cost account for supplies/printing; however, the difference in how they are administered is in the general nature of overhead expenses, as opposed to the project-specific nature of other direct costs. Detail is provided for other direct costs (*Other Project Detail*) showing the work element, activity, and funding sources.

Overhead Accounts:

Overhead accounts increased by 2 percent (\$9,779 total) reflecting increases in telephone (\$1,000) printing supplies (\$6,000), building maintenance (\$1,000), and leased equipment (\$1,000).

Direct Cost Expenses:

Consulting

The overall consulting budget is \$10.7 million, which is a decrease of \$107,450, corresponding to projects associated with revenue reductions discussed above regarding multi-year projects. New consulting projects are discussed below under the Work Element discussion.

Supplies & Printing

The proposed budget for program-specific printing costs increased \$6,000 associated with our Senior Taxi Scrip program.

Software Support and Maintenance

The software account decreased \$12,844 reflecting upgrades made last year.

Workshops

The workshops budget remains unchanged at \$25,000.

Promotion / Public Outreach

The public outreach budget increased by \$5,000, reflecting specific costs associated with the RTP.

Measure C Carpool Subsidy

The carpool budget remains unchanged.

Prizes & Awards

The budget remains unchanged.

Measure C Commuter Vanpool Subsidy

The budget reduced \$228,000 reflecting reduced activity from the lockdown.

Measure C Senior Scrip

The budget remains unchanged.

Measure C Farm Worker Vanpool Subsidy

The budget decreased \$175,000, reflecting reduced activity from the lockdown.

Employee Education, Training, and Travel

The budget decreased \$500.

FTA Section 5339

This is a new \$10.2 million budget for FCRTA's maintenance facility infrastructure. FCRTA will match the federal funds with \$5.1 million.

FTA Section 5317 New Freedom (NF)

The Jobs Access Reverse Commute and New Freedom grants are all closed out and the program discontinued.

FTA Section 5310 (Transportation for Elderly Persons and Persons with Disabilities)

A schedule of Transportation for Elderly Persons and Persons with Disabilities projects is included. Completed projects are removed. The account increased \$1.1 million for this year's apportionment that will be awarded to transit agencies for bus procurement.

Translation Services

The budget remains unchanged.

County Counsel

The budget remains unchanged.

Program Audits

The budget increased \$1,168 reflecting contractual provisions.

County Auditor Controller

The budget is unchanged from last year.

Membership Dues

Dues for CALCOG are unchanged.

Board Remuneration

The account reflects the stipend paid for Policy Board members to attend the monthly meeting and various Board travel expenses. The budget for FCOG board remuneration remains unchanged; however, \$12,000 is budgeted to reimburse the Valleywide REAP Committee, which oversees the Valleywide

distribution of \$10 million in REAP housing planning funds.

Temporary Help

The budget remains unchanged.

Other Misc. Expenses

The budget increased \$3,000 for the Senior Taxi Scrip program.

Freeway Service Patrol

The budget remains unchanged.

Equipment

The budget remains unchanged.

Agency Pass Through

This account decreased by \$3.2 million related to the State REAP funds paid to Valley COGs.

Grant Administration

This account carries a provision for grants that have multi-year line items for administration.
The account decreased \$156,826.

New, Combined and Eliminated Work Elements:

New Work Elements

- (WE 164) Inland Port Study
- (WE 165) SJV Household Travel Survey
- (WE 166) Transit On-Board Survey
- (WE 167) Sustainable Communities Grant Program 2021-22

Eliminated Work Elements

- (WE 142) FCRTA Operation Plan
- (WE 143) Reverse Triangle Industrial Plan
- (WE 144) Electric Vehicle
- (WE 146) Better Blackstone Phase I
- (WE 147) County Trail Master Plan
- (WE 149) SB 743 Transp. Impact Analysis

The six primary components of the OWP are as follows:

1. Regional Transportation Planning
2. Transportation Program Development
3. Services and General Coordination Activities
4. Regional Coordination of Transportation, Land Use & Housing
5. Valleywide Coordinated Activities
6. Administrative Activities

Highlights for each of the six OWP components are listed below:

I. Regional Transportation Planning

The work elements contained within this section primarily carry out the long-range regional transportation planning program, for which Fresno COG is statutorily responsible.

Work Element 110 Regional Streets and Highways Planning – This \$24,330 program provides for general street planning but has no major projects this year.

Work Element 111 Regional Transportation Modeling – This \$582,000 program continues the regional modeling effort, including \$160,000 for software and technical modeling support.

Work Element 112 Regional Traffic Monitoring – This \$324,000 budget includes \$237,000 for Fresno County, Fresno, and Clovis to provide traffic counts for the regional program and \$50,000 for traffic counting equipment to accommodate increased traffic counts required for congestion management.

Work Element 114 Intelligent Transportation Systems (ITS) – No major update to the ITS Plan is required; however, \$13,000 is budgeted for plan maintenance and continued coordination.

Work Element 115 Regional Transportation Mitigation Fee (RTMF) – This \$111,000 program implements RTMF collection for the Fresno County Transportation Authority, including \$50,000 for on-call technical support.

Work Element 116 National Park Transit Service – This \$760,000 budget provides seasonal public transit service to Yosemite.

Work Element 117 Golden State Corridor – The \$411,000 includes the balance of the Mark Thomas contract to complete the design phase of the Golden State Corridor project. The project is anticipated to be ready to list in 2021.

Work Element 120 Public Transportation – Primarily funded with the City of Fresno's FTA Section 5307 grant, this \$399,000 program coordinates activities between Federal Transit Administration and the four regional transit operators and includes \$122,000 to update the Human Social Services Plan.

Work Element 121 FTA Section 5339, and 5310 – \$12.4 million in Federal Transit Administration Section 5339 and Section 5310 grant programs provide funds for FCRTA maintenance facility and bus procurement for transit operators.

Work Element 140 Regional Safety Plan Phase II – This SB 1 program carries over \$35,000 to complete phase II of the safety plan.

Work Element 148 Regional Safety Plan Phase II – This SB1 program carries over \$101,000 to complete phase I of the safety plan.

Work Element 150 Other Modal Elements – This \$52,000 program coordinates activities related to aviation, rail, bicycle and pedestrian projects.

Work Element 152 High Speed Rail – About \$3,000 is programmed for staff planning activities related to high-speed rail.

Work Element 153 Airport Land Use Commission – Approximately \$37,000 is programmed for staff as well as a \$10,000 on-call contract to support the Commission.

Work Element 160 Better Blackstone Phase II – About \$234,000 is programmed to complete the Better Blackstone Phase II study.

Work Element 161 Fresno/Madera Sustainable Corridor – Approximately \$60,000 is programmed to complete the Fresno/Madera Rt. 41 study.

Work Element 162 Regional Safety Plan Phase III – This SB1 program carries over \$271,000 to complete phase III of the safety plan.

Work Element 163 Freight Planning – This \$6,000 work element was suggested by CALGRANS during the review period to study regional freight networks.

Work Element 164 Inland Port Study – This \$254,000 work element was proposed by California Forward to identify appropriate locations for inland port distribution centers.

Work Element 165 SJV Household Travel Survey – This \$1.5 million work element coordinates a household travel survey among the Valleywide COGS.

Work Element 166 Transit On-Board Survey – This SB1 program provides \$227,000 for a transit on-board survey.

Work Element 167 Sustainable Communities Planning Grants – This \$233,000 work element reserves State RMRA funding for the 2021-22 Sustainable Communities Planning Grants program. The work element will be updated when projects are selected.

Work Element 170 Regional Transportation Plan – About \$958,000 is budgeted to continue the ongoing RTP process. This includes \$175,000 for an RTP EIR, \$50,000 for legal advice and \$35,000 for workshops, outreach and surveys.

Work Element 171 Transportation Performance Management – Transportation performance management is a federal emphasis area. Approximately \$38,000 is budgeted to develop performance management criteria.

Work Element 172 Congestion Management Program – This \$47,000 budget goes to maintain the Congestion Management Program.

Work Element 180 Air Quality - \$178,000 is programmed for activities associated with air quality conformity, including \$65,000 to San Joaquin COG for interagency coordination of air quality conformity issues.

II. Transportation Program Development

Work Element 210 Measure “C” Extension – This work element programs \$3,509,000 for Measure C activities and to update the Capital Projects Strategic Plan, including New Technologies; a \$900,000 grant to FCRTA for electric vehicles; and \$2,234,000 to Fresno State for the Transportation Institute.

Work Element 211 Measure “C” Citizen Oversight Committee – Approximately \$23,000 is programmed to support the committee.

Work Element 212 Measure “C” Carpool/Vanpool – The \$593,000 budget provides for Carpool Incentives and Commuter Vanpool Subsidies.

Work Element 214 Measure “C” ADA/Seniors – This \$811,000 budget provides for the Senior Scrip program.

Work Element 215 Farmworker Vanpool – This \$529,000 program provides subsidies to agricultural workers for vanpool transportation provided by Cal Vans.

Work Element 220 Transportation Program Development – This work element budgets \$451,000 to coordinate modeling, air quality conformity, congestion management and financial constraint for millions of dollars in member agency projects programmed with federal aid and state-funded grants through the web-based programming software, Fresno Trak.

III. Services and General Coordination

Work Element 310 Intergovernmental Coordination – This \$139,000 budget allows for coordination with member agencies and other governmental units.

Work Element 311 Public Participation – This \$232,000 budget is programmed to solicit public involvement in the Fresno COG planning process.

Work Element 313 Environmental Justice – Approximately \$24,000 is programmed to provide environmental justice analysis for disadvantaged communities and stakeholder groups.

Work Element 320 Technical Assistance – About \$276,000 is budgeted to assist member agencies in planning and project implementation, including continuing the circuit planner and circuit engineer programs, as well as \$50,000 for technical studies.

Work Element 350 Fresno Regional Data Center – Approximately \$35,000 is programmed to maintain census- and population-related statistics vital to the planning process.

Work Element 360 One Voice Advocacy – This budget includes \$133,000 for the “One Voice” trip to Washington DC and “Valley Voice” trips to Sacramento and Washington DC. Advocacy programs at both the local and regional levels are ineligible for state and federal participation and must be funded by local assessments.

IV. Regional Coordination of Transportation, Land Use & Housing

Work Element 420 Regional Housing Needs – Approximately \$77,000 is budgeted to assist local agencies develop their Regional Housing Needs Assessment (RHNA) requirements.

Work Element 421 Regional Early Action Plan – Another \$7,117,000 is budgeted to assist Valley agencies meet their RHNA requirements and administer the San Joaquin Valley REAP program.

V. Valleywide Coordinated Activities

Work Element 820 Valley RTPA Coordination – General activities associated with this \$222,000 budget include a \$135,000 consultant contract to coordinate the Valleywide planning effort and interagency coordination.

VI. Administrative Activities

Work Element 910 COG Administration – About \$224,000 is programmed to cover non-federal/state general administration.

Work Element 911 Overall Work Program – Approximately \$69,000 is programmed to develop and monitor the Overall Work Program.

Work Element 912 Transportation Funds Admin – Approximately \$174,000 is programmed to administer Transportation Development Act trust funds, distributing \$60 million in transportation funding to member agencies.

Work Element 920 – 930 Local Agency Administration – About \$641,000 is budgeted to provide administrative support to the Fresno County Rural Transit Agency and Fresno County Transportation Authority.

Work Element 940 Freeway Service Patrol – \$493,000 is budgeted to provide assistance to motorists on the state highway system in Fresno.

MEMORANDUM

DATE: February 12, 2021
To: Policy Advisory Committee
COG Policy Board
FROM: Jennifer Soliz, Regional Planner
SUBJECT: Regional Clearinghouse Consent Calendar

RECOMMENDATION: Per Board procedure, unless an item is pulled from the Consent Calendar, tacit authorization is given for staff to forward any comment(s) received, or any Committee/Board comment(s) generated as a result of this informational item, to the appropriate agency. It is understood that if in the event any item should be pulled from the consent calendar, discussion and comment by the Committee members and the public will be taken.

Discussion: The Regional Clearinghouse is a process of informing local agencies of federal grant requests, providing an opportunity to comment, and potentially avoid duplication of effort. Clearinghouse items are brought before the Policy Advisory Committee (PAC) and, if appropriate, the Transportation Technical Committee (TTC) for review and comment. Any resulting TTC/PAC comments, and any comments received from other agencies as a result of the Clearinghouse notification process, are noted on a monthly report brought forward to the Fresno COG Policy Board.

COG Policy Board action would be to authorize staff to forward any comments received or any Board comments to the State Clearinghouse and other appropriate agencies. The applicants have been notified of this meeting. While participation by the agency is optional, they have been personally requested to attend the Policy Board meeting in case there should be any questions. It should be noted that if in the event any of these items should be pulled from the consent calendar, that discussion and comment by the Committee/Board members and the public will be taken. Project Notification and Review Reports describing these projects are attached.

FUNDING: Proposed funding levels are as shown below:

Federal Funds	Applicant	State	Local	Program Income	Total Funds
\$1,541,850.00					\$1,541,850.00

PROJECT NOTIFICATION AND REVIEW

PROJECT NOTIFICATION AND REVIEW REPORT	
Regional Clearinghouse Number:	<i>RCH #265</i>
Project Title:	Community Development Block Grant
Applicant Agency:	Fresno County
Contact Person:	Kristi Johnson
Address:	2220 Tulare Street 8 th Floor Fresno, CA 93721
Phone:	559-600-4292
Federal Catalog#:	14-218
Status:	New
Area of Impact	Fresno County, City of Fowler, Kerman, Kingsburg, Mendota, Reedley, Selma
Federal Funding Agency:	U.S. Department of Housing and Urban Development

<u>FUNDING:</u>	
\$1,541,850.00	Federal
\$0.00	Applicant
\$0.00	State
\$0.00	Local
\$0.00	Other
\$1,541,850.00	TOTAL



Fresno Council of Governments

2021 Legislative Platform

City of Clovis
City of Coalinga
City of Firebaugh
City of Fowler
City of Fresno
City of Huron
City of Kerman
City of Kingsburg

City of Mendota
City of Orange Cove
City of Parlier
City of Reedley
City of Sanger
City of San Joaquin
City of Selma
County of Fresno

PURPOSE OF THE 2021 LEGISLATIVE PLATFORM

The Fresno COG, in coordination with our member agencies, has established a 2021 Legislative Platform that reflects the current priorities of the Fresno COG in state and federal legislative matters. The Legislative Platform represents a unified voice on regional issues when communicating legislative priorities to our state and federal legislators as well as to relevant state and federal agencies. It also provides guidance to the Fresno COG staff and lobbying partners when advocating on behalf of the Policy Board. The goal of the Legislative Platform is to have a document in place that outlines the legislative priorities of the region while directing advocacy efforts for improvements in areas such as air quality, transportation mobility, and adequate funding for existing infrastructure systems that will ultimately contribute to prosperity and improved quality of life throughout the Fresno County region.

TRANSPORTATION

PROTECT AND ENHANCE CURRENT FUNDING LEVELS FOR TRANSPORTATION-RELATED PROGRAMS

- Continue to advocate for core State and Federal transportation funding for maintenance, operation, rehabilitation and improvement of existing transportation infrastructure and systems for all modes
- Continue to advocate for transportation-related improvements in state and federal legislation that support sustainable communities and facilitate economic development
- Continue to advocate for transportation improvements and programs to ensure adequate intermodal capacity and systems for safe and efficient movement of freight and commodities
- Continue to coordinate advocacy efforts with local and regional partners to identify, develop consensus, and advance common goals and shared interests that will contribute significantly to an improved quality of life for Fresno County residents
- Support efforts that advance alternative fuels infrastructure
- Support funding for innovative transit and shared mobility programs
- Support funding allocations made by population, air quality status and disadvantaged community status by maintaining CalEnviroScreen criteria to determine disadvantaged communities

INTER CITY RAIL

- Continue to provide regional leadership in the implementation of AB 1779 which enabled the formation of the San Joaquin Joint Powers Authority for the purpose of regional governance/management of the existing San Joaquin Intercity passenger rail service between Bakersfield-Fresno-Stockton-Sacramento-Oakland

HIGH SPEED RAIL

- Support federal and state funding for the development of the high-speed rail system in California

GOODS MOVEMENT - Surface Highway System

- Advocate for sufficient state and federal funding to maintain and improve goods movement corridors, recognizing that the majority of goods movement takes

place on surface highways and that State Route 99 and Interstate 5 in the San Joaquin Valley are major national goods movement corridors

- Support efforts to include the San Joaquin Valley in distribution of air quality impact fees collected at California ports
- Continue to advocate for timely completion and upgrade of State Route 99 as a six-lane freeway from Kern County to Sacramento
- Support efforts to integrate goods movement as a critical element in Statewide economic and transportation planning efforts

GOODS MOVEMENT - Rail and Air Freight Rail

- Seek increased state and federal funding for highway-railroad grade separations, to increase safety and efficiency of surface highways, and facilitate movement of freight rail
- Support efforts to use passenger rail funding to improve freight rail capacity when facilities are jointly used by freight and passenger rail (Amtrak)
- Support efforts to investigate and site intermodal facilities to make the movement of freight in, out, and through the San Joaquin Valley more cost-effective, create more economic opportunities, and reduce pollutant emissions

Short -Haul Rail

- Support efforts to fund supporting research for short-haul rail, short-seas shipping and other programs that lead to development of new options for intermodal shipping
- Support the Central California Rail Authority's effort to prevent additional short-haul rail abandonments or discontinuance of service on existing short line railroad in the Central Valley
- Pursue revisions to short-haul rail abandonment regulations to require short-line rail operators to notify transportation planning agencies of their intent to abandon a segment of rail line

Air Freight

- Advocate for air freight transportation improvements to ensure adequate intermodal capacity
- Support efforts to seek proportionate funding to maintain, rehabilitate, and improve air freight infrastructure at Fresno Yosemite International Airport
- Support funding and programs that advance electrified aviation

LOCAL & REGIONAL PLANNING

PROCESS STREAMLINING

- Support legislation and/or administrative reforms to streamline the federal and state government's project delivery process and to eliminate unnecessary and/or duplicative requirements

SENATE BILL 375 (2008)

- Advocate for funding proposals that adequately assist Regional Transportation Planning Agencies and local governments in the implementation of SB 375
- Advocate for funding proposals that direct revenues to transit, active transportation, road operations, maintenance and the placement of complete street infrastructure to reduce GHG emissions, in-line with SB 375 implementation strategies

INTEGRATED PLANNING-TRANSPORTATION/LAND USE

- Support efforts/legislation that promote sustainable land use development practices and that maintain or increase local control of land use and development
- Support climate change adaptation funding and resources to help local jurisdictions comply with the requirements of SB 379 to address climate adaptation and resiliency in the safety element of general plans or local hazard mitigation plans.
- Support legislation that provides ongoing funding for programs and projects mandated under AB 32 and SB 375. Planning and implementation initiatives to include the Regional Housing Needs Assessment, Sustainable Communities Strategy (SCS), and General Plan Housing Element updates
- Support efforts that encourage the creation of jobs near housing to improve the jobs/housing balance and reduce travel
- Support funding that furthers housing production
- Support regional energy planning efforts in the San Joaquin Valley and continue to work with state, federal and local jurisdictional partners in implementing sustainable energy projects for the region
- Support efforts/legislation that support healthy communities and advance public health

AIR QUALITY

- Seek the establishment of a new San Joaquin Valley designation as an Air Quality Enterprise/ Empowerment Zone at the state and federal level
- Continue to advocate for state and federal incentives and support to reduce emissions from businesses and transportation
- Advocate for clean-air assistance rather than penalties in the San Joaquin Valley: recognize distinct regional conditions of meteorology, topography, heavy through-freight traffic and associated diesel emissions which contribute to delay in meeting air quality goals, and high proportion of low income residents and disadvantaged communities without resources to achieve clean air standards
- Continue to monitor the Safer Affordable Fuel-Efficient Vehicle Rule for mandates that would negatively impact the region's ability to meet GH and emission reduction goals

WATER

- Support partnerships between State and Federal Legislators, and water management and infrastructure agencies to work through the complex issues surrounding water supply, reliability, and quality
- Support state and federal planning and funding for a long-term solution to Delta water and delivery issues to ensure a reliable water supply for all users of water delivered through the Delta
- Support use of Integrated Regional Water Management planning processes for coordinated management of water resources and allocation of water project funding
- Support funding to assist disadvantaged rural communities to secure and maintain safe, affordable, and reliable community water systems and water supplies
- Support opportunities for investigation and funding for increased surface and groundwater storage to increase water supply, reliability, and flexibility through conjunctive use.
- Support funding for Temperance Flat Water Storage Facility through Proposition 1, the Water Bond act that addresses storage as well as drought relief, water supply reliability, Delta sustainability, statewide water system operational improvement, conservation and watershed protection, groundwater protection and water quality, and water recycling and water conservation

ECONOMIC DEVELOPMENT

- Promote the inclusion of transportation and other types of infrastructure funding in any state and federal proposal for an economic stimulus package
- Support economic development incentives and expand federal opportunity zones

FUNDING

- Support legislative efforts to direct investment towards transportation infrastructure, not only for roads and highways, but for transit, goods movement, and non-motorized transportation

FEDERAL

- Work collaboratively with state and federal government agencies through the implementation and reauthorization of the Fixing America's Surface Transportation (FAST) Act provisions.

STATE

- Support legislation to implement and maximize Fresno County's regional share of state funding including funds for State Route 99 improvements, local match programs, and Cap-and-Trade programs
- Support the Implementation of SB 1 Funding and Program

LOCAL

- Support efforts to reward self-help counties in funding programs and policies
- Support legislation that includes the use of design/build, public/private partnerships, and other innovative financing for transportation infrastructure projects

LOCAL & REGIONAL ADVOCACY EFFORTS

- Support Federal Surface Transportation Program and Federal appropriation requests for Fresno COG **One Voice** projects and priorities.
- Continue to pursue state support for the projects and policy issues identified through the Fresno COG **One Voice** efforts.
- Support Federal Surface Transportation Program authorizations and Federal appropriation requests for the San Joaquin Valley Regional Policy Council's **Valley Voice** projects and priorities.
- Continue to pursue state support for the projects and policy issues identified through the San Joaquin Valley Regional Policy Council's **Valley Voice** efforts.

ABOUT THE FRESNO COG

OUR ROLE:

The Fresno Council of Governments brings together mayors, city council members and county supervisors to work on regional transportation and related issues for Fresno County. Since its inception in 1969, Fresno COG has primarily acted as the regional transportation planning, coordinating and financing agency for Fresno County. Fresno COG functions as both the state designated Regional Transportation Planning Agency and for federal purposes, as the county's Metropolitan Planning Organization.

ORGANIZATION:

A 16-member Policy Board gives Fresno COG policy direction. The Board consists of the mayors from each of the 15 incorporated cities in Fresno County and the Chairman of the Fresno County Board of Supervisors.

REGIONAL PROFILE:

Fresno County is classified as an urban county (despite many rural characteristics) and is located in the Central San Joaquin Valley within the state of California. Fresno County is the most populous county and second largest county in the San Joaquin Valley, encompassing approximately 6,000 square miles .

As the nation's third highest-grossing agricultural county, Fresno County's gross value of agricultural products was \$6.6 billion in 2015 and \$6.2 billion in 2016. The estimated population as of January 1, 2017 was 995,975 placing Fresno as the tenth most populous county of the 58 counties in California. There are fifteen incorporated cities and the County contains a federally recognized urbanized area, known as the Fresno-Clovis Metropolitan Area (FCMA), with a population of 636,594. The City of Fresno is now the fifth largest city in the state, with a population of 525,832

Tony Boren - Executive Director

Fresno Council of Governments
2035 Tulare Street, Suite 201, Fresno, California 93721
(559)-233-4148 (Phone)
(559)-233-9645 (FAX)
Website: www.fresnocog.org