

Fresno Public Transportation Infrastructure Study

Task 4: Public Outreach Program

May 3, 2006

*Prepared for:
Council of Fresno County Governments*

*By:
VRPA Technologies*



FRESNO PUBLIC TRANSPORTATION INFRASTRUCTURE STUDY PRELIMINARY DRAFT TASK 4 – PUBLIC OUTREACH PROGRAM

INTRODUCTION

During development of the detailed scope of work for the Phase 1 Public Transportation Infrastructure Study (PTIS), it was decided by the Steering Committee to reach out to the general public through participation in the Measure “C” Roadshow process and conduct a public workshop once the Draft Study was available for public review and comment. Add a sentence explaining Measure C & the Roadshow.

The Roadshows involve the use of a large semi truck with a stage, which provide a significant presence and focal point at an event such as the Fresno Fair. The Roadshow events have proven to attract event participants from throughout the community or region, depending upon the place and type of event. In addition to the Roadshow events, a Public Workshop was held in Fresno to present the Draft Final Phase 1 PTIS Report to interested parties for review and comment.

The public workshop was held on March 30, 2006 between 3:00 P.M. to 6:30 P.M. at the Caltrans District 6 Manchester Center Office, in the Yosemite Conference Room. Approximately 50 individuals attended the workshop. Most of the attendees were members of the PTIS Steering Committee, local agency staff interested in Study results, or other stakeholders interested in the provision of quality transit services in Fresno County.

A detailed discussion of the Roadshow events and the public workshop follows below.

ROADSHOW EVENT PROCESS

The Roadshow events chosen by the Steering Committee and PTIS Team included the Big Fresno Fair in Southeast Fresno, which occurred in September 2005 and the Veteran’s Day Parade, which occurred in November 2005 in Downtown Fresno. The Roadshow events proved very successful and provided Team and Steering Committee Members with the opportunity to discuss the project with event attendees from throughout the County. Both events drew large numbers of County residents, not only from Fresno and Clovis, but also from the other cities and communities within the County. In addition, the events also attracted respondents from throughout the Central San Joaquin Valley. The level of response from the Roadshows was significant compared to typical participation at a public workshop. The premise behind

participation in the Roadshows was to “go to the public” rather than expecting the public to come to the Project Team at a workshop. The public rarely attends a workshop unless the project directly affects their life or property.

The Roadshow was managed by the Fresno County Transportation Authority’s (FCTA’s) public outreach team. The team’s time and materials related to the PTIS effort were paid to the FCTA outreach team through the PTIS Study. The outreach team provided a booth(s), and announced aspects of the Study process during stage events. Materials for the booth(s) were provided by the transit agencies [Fresno Area Express (FAX), Clovis Transit, and the Fresno County Rural Transit Agency (FCRTA)]. A highlight of the Roadshow process was the distribution of hundreds of transit surveys designed by the Steering Committee and Project Team as part of the Phase 1 PTIS Study. The survey form was provided in English at the Fresno Fair event and in English and Spanish at the Veteran’s Day Parade event (reference Figures 1 and 2).

The Survey provided an opportunity to not only gather critical information from the attendees, but also to speak to them one on one about the Study. To attract the attendees to the booth to take the time to fill out the survey form, the opportunity to win a \$100 gift certificate to one of the local Malls was offered. Because Spanish surveys were not available at the Fresno Fair, the attendees were eligible for the drawing as long as they provided their name and phone number. The Fair event provided two \$100 gift certificates since two booths were provided at the Fair Grounds. The Veteran’s Day Parade event provided one \$100 gift certificate.

Big Fresno Fair – October 15TH & 16TH 2005

The Big Fresno Fair provided a huge opportunity to interact with the public and discuss transit issues and the Study process. As previously indicated, two booths were provided. The first booth was set-up just outside the south entrance with the semi-truck. As Fair attendees lined-up to pay for Fair tickets, Steering Committee member volunteers and Team Staff asked the attendees for their input, and if they wanted to fill-out the survey form. Another booth was provided in the Pavilion area of the Fair where Fair stage events occur. Between both booths, over 400 surveys were collected during the last two days of the Fair.

Veteran’s Day Parade – November 11th 2005

The Veteran’s Day Parade was a one-day event held in Downtown Fresno. The Parade is the second largest Veteran’s Day parade in the Nation and was televised throughout the U.S. One booth was set-up with the semi truck in the center of the Parade Route near the Chamber of Commerce. Even though the Roadshow was only set-up for a total of 4 hours, over 500 completed surveys were collected. The level of participation was significant even when compared to the level of participation at the Fair.

FIGURE 1



Fresno County Public Transportation Infrastructure Study Survey

Your opinion and comments of the existing and desired future public transportation system is greatly valued. Please take a few moments to fill out this questionnaire. If you complete the survey, you will be entered into a drawing for a \$100 gift certificate to Fashion Fair Mall. You may also complete the survey on-line at www.fresnocog.org or FAX to (559) 271-1269

1. Do you believe that a countywide public transit system is, or could be, a benefit to most people living in Fresno County?
 Yes No
2. Which is more important:
A) Having a county-wide public transit system that primarily serves those people with no other transportation options?
B) Having a county-wide public transit system that is an alternative to the auto for everyone?
If you selected choice "B", would you be willing to support a larger increase in your sales taxes to pay for it?
 Yes No
3. From your perspective, what are the three most important destinations that should be served by a county-wide public transit system? Where are these places?
A. _____
B. _____
C. _____
4. Have you, or a member of your household, used any of the following transit systems in the last 3 to 6 months?
 Personal Vehicle Fresno Area Express Clovis Transit Fresno County Rural Transit Other
5. Public transportation thrives in vital downtowns, neighborhood centers (like the Tower District) and other pedestrian-friendly centers that mix homes, stores and other businesses in close proximity.

Do you favor the revitalization of the downtowns and neighborhood centers in Fresno County communities, and the establishment of new mixed use transit centers in new growth areas?
 Yes No
6. Please list any ideas, issues or concerns you have about Public Transportation in Fresno County:

7. What community do you live in? _____
8. Do you have the use of a car?
 Yes No
9. Are you Male or Female?
 Male Female
10. Your (approximate) age is? _____
11. Your approximate household income is?
 Less than \$20,000 \$20 to \$40,000 \$40 to \$60,000 Greater than 60,000 |
12. Your primary daily activity is:
 Work School Caring for Family Retired Other (Explain) _____
13. In what community do you work or go to school (if applicable)? _____
14. How many people live in your home? _____
15. What is your home zip code & email address? _____

Must have for drawing:

Name _____ Phone Number _____

FIGURE 2



Estudio de Encuesta del la Infraestructura de Transportación Publica del Condado de Fresno

Su opinión y comentarios del existente y deseos del futuro del sistema transportación publico se valora mucho. Por favor tome unos momentos para llenar este cuestionario. Si completa esta encuesta se entregara en una rifa para que usted tenga oportunidad de ganar un certificado para un regalo de \$100 de la galeria Fashion Fair. Usted tambien puede llenar esta encuesta sobre la linea de computadora a www.fresnocog.org.

1. Usted cree que una sistema de transito publico sobre todo el condado es, o puede ser, un beneficio para la mayoría de gente viviendo en el Condado de Fresno?
? Yes ? No

2. Que es mas importante:
A) ____ Teniendo un sistema de transportación publico sobre todo el condado que sirve primeramente a a gente que no tiene otro medio de transporte?
B) ____ Teniendo un sistema de transportación publico sobre todo el condado que es un alternativo al auto para todos?
Si marco "B" usted soportaria aumentando el impuesto de las ventas para pagar por el sistema de transportación publico?
? Yes ? Yes

3. De su perspectiva, que son las tres mas importante destinaciones que el sistema de transportación publico del condado debe de servir? Donde estan estos lugares?
A. _____
B. _____
C. _____

4. Usted o un miembro de su familia a usado uno de los sistemas de transporte los ultimos 3 a 6 meses?
? Vehiculo Personal ? Fresno Area Express ? Clovis Transit
? Transito Rural Condado de Fresno ? Otro

5. Transportación publico prospera en centros y vecindades (Como el Tower District) y otros centros de peatónes que mezclan hogares, tiendas y otros negocios en proximidad.

Usted apoya la renovación de crentros y vecindades en las comunidades del Condado de Fresno, y el establecimiento de centros de transito usados nuevos mezclados en areas que estan creciendo?
? Yes ? No

6. Por favor indique sus ideas o inquietudes sobre la transportación publica del Condado de Fresno.

7. En que comunidad vive? _____

8. Usted tiene acceso a un auto?
? Yes ? No

9. Es usted mujer u hombre?
? Yes ? No

10. Su edad (aproximadamente)? _____

11. Sus ingresos de hogar son aproximadamente?
? Menos de \$20,000 ? 20 a 40,000 ? 40 a 60,000 ? Mas de 60,000

12. Su actividad primearia es?
? Trabajo ? Escuela ? Cuidando Familia ? Retirado ? Otro (Explique) _____

13. En que comunidad trabaja o asiste a la escuela (si es aplicable)? _____

14. Cuantas personas viven en su hogar? _____

15. Cual es su codigo postal y domicilio de correo electronico?

Requirido para la rifa:

Nombre _____ Teléfono _____

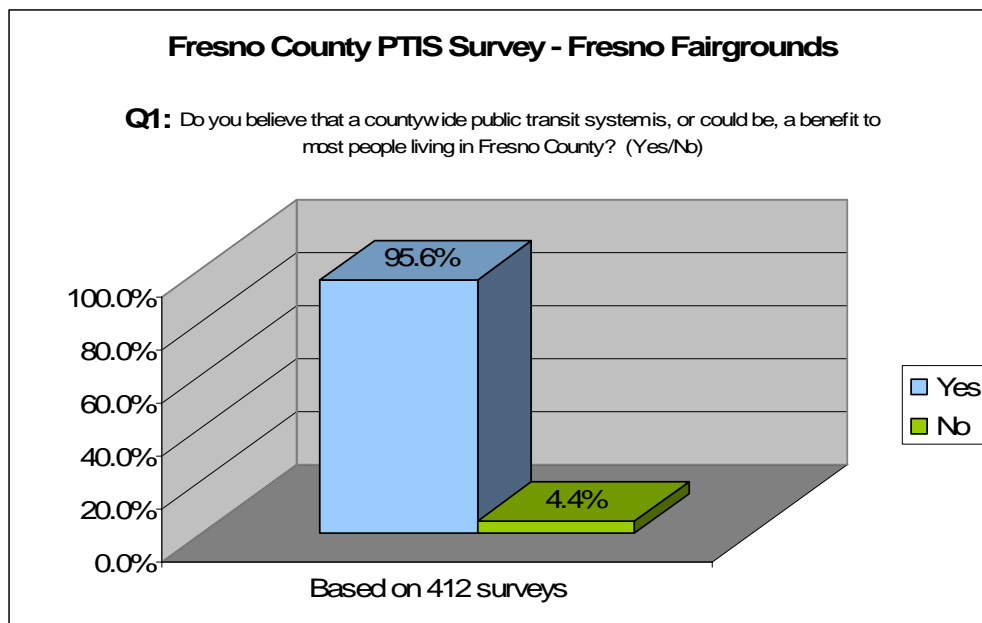
SURVEY RESULTS

The following charts and tables provide a review of the survey results from the Big Fresno Fair, the Veteran's Day Parade, and from the combination of survey results for both events.

Big Fresno Fair

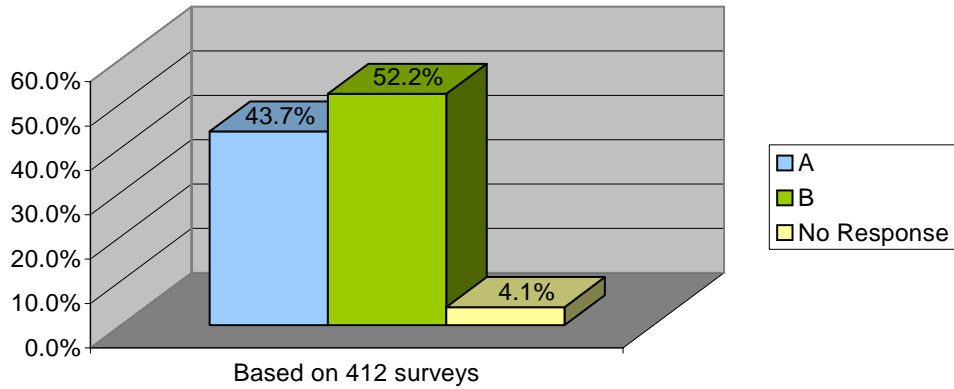
The following response results were quantified for the surveys collected at the Big Fresno Fair (duration – 2 days, 10 hours each day).

- Question 1 - A significant percentage of respondents (95.6) believe that a public transit system throughout the County will be of benefit to County residents.
- Question 2 - A majority of respondents (52.2%) also believe that the Countywide system should be an alternative to the automobile versus just for the transit dependent population.



Fresno County PTIS Survey - Fresno Fairgrounds

Q2: Which is more important: Choice (A) - Having a countywide public transit system that primarily serves those people with no other transportation options, or Choice (B) - Having a countywide public transit system that is an alternative to the auto for everyone.



- Question 3 - The number 1 destination in the County is Downtown Fresno, followed by the City of Fresno proper, the small cities within the County, schools, hospitals, and shopping malls.

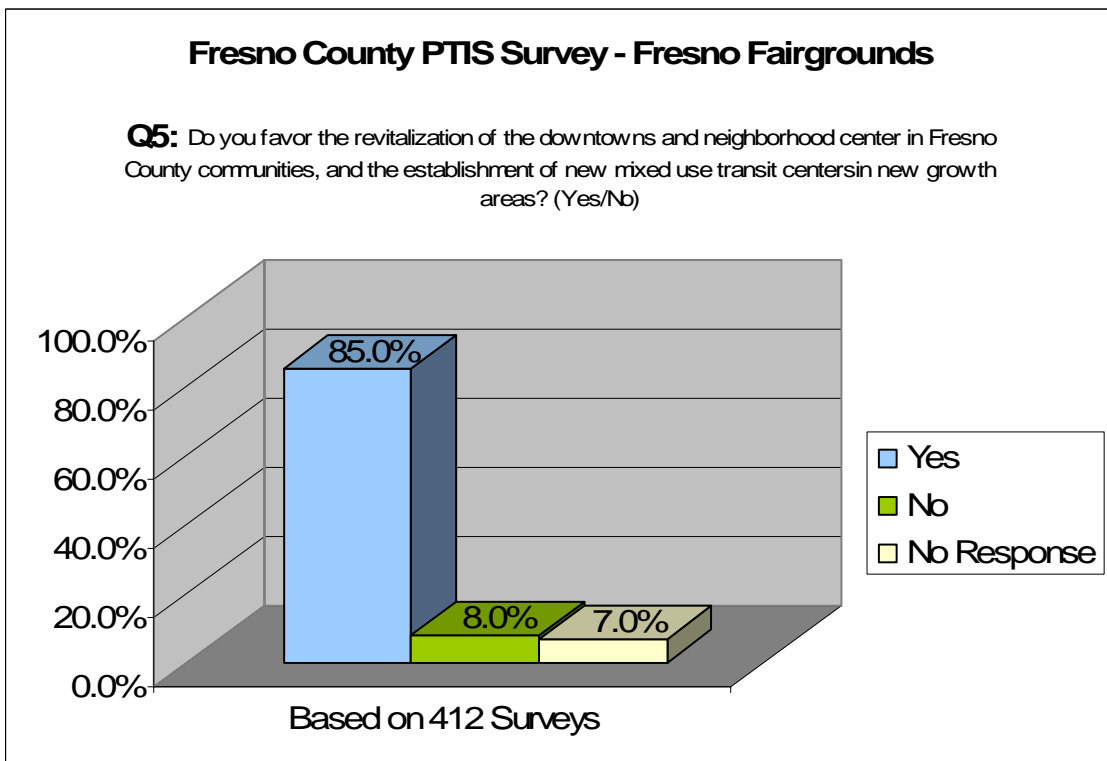
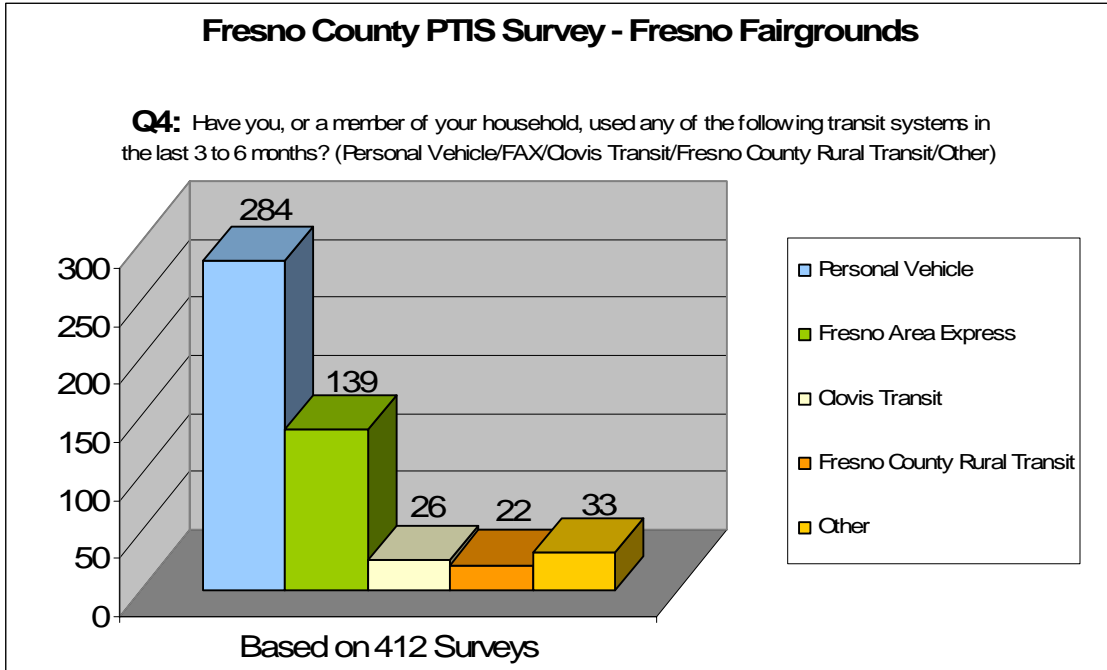
Fresno County PTIS Survey - Fresno Fairgrounds

Q3: From Your perspective, what are the three most important destination that should be served by a county-wide public transit system? Where are these places?

PLACES	# OF VOTES
DOWNTOWN FRESNO	86
OTHER	61
FRESNO	58
SMALL TOWNS IN FRESNO COUNTY	57
SCHOOLS	55
HOSPITALS	53
SHOPPING MALLS	48
SUPERMARKETS	24
CLOVIS	22
CLINICS/DOCTORS OFFICE	21
RIVER PARK	20
COLLEGES	13
TOWER DISTRICT	9
PARKS	9
LIBRARIES	7
SPORTING ARENA	7
AIRPORT	6
DMV	4
CHURCHES	3
FAIRGROUNDS	3
MOVIE THEATERS	3
SENIOR HOMES	2
ZOO	2
POST OFFICE	1
LAKES	1
FAX STATION	1
BANKS	1
YOUTH DESTINATIONS	1
FIGARDEN	1
LOW INCOME AREAS	1

BASED ON 412 SURVEYS

- Question 4 - More than 1/3 of the respondents indicated that they have used County transit systems within the past 6 months.
- Question 5 - Approximately 85% of the respondents indicated that they agree with revitalization of downtowns and neighborhoods and the concept of mixed-use transit centers in new growth areas.



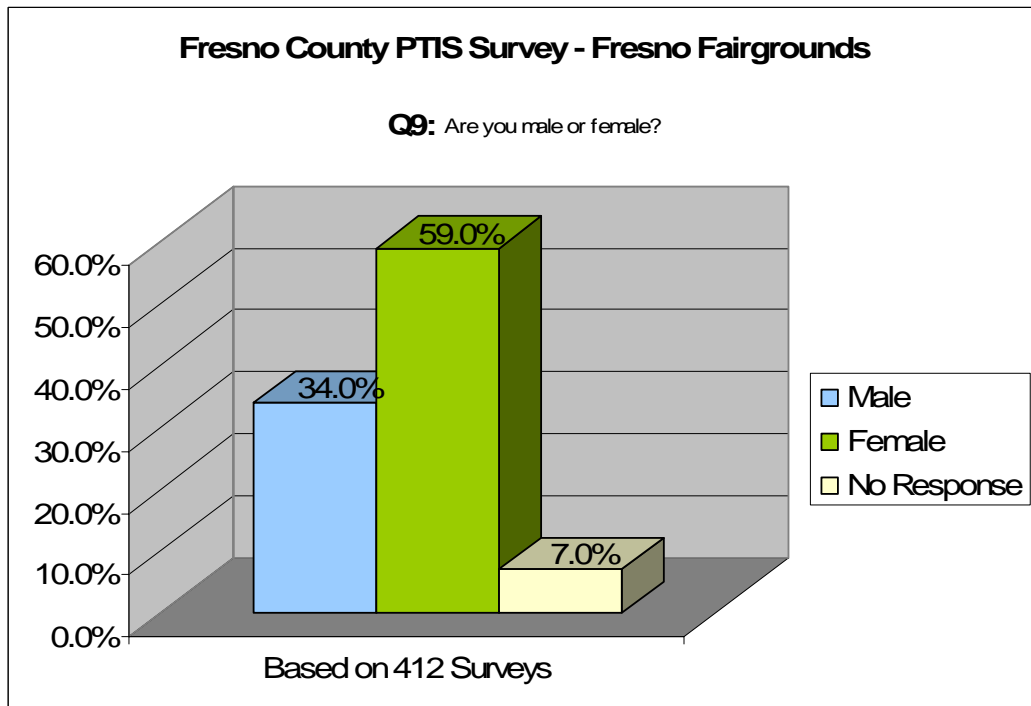
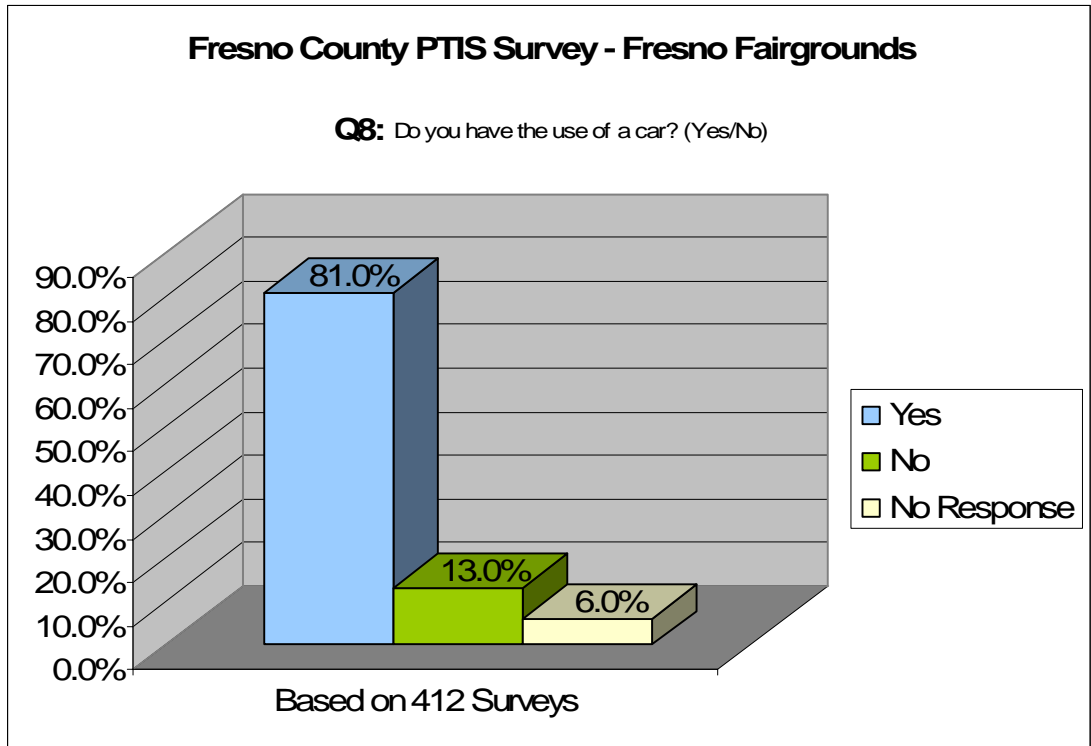
- Question 6 – 17% of the respondents agreed that safety was their highest issue or concern regarding public transit. 16% thought that 24-hour service or lack thereof was a good idea, an issue or concern. These two issues were followed by less wait time and expanded coverage, both at 14%.

Fresno County PTIS Survey	
Q6: Please list any ideas, issues, or concerns you have about Public Transportation in Fresno County	
IDEAS, ISSUES, OR CONCERNS	% of People
Safety	17.0%
24 Hour Service	16.0%
Less Wait Time	14.0%
Expanded Coverage	14.0%
More Busses and Drivers	9.0%
Air Quality	5.0%
Cleaner Busses and Stops	5.0%
Cheaper Prices	3.0%
Rail Construction	2.0%
More Busses for Seniors	2.0%
More Bike Racks	2.0%
More Busses on Weekend	2.0%
Busses for Farm Laborers	1.0%
Child Friendly Busses	1.0%
Busses Stop Clear of Traffic Lane	1.0%
More Handicap Accessibility	1.0%
More Rural Area Transit	1.0%
More Vans and Shutles	1.0%
Synchronizing Stop Lights	1.0%
BASED ON 412 SURVEYS	

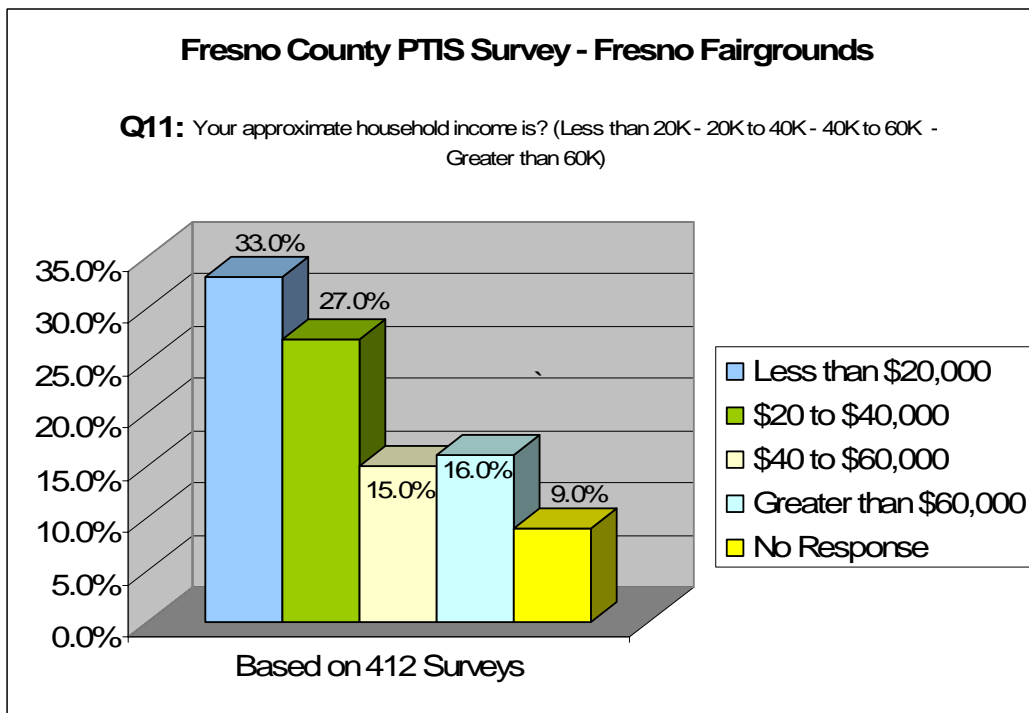
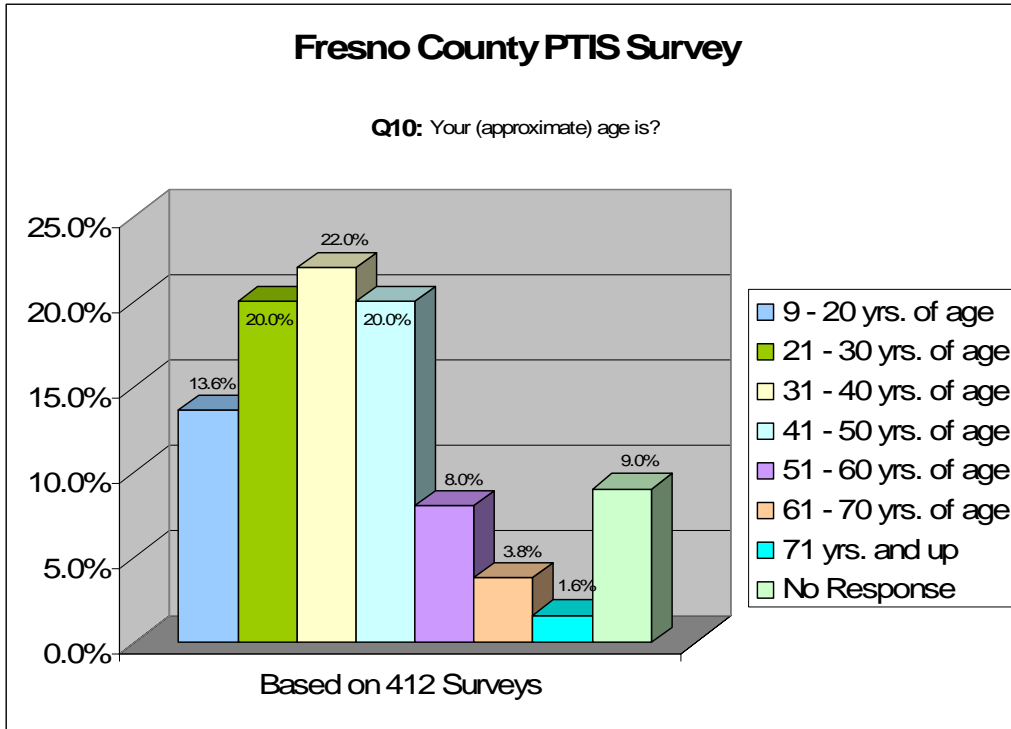
- Question 7 – As shown in the following table, 56% of the respondents reside within the City of Fresno and another 7% in the City of Clovis. The respondents' results are consistent with the population percentage found within the County by community and visitors to the County from other Central Valley communities.

Fresno County PTIS Survey - Fresno Fairgrounds	
Q7: What community do you live in?	
COMMUNITY	% of People
Fresno	56.0%
No Response	16.0%
Clovis	7.0%
Reedley	3.0%
Sanger	3.0%
Selma	3.0%
Fowler	2.0%
Kingsburg	1.0%
Madera	0.9%
Parlier	0.9%
Hanford	0.7%
Riverdale	0.7%
Tulare	0.7%
Dinuba	0.5%
Kerman	0.5%
Madera Ranchos	0.5%
Calwa	0.2%
Caruthers	0.2%
Coalinga	0.2%
Coarsegold	0.2%
Cutler	0.2%
Delano	0.2%
Los Banos	0.2%
Madera County	0.2%
Malaga	0.2%
Mira Monte	0.2%
North Fresno	0.2%
Oakhurst	0.2%
Pinedale	0.2%
Rasin City	0.2%
Traver	0.2%
BASED ON 412 SURVEYS	

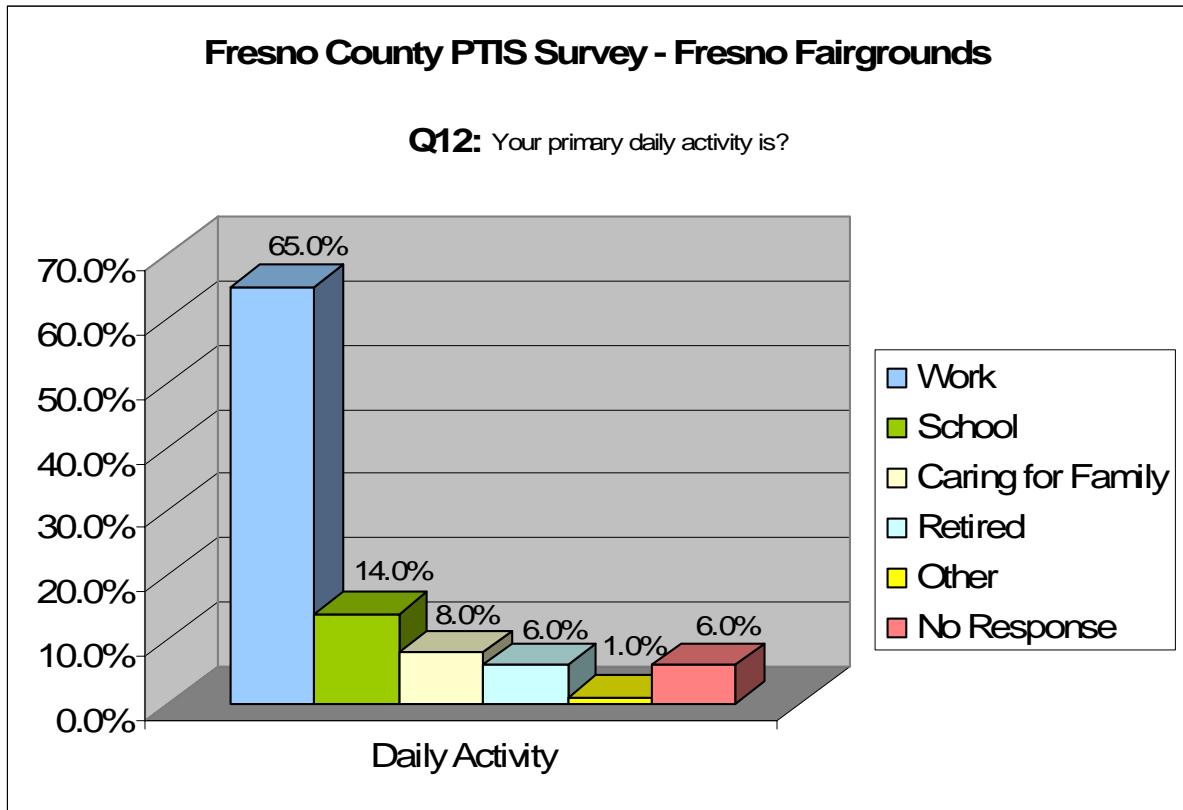
- Question 8 – 81% have the use of a car for vehicle trips, while 13% of the respondents do not.
- Question 9 – Almost 60% of the respondents are female. While this may have been the case in terms of those who filled out the survey, the majority of those attending the Fair were families, and the wives tended to fill out the survey forms.



- Question 10 – A majority of the respondents were between the ages of 21 and 50, with the highest percentage age group being 31 to 40 years.
- Question 11 – Approximately 60% of the respondents have incomes less than \$40,000.



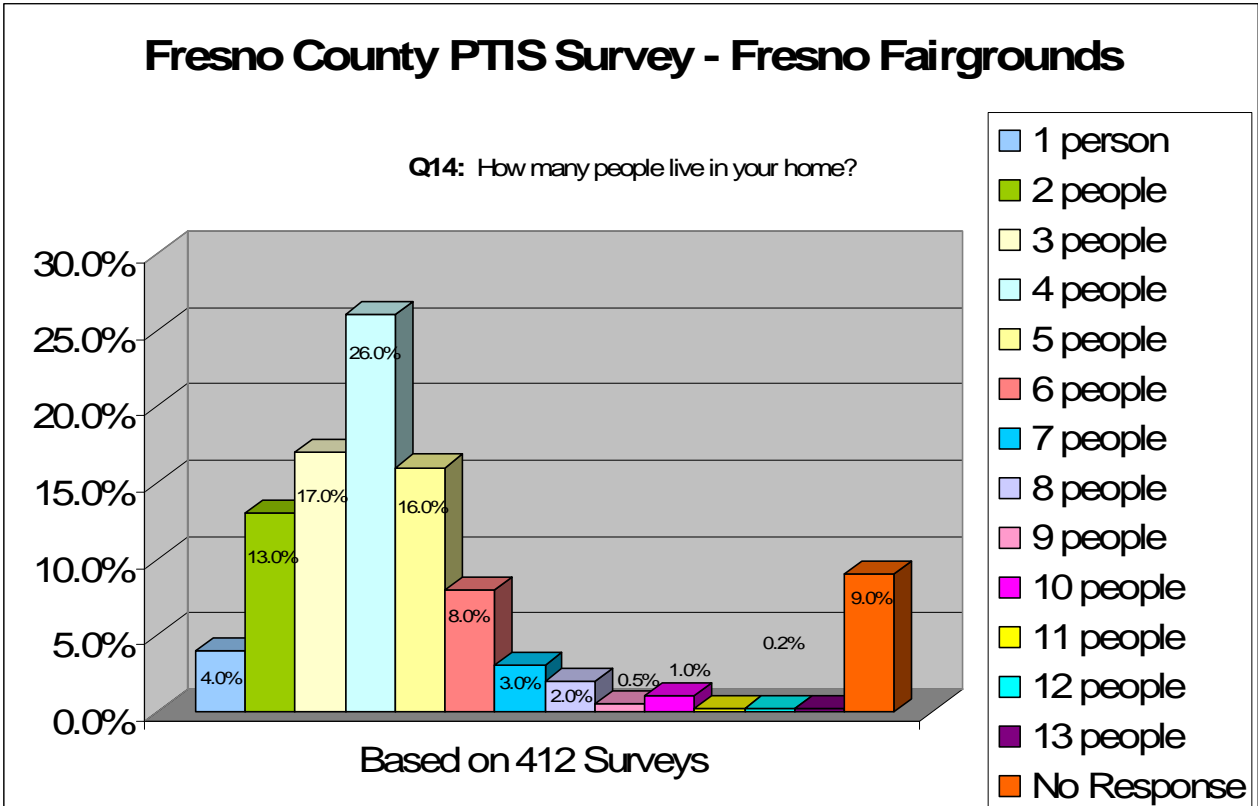
- Question 12 – A majority of the respondents (65%) indicated that their primary daily activity was work followed by going to school (14%).



- Question 13 – 48% of the respondents work or go to school in Fresno, with another 6% in Clovis. Again, the responses are consistent with the percentage of workers and students found in each city and community throughout the County and beyond.

Fresno County PTIS Survey - Fresno Fairgrounds	
Q13: In what community do you work or go to school (if applicable)?	
COMMUNITY	% of People
Fresno	48.0%
No Response	35.0%
Clovis	6.0%
Reedley	2.0%
Selma	2.0%
Sanger	1.0%
Fowler	0.7%
Chowchilla	0.5%
Kerman	0.5%
Kingsburg	0.5%
Madera	0.5%
Oakhurst	0.5%
Coarsegold	0.2%
Cutler	0.2%
Delano	0.2%
Dunlap	0.2%
Kings County	0.2%
Madera County	0.2%
North Fork	0.2%
Parlier	0.2%
San Diego	0.2%
Traver	0.2%
Tulare	0.2%
Visalia	0.2%
BASED ON 412 SURVEYS	

- Question 14 – The majority of the respondents reside in homes with 3 other residents, and the majority of all respondents reside with at least 2, 3 or 4 other persons.



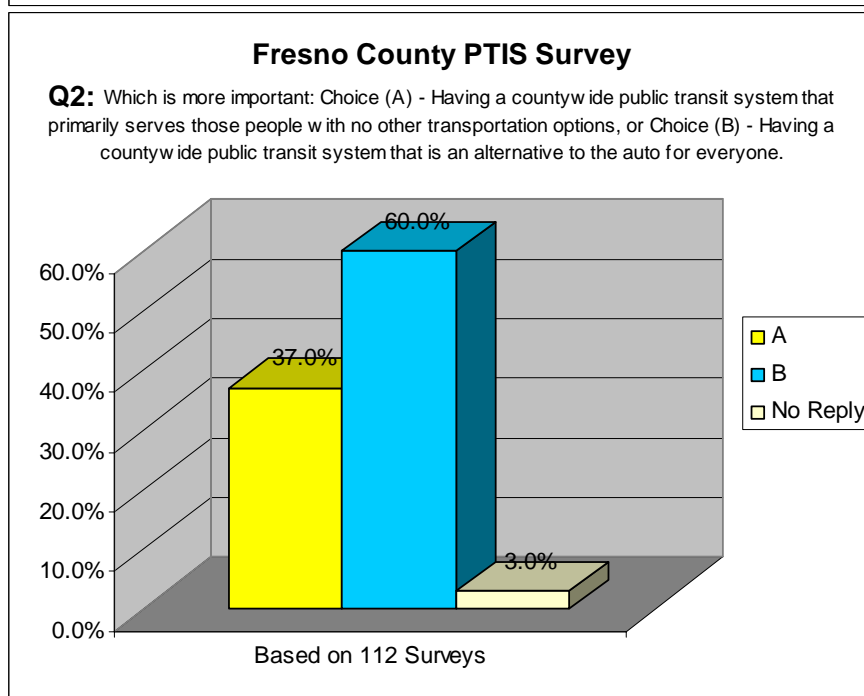
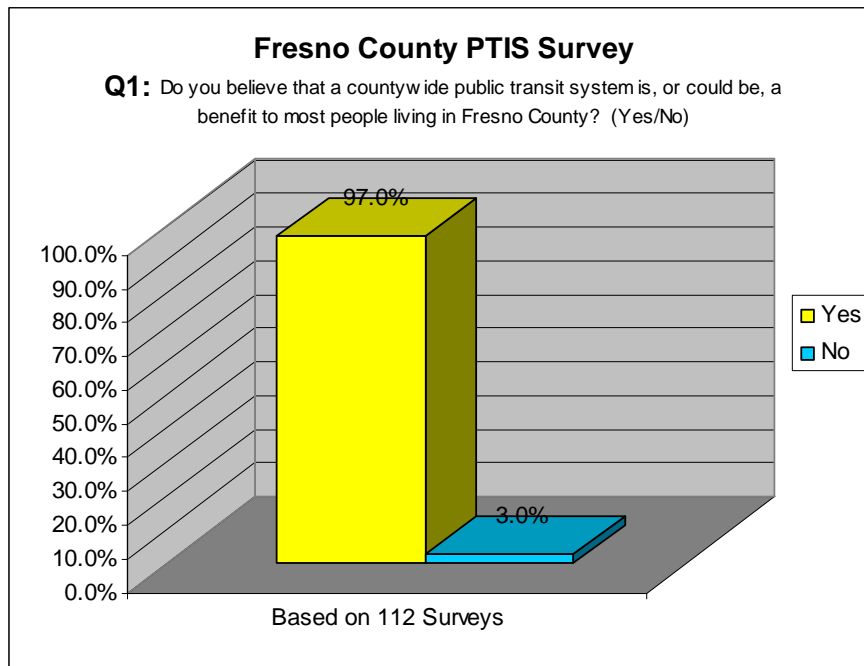
- Question 15 – Approximately 24% of the respondents reside within zip codes 93727, 93702, 93704, and 93706 or in the City of Fresno, with the highest response in zip code 93727 or Southeast Fresno.

Fresno County PTIS Survey - Fresno Fairgrounds			
Q15: What is your home zip code?			
ZIP CODE	% of People	ZIP CODE	% of People
No Response	14.0%	93560	0.5%
93727	7.0%	93628	0.5%
93702	6.0%	93647	0.5%
93704	6.0%	93673	0.5%
93706	6.0%	93712	0.5%
93722	6.0%	39480	0.2%
93703	4.0%	92635	0.2%
93726	4.0%	93215	0.2%
93611	3.0%	93245	0.2%
93654	3.0%	93609	0.2%
93657	3.0%	93610	0.2%
93662	3.0%	93614	0.2%
93710	3.0%	93624	0.2%
93720	3.0%	93641	0.2%
93725	3.0%	93643	0.2%
93612	2.0%	93664	0.2%
93625	2.0%	93667	0.2%
93705	2.0%	93687	0.2%
93711	2.0%	93721	0.2%
93728	2.0%	93723	0.2%
93618	1.0%	93736	0.2%
93701	1.0%	93744	0.2%
93619	0.7%	93755	0.2%
93630	0.7%	93775	0.2%
93631	0.7%	93790	0.2%
93648	0.7%	93901	0.2%
93650	0.7%	95206	0.2%
93656	0.7%	95309	0.2%
93210	0.5%	95332	0.2%
93230	0.5%	93638	0.1%
BASED ON 412 SURVEYS			

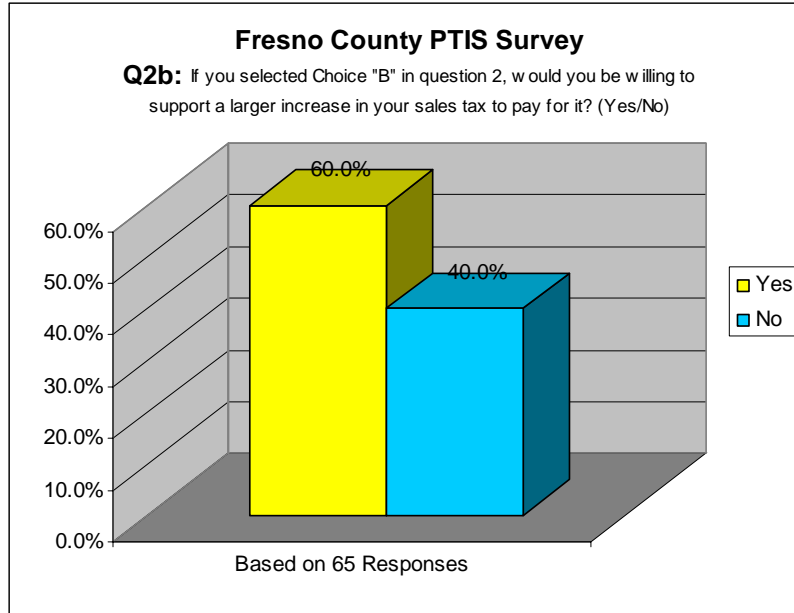
◆ Veteran's Day Parade

The following response results were quantified for the surveys collected at the Veteran's Day Parade (Duration – 4 Hours).

- Question 1 - A significant percentage of respondents (97%) believe that a public transit system throughout the County will be of benefit to County residents.
- Question 2 - A majority of respondents also believe that the Countywide system should be an alternative to the automobile versus just for the transit dependent population.



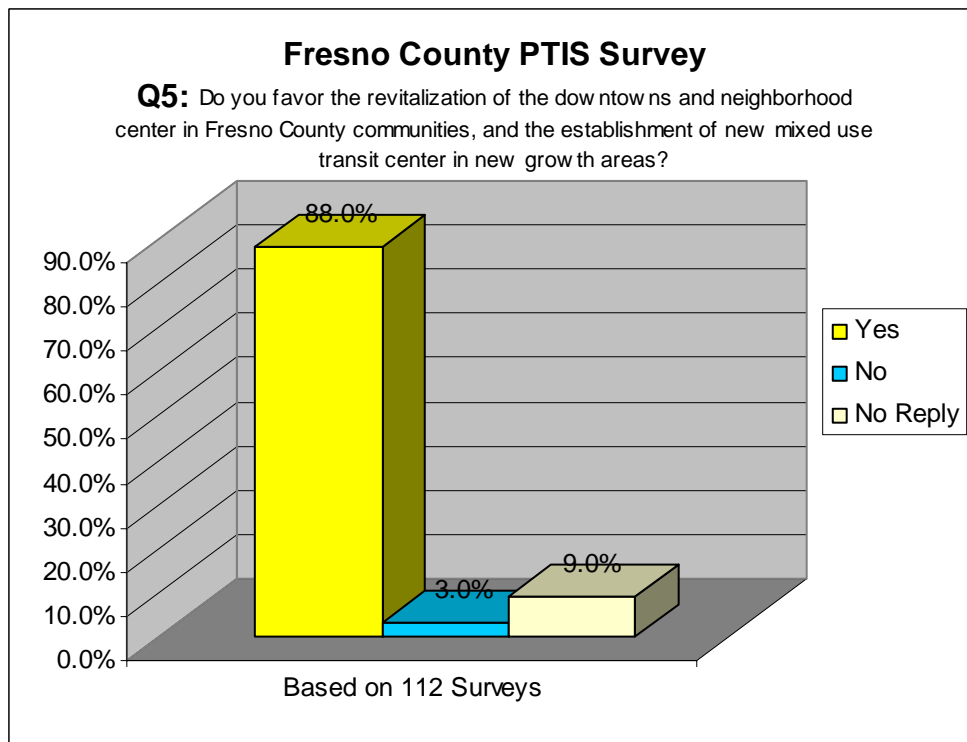
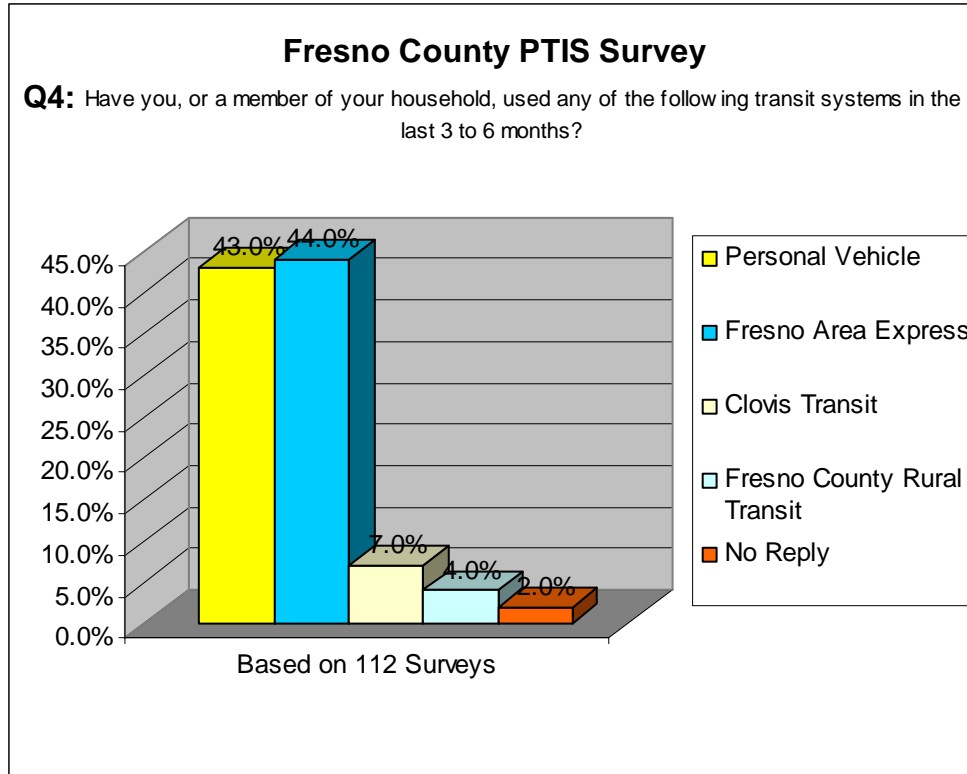
- Question 2a – 60% of those that responded in Question 2, indicating their desire for a transit system that is an alternative to the automobile, also responded that they would be willing to increase their sales tax to pay for the system.



- Question 3 - The number 1 destination in the County is shopping malls, followed by the small cities within the County, schools, and hospitals.

Fresno County PTIS Survey - Veteran's Day Parade	
Q3: From Your perspective, what are the three most important destination that should be served by a county-wide public transit system? Where are these places?	
PLACES	# OF VOTES
OTHER	61
SHOPPING MALLS	25
SMALL TOWNS IN FRESNO COUNTY	21
SCHOOLS	18
HOSPITALS	14
FRESNO	9
DOWNTOWN FRESNO	8
CLINICS/DOCTORS OFFICE	7
CLOVIS	6
MOVIE THEATERS	3
LIBRARIES	2
AIRPORT	2
FAIRGROUNDS	2
BANKS	1
LAKES	1
PARKS	1
RIVER PARK	1
BASED ON 112 SURVEYS	

- Question 4 - More than half of the respondents indicated that they have used County transit systems within the past 6 months.
- Question 5 - Approximately 80% of the respondents indicated that they agree with revitalization of downtowns and neighborhoods and the concept of mixed-use transit centers in new growth areas.

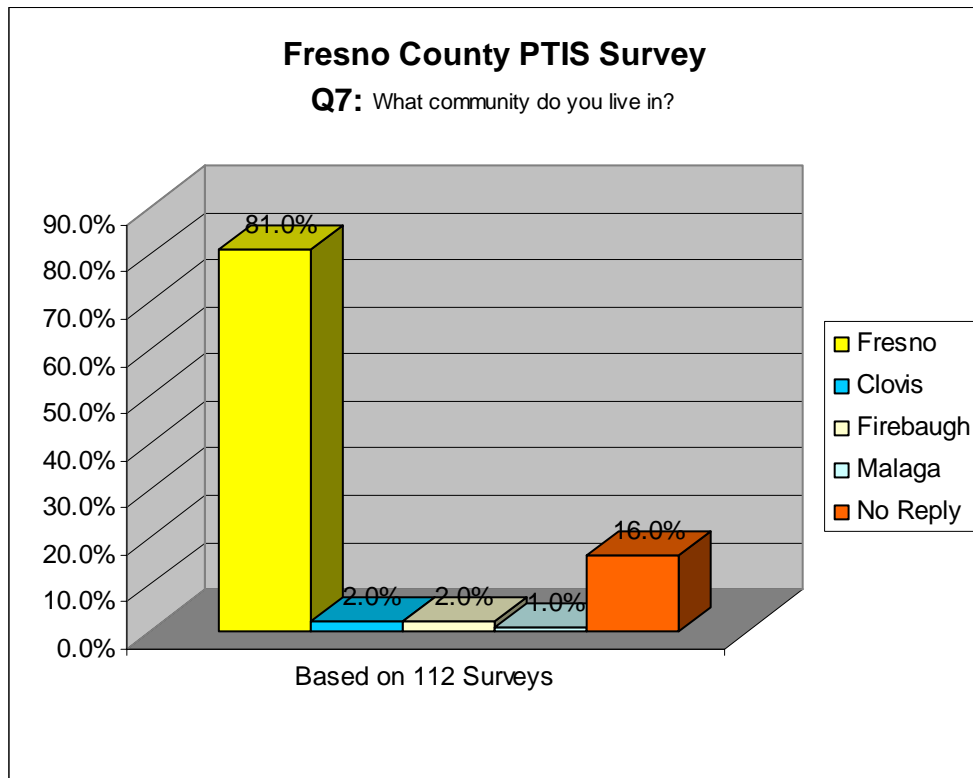


- Question 6 – 21% of the respondents agreed that 24-hour service and expanded coverage were their highest issue or concern regarding public transit. 14% thought that more buses and drivers was a good idea, an issue or concern. These issues were followed by cleaner buses and stops, more buses on the weekends, and safety (12%, 11%, and 11%, respectively).

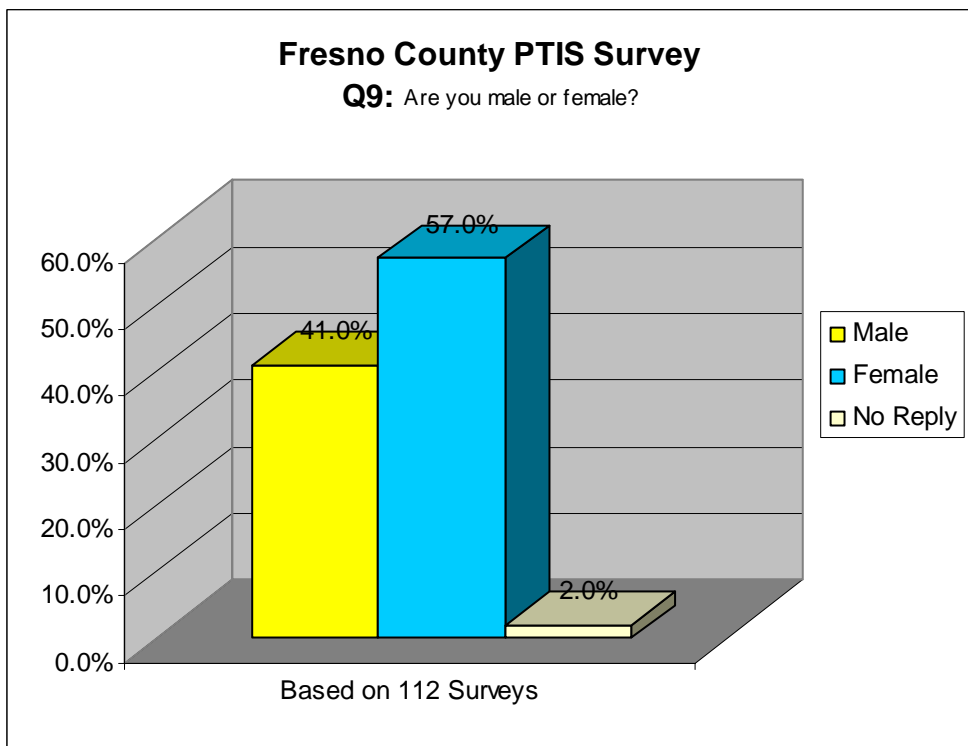
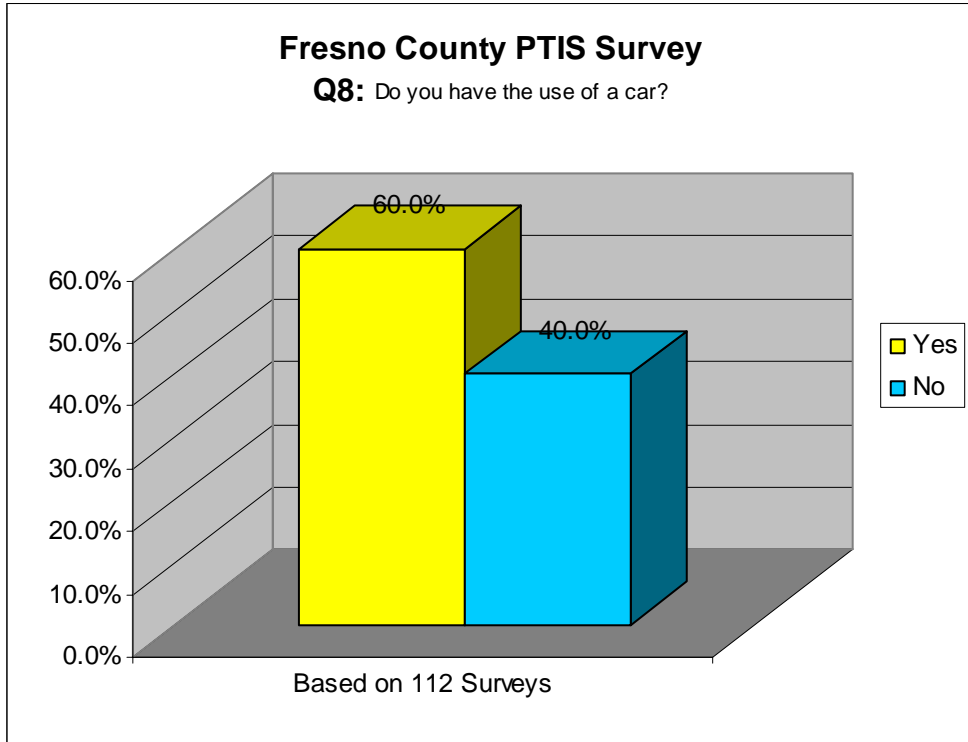
Fresno County PTIS Survey - Veteran's Day Parade	
Q6: Please list any ideas, issues, or concerns you have about Public Transportation in Fresno County	
IDEAS, ISSUES, OR CONCERNS	% of People
24 Hour Service	21.0%
Expanded Coverage	21.0%
More Busses and Drivers	14.0%
Cleaner Busses and Stops	12.0%
More Busses on Weekend	11.0%
Safety	11.0%
Air Quality	4.0%
Cheaper Prices	4.0%
Rail Construction	2.0%
BASED ON 112 SURVEYS	

- Question 7 –As shown in the following table, 81% of the respondents reside within the City of Fresno and another 2% within the City of Clovis. The respondents' results are not consistent with the population percentage found within the County by community, indicating that the respondents primarily resided within the City of Fresno. This is indicative of the fact that the event was located in Downtown Fresno and a smaller venue than the Fresno Fair.

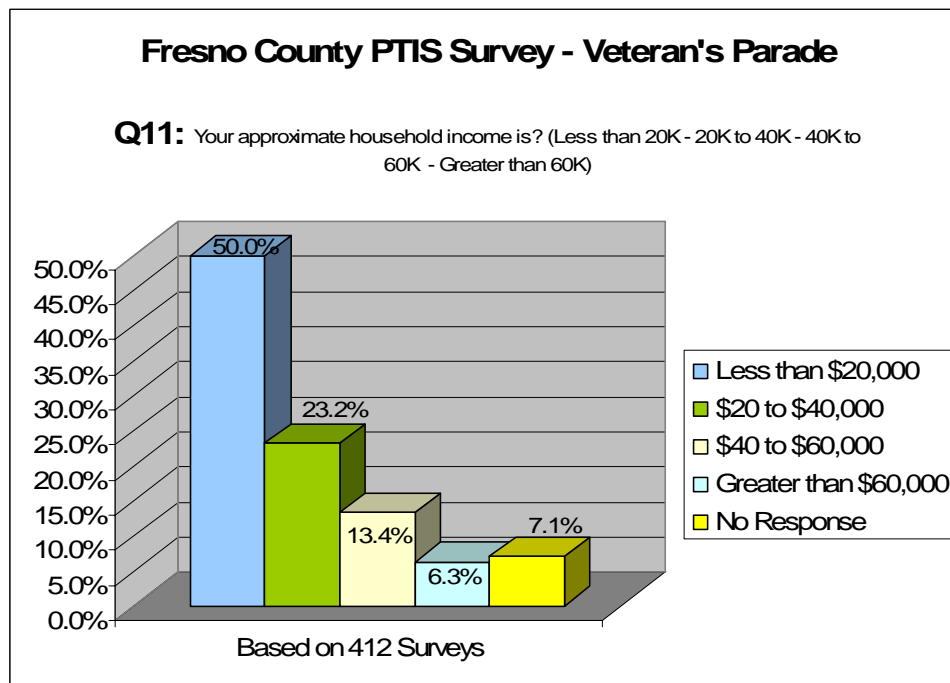
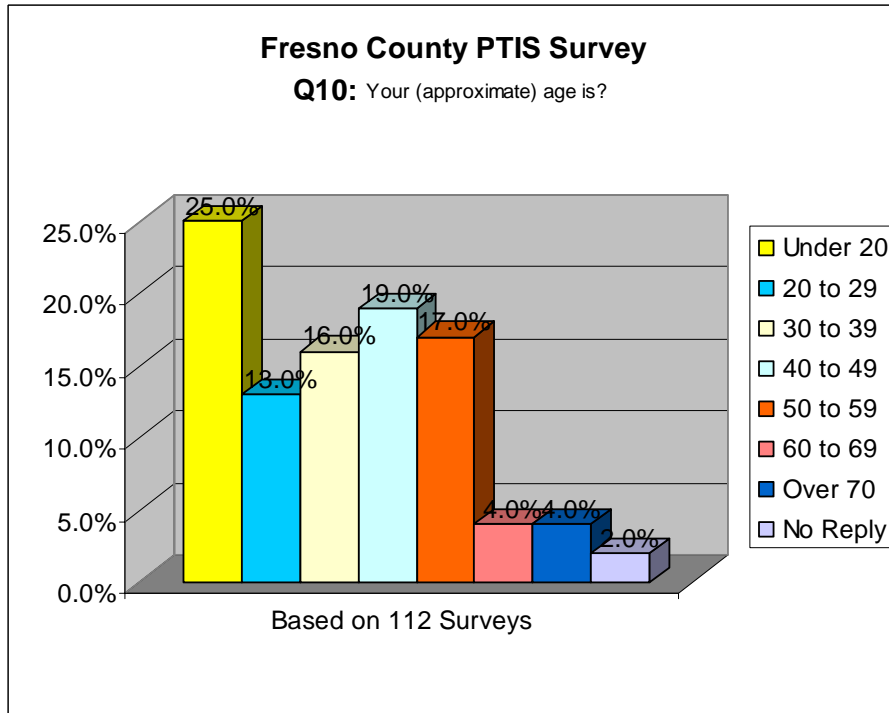
Fresno County PTIS Survey - Veteran's Day Parade	
Q7: What community do you live in?	
COMMUNITY	% of People
Fresno	81.0%
No Response	14.0%
Clovis	2.0%
Firebaugh	2.0%
Malaga	1.0%
BASED ON 112 SURVEYS	



- Questions 8 – 60% have the use of a car for vehicle trips, while 40% of the respondents do not. This is significant compared to the results of the Fair event and may be indicative of the attraction of a higher percentage of lower income residents to the Veteran’s Day Parade.
- Question 9 – Almost 60% of the respondents are female. While this may have been the case in terms of those who filled out the survey, the majority of those attending the Parade were families, and the wives tended to fill out the survey forms.

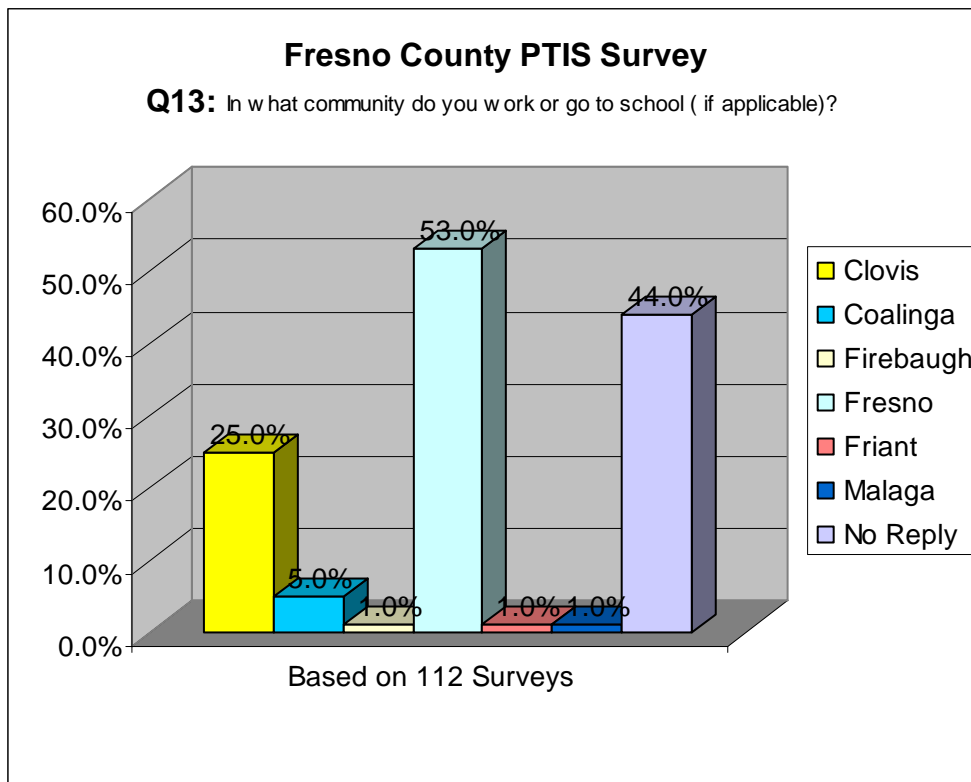


- Question 10 – The highest percentage age group was under 20 years of age (25%), and the majority of the respondents were less than 39 years old. The reason for the high percentage in the under 20-age group is likely due to the attractiveness of the parade to younger individuals.
- Question 11 – Approximately 73% of the respondents have incomes less than \$40,000.

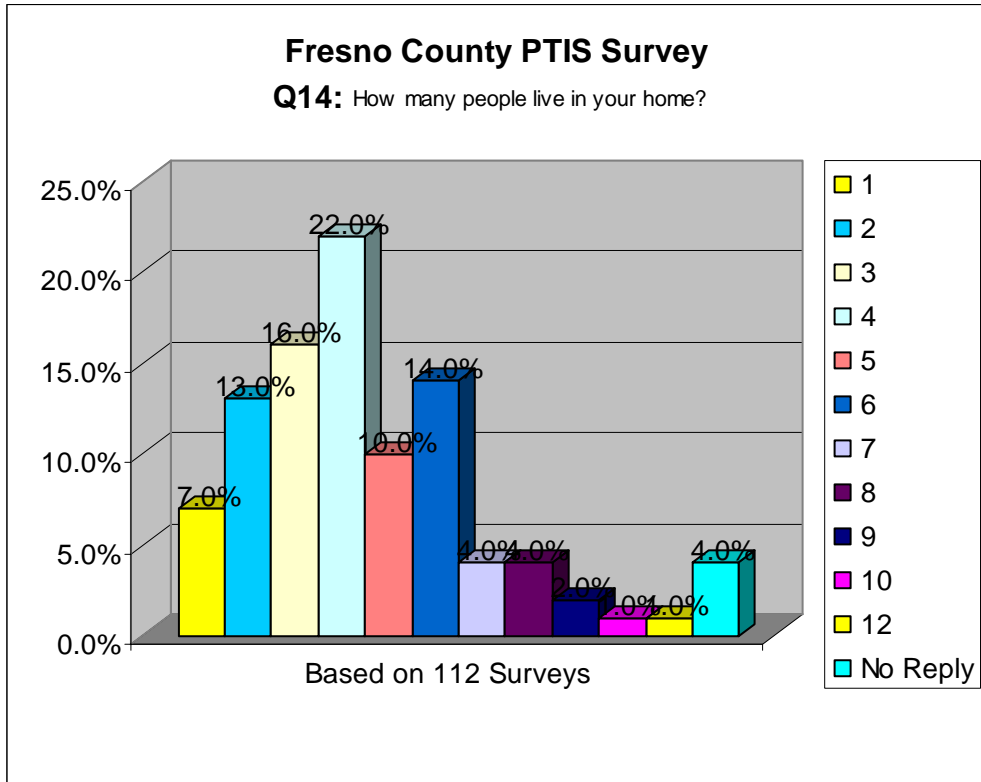


Question 13 – 47% of the respondents work or go to school in Fresno, with another 5% in Clovis. These responses are consistent with the percentage of workers and students found in each city and community throughout the County.

Fresno County PTIS Survey - Veteran's Day Parade	
Q13: In what community do you work or go to school (if applicable)?	
COMMUNITY	% of People
Fresno	47.0%
No Response	44.0%
Clovis	5.0%
Coalinga	1.0%
Firebaugh	1.0%
Friant	1.0%
Malaga	1.0%
BASED ON 112 SURVEYS	



- Question 14 – A majority of the respondents reside in homes with 3 other residents and a majority of all respondents reside with at least 1, 2, or 3 other persons. This result is lower (persons per home) than results from respondents who were surveyed at the Big Fresno Fair.



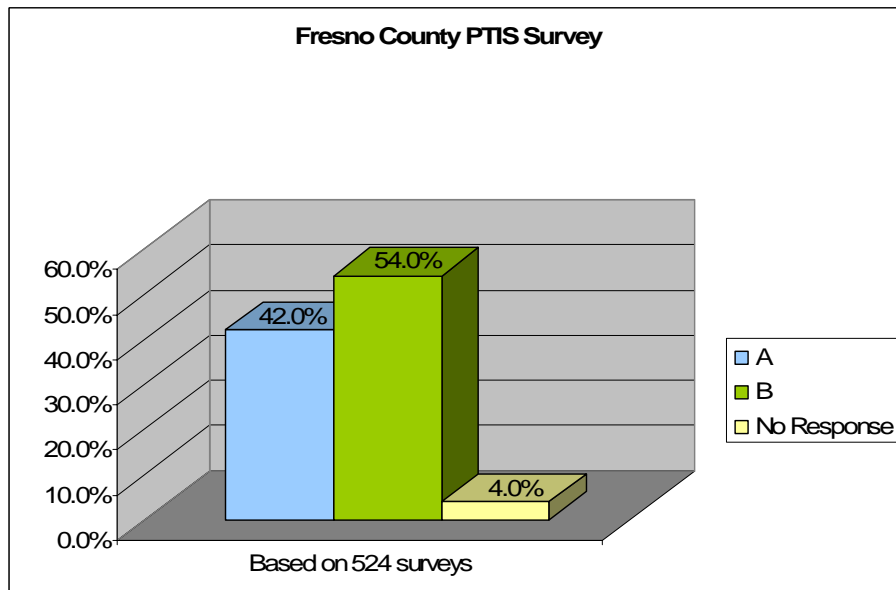
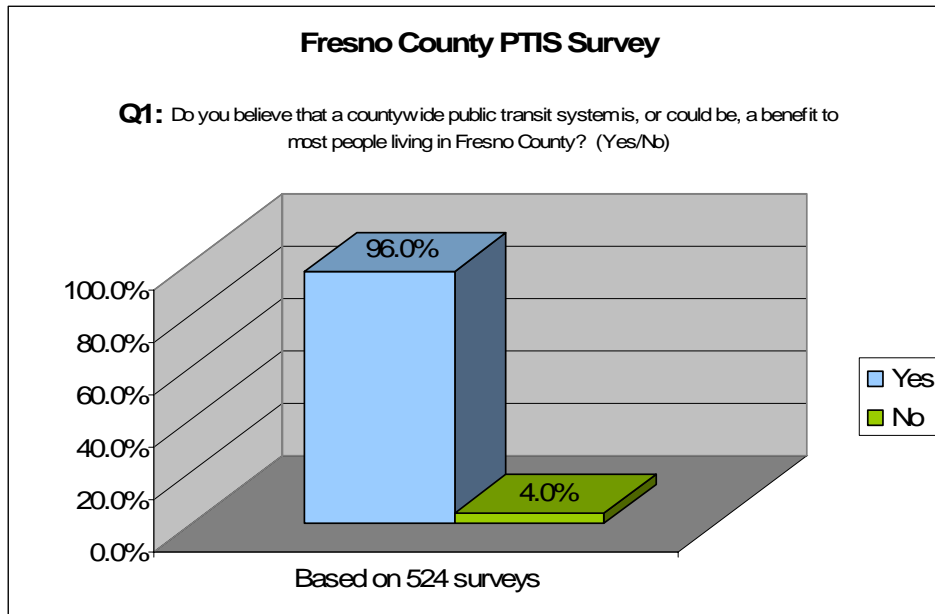
- Question 15 – Approximately 69% of the respondents reside within zip codes 93702, 93722, 93727, and 93726, 93705, and 93728 or in the City of Fresno, with the highest response in zip code 93702 or east of Downtown Fresno.

Fresno County PTIS Survey - Veteran's Day Parade	
Q15: What is your home zip code?	
ZIP CODE	% of People
93702	15.0%
93722	13.0%
No Response	13.0%
93727	10.0%
93726	9.0%
93705	9.0%
93728	9.0%
93703	4.0%
93701	4.0%
93706	3.0%
93622	2.0%
93650	2.0%
93721	2.0%
93704	1.0%
93710	1.0%
93707	1.0%
93612	1.0%
93711	1.0%
93619	1.0%
93723	1.0%
BASED ON 112 SURVEYS	

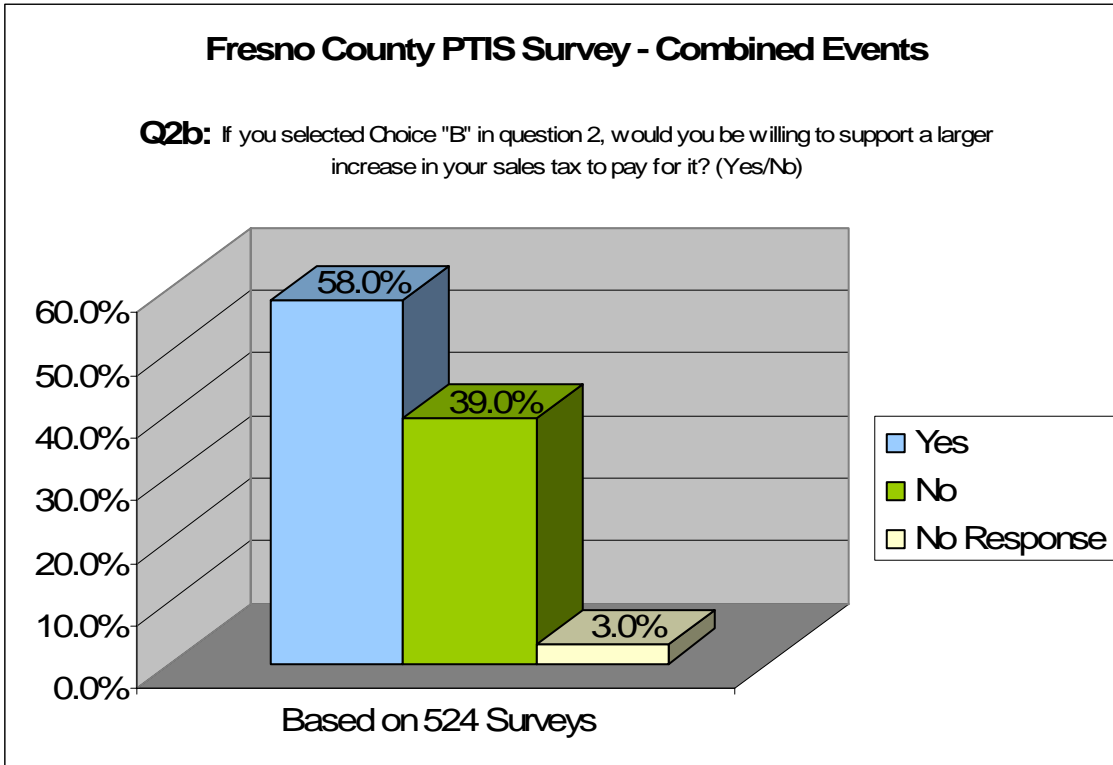
◆ **Big Fresno Fair and Veteran’s Day Parade Combined**

The following response results were quantified for the surveys collected at both the Big Fresno Fair (duration – 2 days, 10 hours each day) and the Veteran’s Day Parade (duration – 4 hours).

- Question 1 - A significant percentage of respondents (96%) believe that a public transit system throughout the County will be of benefit to County residents. This is consistent with results of both the events.
- Question 2 - A majority of respondents (54%) also believe that the Countywide system should be an alternative to the automobile versus just for the transit dependent population. This percentage is higher than for the Fairgrounds event, but 6% lower than for the Parade event.



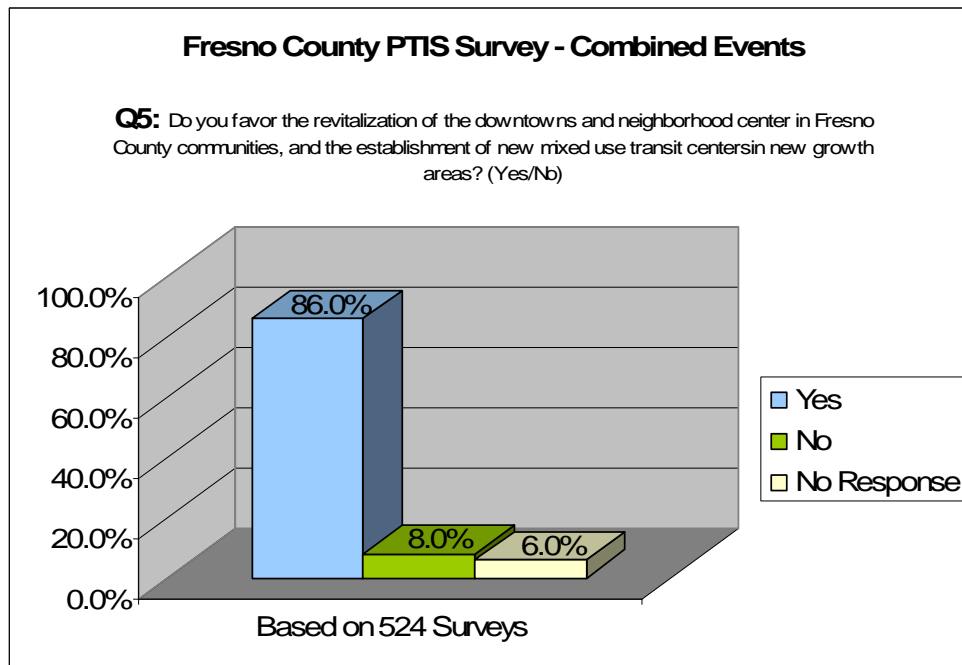
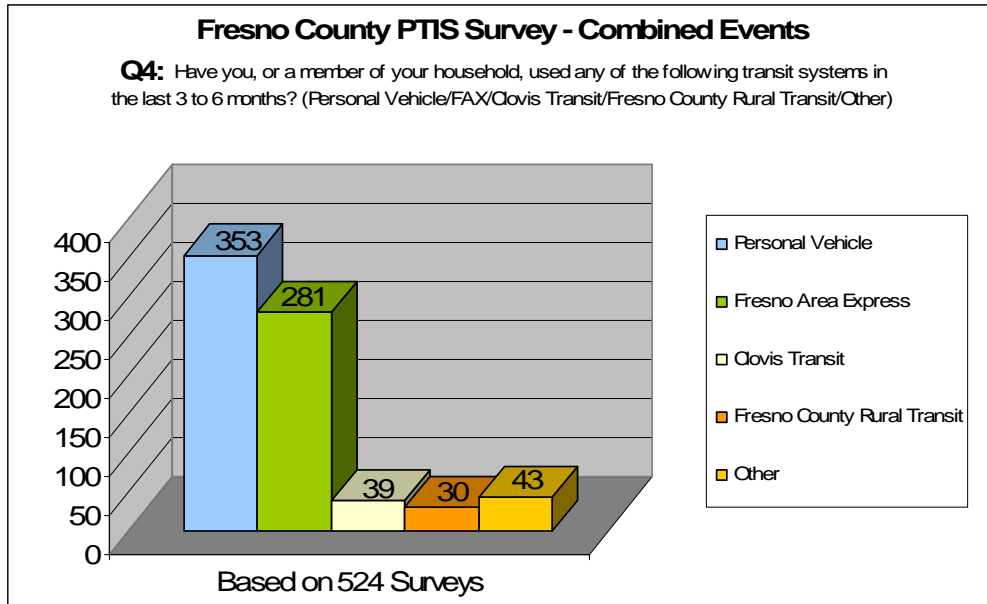
- Question 2a – 58% of those that responded in Question 2, indicating their desire for a transit system that is an alternative to the automobile, also responded that they would be willing to increase their sales tax to pay for the system. This response is slightly lower than the response from the Parade event.



- Question 3 - The number 1 destination in the County is Downtown Fresno, followed by the small cities within the County, schools, shopping malls, City of Fresno proper, and hospitals. The responses were very similar compared to results of the two separate surveys.

Fresno County PTIS Survey - Combined Events	
Q3: From Your perspective, what are the three most important destination that should be served by a county-wide public transit system? Where are these places?	
PLACES	# OF VOTES
OTHER	122
DOWNTOWN FRESNO	94
SMALL TOWNS IN FRESNO COUNTY	78
SCHOOLS	73
SHOPPING MALLS	73
FRESNO	67
HOSPITALS	67
CLOVIS	28
CLINICS/DOCTORS OFFICE	28
SUPERMARKETS	24
RIVER PARK	21
COLLEGES	13
PARKS	10
TOWER DISTRICT	9
LIBRARIES	9
AIRPORT	8
SPORTING ARENA	7
MOVIE THEATERS	6
FAIRGROUNDS	5
DMV	4
CHURCHES	3
SENIOR HOMES	2
ZOO	2
LAKES	2
BANKS	2
POST OFFICE	1
FAX STATION	1
YOUTH DESTINATIONS	1
FIGARDEN	1
LOW INCOME AREAS	1
BASED ON 524 SURVEYS	

- Question 4 - More than 1/2 of the respondents indicated that they have used County transit systems within the past 6 months. This response is higher than for the Parade and Fairgrounds events.
- Question 5 - Approximately 86% of the respondents indicated that they agree with revitalization of downtowns and neighborhoods and the concept of mixed-use transit centers in new growth areas. This response is consistent with the results of the separate surveys.



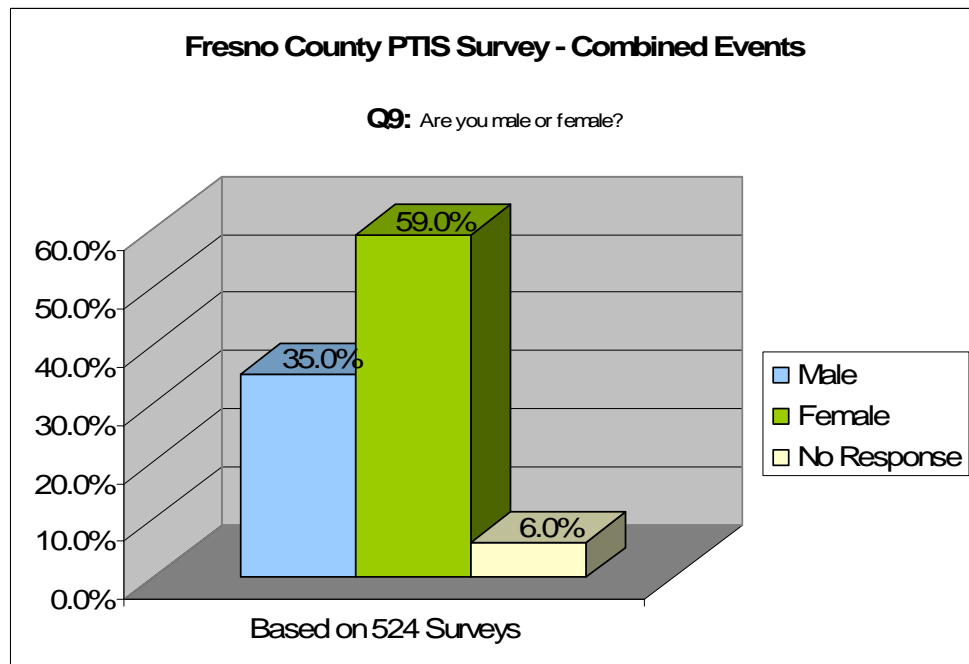
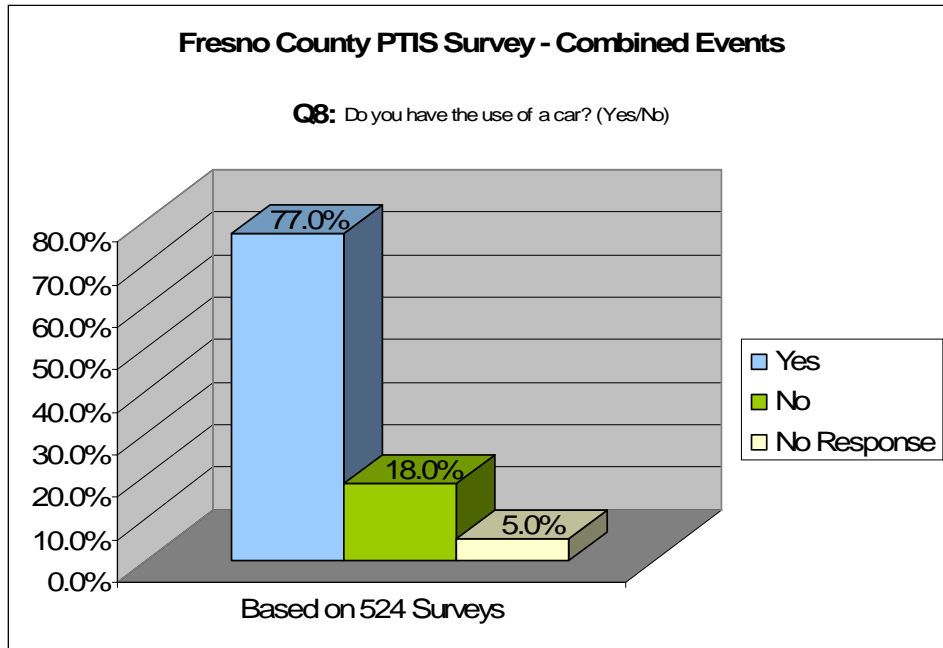
- Question 6 – 17.2% of the respondents agreed that 24-hour service was their highest issue or concern regarding public transit. 16.6% thought that safety or lack thereof was a good idea, an issue or concern. These two issues were followed by expanded coverage and wait time (16.6% and 11.1%). These issues were the same top issues expressed during the separate surveys.

Fresno County PTIS Survey - Combined Events	
Q6: Please list any ideas, issues, or concerns you have about Public Transportation in Fresno County	
IDEAS, ISSUES, OR CONCERNS	% of People
24 Hour Service	17.2%
Safety	15.6%
Expanded Coverage	15.6%
Less Wait Time	11.1%
More Busses and Drivers	10.1%
Cleaner Busses and Stops	6.5%
Air Quality	4.8%
More Busses on Weekend	3.8%
Cheaper Prices	3.1%
Rail Construction	2.0%
More Busses for Seniors	1.5%
More Bike Racks	1.5%
Busses for Farm Laborers	0.8%
Child Friendly Busses	0.8%
Busses Stop Clear of Traffic Lane	0.8%
More Handicap Accessibility	0.8%
More Rural Area Transit	0.8%
More Vans and Shutles	0.8%
Synchronized Stop Lights	0.8%
BASED ON 524 SURVEYS	

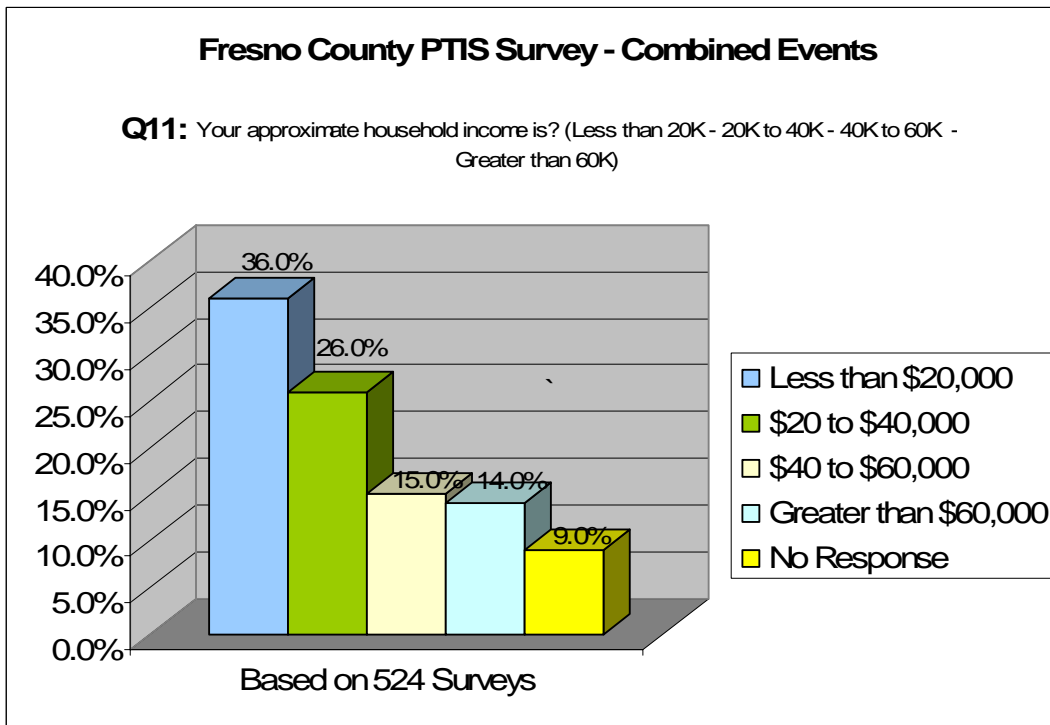
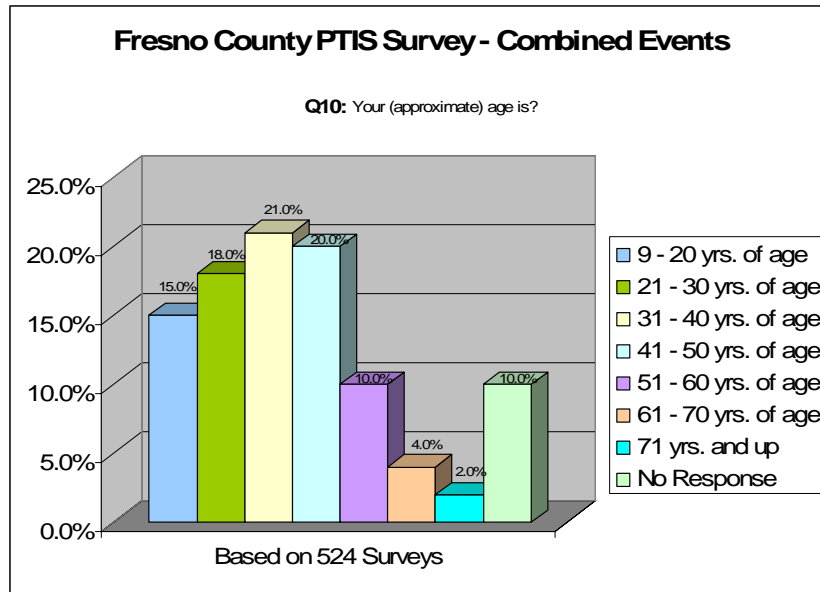
- Question 7 –As shown in the following table, 61.5% of the respondents reside within the City of Fresno and another 5.9% in the City of Clovis. The respondents' results are consistent with the population percentage found within the County by community and visitors to the County from other Central Valley communities, as well as the Fairgrounds survey. The results are different for the Parade survey as pointed out in that section of this report.

Fresno County PTIS Survey - Combined Events	
Q7: What community do you live in?	
COMMUNITY	% of People
Fresno	61.5%
No Response	15.6%
Clovis	5.9%
Reedley	2.3%
Sanger	2.3%
Selma	2.3%
Fowler	1.5%
Kingsburg	0.8%
Madera	0.8%
Parlier	0.8%
Hanford	0.6%
Riverdale	0.6%
Tulare	0.6%
Dinuba	0.4%
Kerman	0.4%
Madera Ranchos	0.4%
Malaga	0.4%
Firebaugh	0.4%
Calwa	0.2%
Caruthers	0.2%
Coalinga	0.2%
Coarsegold	0.2%
Cutler	0.2%
Delano	0.2%
Los Banos	0.2%
Madera County	0.2%
Mira Monte	0.2%
North Fresno	0.2%
Oakhurst	0.2%
Pinedale	0.2%
Rasin City	0.2%
Traver	0.2%
BASED ON 524 SURVEYS	

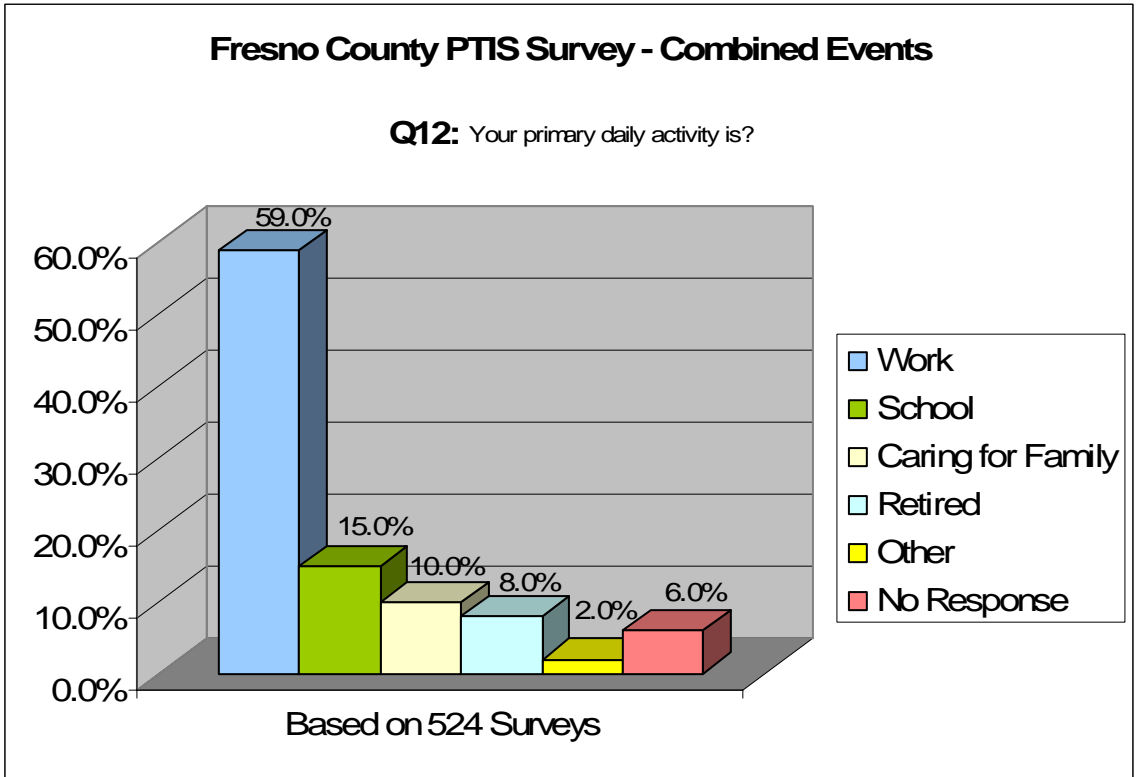
- Question 8 – 77% have the use of a car for vehicle trips, while 18% of the respondents do not. This is consistent with results of the Fairgrounds survey but vastly different from the results for the Parade survey for reasons noted in that section of this report.
- Question 9 – Almost 59% of the respondents are female. While this may have been the case in terms of those who filled out the survey, the majority of those attending the Fair were families, and the wives tended to fill out the survey forms. The response is consistent with the two separate surveys.



- Question 10 – The majority of the respondents were between the ages of 21 and 50, with the highest percentage age group being 31 to 40 years. This is consistent with the results of the Fairgrounds survey. The results of the Parade survey indicated a high percentage in the under 20-age group.
- Question 11 – Approximately 62% of the respondents have incomes less than \$40,000. This result is not consistent with the results of the Veteran’s Parade survey (73%), but is close to the percentage for the Fair survey (60%).



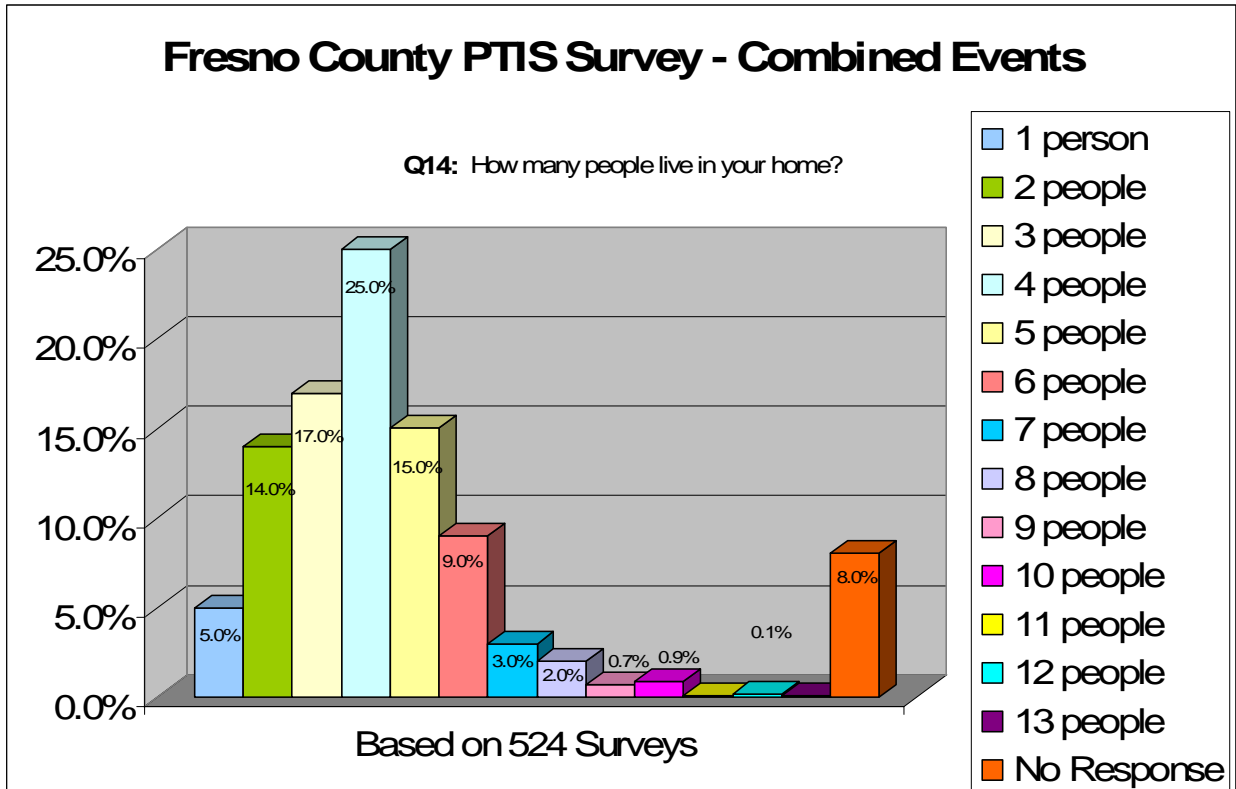
- Question 12 – The majority of the respondents (59%) indicated that their primary daily activity was work followed by going to school (15%). These results are consistent with the results of the separate surveys.



- Question 13 – 47.9% of the respondents work or go to school in Fresno, with another 5.9% in Clovis. Again, the responses are consistent with the percentage of workers and students found in each city and community throughout the County and beyond. The results are not as consistent with the results of the Parade survey, since the respondents were primarily from Fresno.

Fresno County PTIS Survey - Combined Events	
Q13: In what community do you work or go to school (if applicable)?	
COMMUNITY	% of People
Fresno	47.9%
No Response	36.8%
Clovis	5.9%
Reedley	2.0%
Selma	2.0%
Sanger	0.7%
Fowler	0.6%
Chowchilla	0.4%
Kerman	0.4%
Kingsburg	0.4%
Madera	0.4%
Oakhurst	0.4%
Coarsegold	0.2%
Cutler	0.2%
Delano	0.2%
Dunlap	0.2%
Kings County	0.2%
Madera County	0.2%
North Fork	0.2%
Parlier	0.2%
San Diego	0.2%
Traver	0.2%
Coalinga	0.2%
Firebaugh	0.2%
Friant	0.2%
Malaga	0.2%
Tulare	0.2%
Visalia	0.2%
BASED ON 524 SURVEYS	

- Question 14 – A majority of the respondents reside in homes with 3 other residents and a majority of all respondents reside with at least 2, 3 or 4 other persons. This response is consistent with the Fairgrounds event but differs from the Parade event slightly. In that case, the majority of residents tended to live in smaller households (with 1, 2 or 3 others).



- Question 15 – Approximately 33.1% of the respondents reside within zip codes 93702, 93722, 93727, 93706 and 93726 or in the City of Fresno, with the highest response in zip code 93702 or east of Downtown Fresno. These results are consistent with the results of both surveys.

Fresno County PTIS Survey - Combined Events			
Q15: What is your home zip code?			
ZIP CODE	% of People	ZIP CODE	% of People
No Response	13.50%	93230	0.40%
93702	8.00%	93560	0.40%
93722	7.60%	93622	0.40%
93727	7.30%	93628	0.40%
93706	5.10%	93647	0.40%
93726	5.10%	93673	0.40%
93704	4.80%	93712	0.40%
93703	4.20%	93723	0.40%
93728	3.40%	39480	0.20%
93705	3.20%	92635	0.20%
93611	2.50%	93215	0.20%
93710	2.50%	93245	0.20%
93720	2.50%	93609	0.20%
93654	2.30%	93610	0.20%
93657	2.30%	93614	0.20%
93662	2.00%	93624	0.20%
93725	2.00%	93641	0.20%
93612	1.90%	93643	0.20%
93625	1.70%	93664	0.20%
93701	1.70%	93667	0.20%
93711	1.70%	93687	0.20%
93638	1.10%	93707	0.20%
93650	1.00%	93736	0.20%
93618	0.80%	93744	0.20%
93619	0.80%	93755	0.20%
93630	0.60%	93775	0.20%
93631	0.60%	93790	0.20%
93648	0.60%	93901	0.20%
93656	0.60%	95206	0.20%
93721	0.60%	95309	0.20%
93210	0.40%	95332	0.20%
BASED ON 524 SURVEYS			

◆ Public Workshop

The next step in the process of informing the public of the Phase 1 PTIS and the recommendations and findings contained in the Plan, was to conduct an “Open House” or public workshop. The focus of the workshop was to inform transit agencies, planners, engineers, elected officials, stakeholders and the public of the PTIS planning process and obtain input regarding findings in the Study. A copy of the open House/Workshop notice is provided in Figure 3. Over 200 agency representatives, stakeholders, and other individuals were invited to the workshop. In addition, fliers were available on transit buses.

At the open house and workshop, the public and interested agencies had an opportunity to speak directly with Steering Committee members and Fresno COG and consultant staff regarding specific aspects of the Study. A PowerPoint presentation also was provided to explain the Study purpose, findings, and recommendations. Approximately 50 individuals attended the workshop. Fresno COG staff and the Consultant Team received a number of comments during the workshop that addressed during preparation of the Final Study Report. In addition, comments received at the workshop will also be reviewed during Phase II of the Study, which will be initiated once funding is secured.

FIGURE 3



Fresno County Public Transportation Infrastructure Study (PTIS)

When: Thursday, March 30, 2006
Time: 3:00 p.m. to 6:30 p.m.
Where: Caltrans, District 6
Manchester Center
Yosemite Conference Room
Fresno, California

About the Project

The Council of Fresno County Governments (Fresno COG) commissioned Phase 1 of the PTIS and formed the PTIS Steering Committee in February 2004. The Steering Committee has studied existing transit plans, policies, needs and opportunities for improved mobility of Fresno County residents and employees to determine where people live, work, and shop, and how they get around or would like to get around. The Committee has also examined transit systems in other cities from around the world to see what can be learned from the experiences of others. Finally, the Committee has evaluated an initial set of corridors that have the potential to accommodate enhanced transit use focusing on existing land uses that support transit, and the availability of infrastructure such as sidewalks, pedestrian crossings and other infrastructure that provide access to transit systems.

Open House / Workshop

Why Should You Attend?

It is important for you to attend this Open House / Workshop for two reasons: 1) to understand the Study, its findings and recommendations; and 2) to be prepared for Phase 2. Once additional funding is secured, Phase 2 will be initiated. This Phase of the Study will be of interest to every local jurisdiction in the County, each transit agency, and every transit advocate.

We want to hear your opinions concerning the Study. The Open House / Workshop on March 30th will be an opportunity to learn about the Study, the planning process, and to obtain answers to your important questions. You will have the opportunity to talk "one on one" with Committee members, staff, and the consultant team. A PowerPoint presentation will also be provided to acquaint you with the Study and to learn more about transit needs and opportunities in the region.

We look forward to your attendance!

Americans with Disabilities Act (ADA) Accommodations

The meeting room and restrooms are accessible. If you need an auxiliary aid such as a sign language interpreter and/or translation services necessary to participate in the open house / workshop, please contact Fresno COG at (559) 233-4148 or fax your request to (559) 233-9645 five (5) days in advance so that the necessary arrangements can be made.